

Eventing FAQ on Use of Tacks, Equipment and Dress
















This document is to be read in conjunction with the Eventing Rules, 24th dated 25 November 2015.







In case of any discrepancies, the Eventing Rules will prevail.









Last Update: May 3, 2016

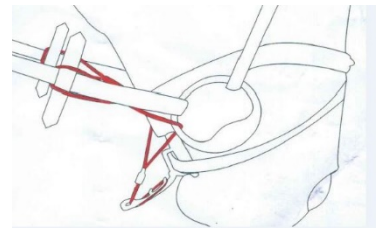




Table of Contents

Bridle / Snaffles	3
Bits / Browband	8
Ponies - BITS.....	14
Fly Ear Hoods	15
Stirrups.....	15
Spurs.....	19
Boots.....	21
Other.....	21

Topics		Use permitted
Bridle / Snaffles		
	<p>No <u>clips</u> on the Micklem bridle in ANY material.</p> <p style="text-align: right;"><i>01.05.2012</i></p>	<p>Dressage Test </p> <p>Cross Country </p> <p>Jumping Test </p>
 <p style="text-align: center;">ST- Zaum</p> 	<p>It is felt that the current FEI Eventing rules would not prohibit the use of the ST-ZAUM for the cross country and/or jumping phases of a three day event and is likewise permitted for the Dressage. Of course as is the case with any item of saddlery used it must align with Article 539, annex A1 and A2 of the Eventing rules. We would advise that you contact the ground jury of any event you wish to attend before starting the phase in which you wish to use the bridle in question.</p> <p style="text-align: right;"><i>22.05.2012</i></p>	<p>Dressage Test </p> <p>Cross Country </p> <p>Jumping Test </p>
	<p>Only nosebands illustrated in the Dressage rules will be permitted.</p> <p style="text-align: right;"><i>17.02.2015</i></p>	<p>Dressage Test </p> <p>Cross Country </p> <p>Jumping Test </p>

	<p>Not allowed during the Dressage Test because of pressure developped on the head of the horse (noseband and headgear – Decision from Honorary Steward General Dressage) – please also refer to Dressage Useful Documents.</p> <p style="text-align: right;">22.09.2015 <i>Updated 13.01.2016</i></p>	<p>Dressage Test</p> <p style="text-align: center;"></p>
	<p>Allowed during the Dressage Test – providing no gadgets added.</p> <p style="text-align: right;">07.10.2015</p>	<p>Dressage Test</p> <p style="text-align: center;"></p> <p>Cross country</p> <p style="text-align: center;"></p> <p>Jumping Test</p> <p style="text-align: center;"></p>

	<p>As per article 539.1.4 any form of blinkers is forbidden.</p> <p style="text-align: right;">26.07.2013</p> <p style="text-align: right;">Updated 04.03.15</p>	<p>Dressage Test </p> <p>Cross country </p> <p>Jumping Test </p> <p>(Blinkers are not allowed as per JR 257.1.1. the picture on the left does not fall under the category of "blinkers" and therefore is allowed.)</p>
	<p>Any wrapping of material (except Latex/rubber) around the bit or additions to the bit in the horse's mouth are not permitted</p> <p style="text-align: right;">20.05.2014</p>	<p>Dressage Test </p> <p>Cross country </p> <p>Jumping Test </p>

		<p>EquiSmart tool: Allowed in Jumping, however it is not used much in International competition as it is considered as a training tool.</p> <p><i>06.05.2014</i></p>	<p>Dressage Test  Cross Country  Jumping Test </p>
---	---	---	--



Dressage Test



Cross Country



Jumping Test



this bit not allowed, as the rein is not attached to the bit or the bridle.



Dressage Test



Cross Country



Jumping Test



This bit is only authorised if used with an additional rein attached directly to the large ring of the bit.

13.04.2015



Dressage Test



Cross Country



Jumping Test













This bit – same as above, but with connecting pieces – is not allowed.





19.05.2015







Bits / Browband

Note: Only bits illustrated in the Dressage Rules are allowed in the Dressage test







		<p>In some cases using very shiny or reflective materials can be disruptive for the judges during dressage. It is therefore suggested that when in doubt riders ask judges before the start of the dressage if a decorated/shiny brow band is acceptable or not.</p> <p style="text-align: right;"><i>10.05.2012</i></p>	<p>Dressage Test</p>
		<p>The use would be allowed in jumping and Cross Country. Please note however that should this item be found to wound or likely wound the horse a Ground Jury member may request them to be removed.</p> <p style="text-align: right;"><i>29.03.2011</i></p>	<p>Dressage Test  Cross Country  Jumping Test </p>
		<p>It is in the horse's mouth so you can see where it sits. The mouthpiece is an ordinary jointed snaffle. It is NOT permitted in Dressage</p> <p style="text-align: right;"><i>01.05.2012</i></p>	<p>Dressage Test  Cross Country  Jumping Test </p>






	<p>This bit is not authorized for the Dressage test in accordance with the Rules for Dressage as the reins do not move freely.</p> <p style="text-align: right;"><i>21.05.2013</i></p>	<p>Dressage Test  Cross Country  Jumping Test </p>
  	<p>These five bits would be allowed for the Cross country and Jumping tests in Eventing but none are permitted for the Dressage test.</p> <p style="text-align: right;"><i>12.04.2013</i></p>	<p>Dressage Test  Cross Country  Jumping Test </p>

	<p>These bits are not permitted for the dressage test in Eventing competitions.</p> <p style="text-align: right;">23.05.14</p>	<p>Dressage Test  Cross country  Jumping Test </p>
---	--	---

	<p>These bits are not permitted for the dressage test in Eventing competitions.</p> <p style="text-align: right;">23.05.14</p>	<p>Dressage Test  Cross country  Jumping Test </p>
 <p><i>Drop Cheek Control Plate</i> <i>Fulmer Control Plate</i></p>	<p>Drop Cheek Control Plate, Fulmer Control Plate and Fulmer Loose Ring Control Plate are not allowed in Dressage</p> <p style="text-align: right;">03.07.2014</p>	<p>Dressage Test </p>

 <p><i>Fulmer Loose Ring Control Plate</i></p>		<p>Dressage Test</p> <p>X</p>
	<p>This Bit is not allowed in Dressage Test.</p> <p style="text-align: right;">30.10.14</p>	<p>Dressage Test</p> <p>X</p>
	<p>This Bit is not allowed in Dressage Test.</p> <p><i>The moves of the jointed mouthpieces are blocked due to the tongue plate around the joint.</i></p> <p style="text-align: right;">27.05.2015</p>	<p>Dressage Test</p> <p>X</p>

	<p>Weymouth bits with a tilted mouthpiece are permitted, further to clarifications made by the Dressage dpt. Please refer to the document <i>Neue Schule permitted snaffles and bridons document</i>, and the mention of the Weymouths, published here</p> <p style="text-align: right;">30.06.2015</p>	<p>Dressage Test</p> 
 <p>Verhindend</p> <p style="text-align: center;">360° Product View Rein Options</p>	<p>These bits are allowed for the Dressage Test in Eventing competitions.</p> <p style="text-align: right;">02.07.2014</p>	<p>Dressage Test</p> 
	<p>Loose Ring Control Plate</p> <p style="text-align: right;">Allowed in Dressage</p> <p style="text-align: right;">03.07.2014</p>	<p>Dressage Test</p> 

Ponies - BITS	
<p>1. Only Snaffle bits are allowed 2. No curb, or double bridle are allowed Please see also Art 539.2.2</p> <p style="text-align: right;"><i>03.07.2014</i></p>	<p>Dressage Test</p> <p style="text-align: center;"></p>
<p>Pelham is allowed for XC and Jumping.</p> <p>1. A Pelham is not considered as a Curb bit if it has a mouthpiece ring and a ring at the top and bottom of the bit. 2. Pelham must be on a single rein (with a connecting piece from mouthpiece ring to bottom ring) - double reins not allowed. 3. Pelham can be used with curb chain or leather strap 4. Curb, double bridle, hackamore & bitless bridle are not allowed</p> <p style="text-align: right;"><i>Corrected 16.07.2014</i></p>	<p>Cross Country</p> <p style="text-align: center;"></p> <p>Jumping Test</p> <p style="text-align: center;"></p>
<p>Jumping Rules Art 21 Annex XI – Rules for Pony Jumping Rules:</p> <p>1. Reins must be attached to the bit or the connecting piece. Only running unrestricted martingales are allowed. 2. Double bridles, and blinkers are not allowed.</p> <p>The following types of bits and nosebands are allowed:</p> <p>1. Bits. Bits may be made of any material (metal, rubber, plastic, leather...) but must be used in the original manufactured state. Double bridles are not allowed. The minimum diameter of the bit shall be 10 mm. 2. All snaffles: jointed, double jointed or unjointed myler soft twisted 3. All gags: normal snaffle gag, jointed or unjointed NB: No wire, double wire, or chain bits may be used. 4. All pelhams: jointed, double jointed or unjointed soft twisted, cheeks maximum length 15 cm</p> <div style="display: flex; align-items: center;">  <p>Example of a connecting piece for single rein – Pelham</p> </div> <p>NB: All pelhams must be used with one single rein. The rein must either be used with a connecting piece or attached to the larger of the two rings of the bit. Pelham to be used with curb chain – or leather strap.</p> <p>5. All Kimberwicks 6. All peassoas: Maximum 4 rings (including the top ring for the cheek piece). Reins may be attached to any ring; double reins may be used, with or without a connecting piece jointed, double jointed or unjointed, cheeks, maximum length 16cm</p> <p style="text-align: right;"><i>03.07.2014</i></p>	<p>Jumping Test</p> <p style="text-align: center;"></p>

Fly Ear Hoods



Updated 25 Nov. 2015

As from 01.01.2016: Ear hoods are permitted for all Events and may also provide noise reduction. However, ear hoods must not cover the Horse's eyes and ear plugs are not permitted, with the exception of Dressage Rules art. 428.7.2. The ear hoods should be discreet in colour and design, and ~~not tied nor fixed to the noseband.~~

~~Updated 01.04.2016~~

Updated 03.05.2016

The ear pieces shown opposite are not permitted as they are considered additions to the fly hood.

20.05.2014

Dressage Test



Cross Country



Jumping Test



Stirrups



This type of stirrup is not permitted for use in Eventing as it is attached to the boot.

Any equipment that limits the movement during a fall is not accepted.

Corrected 16.09.2014

Dressage Test











Cross Country



Jumping Test
































	<p>Magnetic stirrups are not accepted for the cross country or dressage tests.</p>	<p>Dressage Test X cross country X Jumping Test ✓</p>
	<p>In the interests of safety, the stirrup iron and the stirrup leather (this also applies to safety stirrups) must hang freely from the bar of the saddle and the outside of the flap. The Athlete must not directly or indirectly tie any part of his body to the saddlery.</p> <p>The stirrups "K'Vall" are not approved by the FEI and must not be used in FEI Competition.</p> <p style="text-align: right;">26.05.2011</p>	<p>Dressage Test X Cross Country X Jumping Test X</p>

	<p>The use of the opposite illustrated Toe Stopper is not permitted for the Dressage and Jumping tests at International Eventing Competitions but would be permitted for the cross country test.</p> <p style="text-align: right;"><i>25.03.2013</i></p>	<p>Dressage Test  Cross country  Jumping Test </p>
	<p>The "Freejump stirrup" is permitted for use in Eventing</p>	<p>Dressage Test  Cross Country  Jumping Test </p>

Riding Boots		
Riding boots with lacing up of the same colour as the boot - are allowed.	16.09.2014	Dressage Test 
Top boots 	11.03.2015	Dressage Test <i>compulsory</i> 
Short boots and full leather chaps of same colour 	Updated 20 Nov. 2015 As from 01.01.2016, short boots and matching full leather chaps are allowed during the Dressage Test.	Dressage Test  Cross Country  Jumping Test 
	11.03.2015 20.11.2015	

Spurs

	<p>DAISY ROWEL SPUR NOT ALLOWED IN ANY PHASE</p>		<p>SMALL SEGMENTED ROWEL SPUR NOT ALLOWED IN ANY PHASE</p>	<p>Dressage Test</p>	
	<p>HORIZONTAL SPRENGER ROWEL SPUR NOT ALLOWED IN ANY PHASE</p>		<p>DRESSAGE SPURS WITH TINES NOT ALLOWED IN ANY PHASE</p>	<p>Cross Country</p>	
<p><i>Updated 27.03.2015 – ref. Art. 538.1.3 b)</i></p>				<p>Jumping Test</p>	
	<p>SPURSUADER SPURS NOT ALLOWED IN ANY PHASE</p>		<p>OFFSET SPURS NOT ALLOWED IN ANY PHASE</p>	<p>Dressage Test</p>	
	<p>JUMPING SPUR NOT ALLOWED IN ANY PHASE</p>	<p><i>Updated 27.03.2015 ref. Art. 538.1.3 b)</i></p>		<p>Cross Country</p>	
				<p>Jumping Test</p>	

	<p>DUMMY SPUR ALLOWED IN ALL PHASES</p>		<p>SOFT TOUCH HORIZONTAL SPUR ALLOWED IN ALL PHASES VERTICAL SOFT TOUCH ROWEL IS ALLOWED IN ALL PHASES</p>	<p>Dressage Test  Cross Country  Jumping Test </p>
	<p>ROWEL SPUR ALLOWED IN DRESSAGE AND SHOW JUMPING & Cross Country NOT ALLOWED IN CROSS COUNTRY PHASE</p>		<p>PRINCE OF WALES SPUR ALLOWED IN ALL PHASES</p>	
	<p>DUMMY SPUR ALLOWED IN ALL PHASES</p>		<p>DUMMY SPUR ALLOWED IN ALL PHASES</p>	
	<p>IMPULS SPUR ALLOWED IN ANY PHASE CAN ALSO HAVE A FLAT DISC INSTEAD OF DOME SHAPE</p>			
	<p>IMPULS SOFT TOUCH BALL SPUR ALLOWED IN ALL PHASES</p>			
	<p>HAMMERHEAD SPUR ALLOWED IN ALL PHASES</p>			
	<p>SWAN NECK SPUR ALLOWED IN ANY PHASES CAN HAVE A ROWEL AND IS SOON ALLOWED IN DRESSAGE AND SHOWING AND SHOW</p>			<p>Dressage Test  Cross Country  Jumping Test </p>
				<p><i>Updated 25.02.2015</i></p>

Boots



The FEI Jumping Committee has decided, on Horse welfare grounds, that hind boots – as per attached photos - are not permitted to be used anywhere on the show grounds.

These boots have the effect of pinching (squeezing) the tendons on the Horse's hind legs, creating discomfort to the Horse for the purpose of improving the Horse's jumping technique. The use of such boots may lead to disqualification of the Athlete at the discretion of the Ground Jury.

30.05.2012

Dressage Test



Cross Country



Jumping Test



(not permitted on the show grounds at any time)

Other









The "Lungie Bungie" is not allowed. Lunging reins only approved if on triangle rein as per Dressage Rules

08.01.2015

Exercise & Warming-UP



		<p>Allowed for lunging only at any time / tests. <i>(art. 539.1.3)</i></p> <p><i>Updated 11.03.2015</i></p>
	<p>Reins with Hand loops</p> <p><i>09.01.2015</i></p> <p><i>Updated 11.03.2015</i></p>	<p>Dressage Test </p> <p>Cross Country Test </p> <p>Jumping Test </p>

Body bandage (spur pad/protection)



Allowed for XC-Country & Jumping warm-up.
Competition:

Dressage Test



Cross Country



Jumping Test



11.03.2015



The tape may not be used in any arenas, during competition or at any time during which a horse is being ridden or exercised.

Use within the stables is allowed

27.03.2015



Cross Country



Eventing Rules state that the reins must be attached to the bit(s) or directly to the bridle. Good training tool, but not in competition.

Jumping Test

17.08.2015

