

# Equestrian Australia Limited



## NATIONAL DRESSAGE RULES

**Effective  
01 July 2016**

CLEAN VERSION

The Equestrian Australia National Dressage Rules may  
also be found on the Equestrian Australia Website:

[www.equestrian.org.au](http://www.equestrian.org.au)

---

## Table of Contents

---

<b>Preamble</b>	<b>8</b>
<b>Section 1 – Conditions of Entry</b>	<b>10</b>
1.1 Acceptance of the Rules	10
1.2 Code of Conduct for the Welfare of the Horse	10
1.3 Abuse of the Horse	11
1.4 Bleeding	12
1.5 Protests, Reports and Appeals	12
1.6 Anti-Doping and Medication Control	12
1.7 Conflict of Interest	13
1.8 Authority	13
1.9 Entry of Horses	13
1.10 Scratchings/Withdrawals	13
1.11 Gear Check	13
1.12 Eligibility of Juniors and Young Riders	14
1.13 Types of Competitions at Official events	14
1.14 Types of Competition at Restricted events	15
1.15 Conditions of entry for Horses and Ponies at Each Level	15
1.16 Up-Grading Points	19
1.17 Down grading Horses and Ponies	20
1.18 Imported Horses and Ponies	20
1.19 Conditions of Entry for Participation Competitions	20
1.20 Hors Concours (HC)	21
1.21 Declaration	21
1.22 Conditions of Entry Table	22
<b>Section 2 – Dress, Saddlery and Equipment</b>	<b>23</b>
2.1 Compulsory Dress by Level	23
2.2 Headgear	24
2.3 Footwear	25
2.4 Gaiters/Chapettes	25
2.5 Spurs	25
2.6 Whip	26
2.7 Shirts and Neck Wear	26
2.8 Coats	27
2.9 Pocket Badges	27
2.10 Saddle and Saddlecloths	27
2.11 Bridles, Nosebands and Bits	27
2.12 Equipment permitted/not permitted in competitions, warm-up areas/event/venue	30
2.13 Lunging	31
2.14 Ear hoods	31
2.15 Nose Nets	31
2.16 Other Equipment	31
2.17 Protective Coverings	32
2.18 Exemption Cards – Rides with a Disability	32

2.19	Gear Steward's Check List	33
2.20	Permitted Bits	36
2.20	Permitted Nosebands	39
2.21	Lunging Gear	40
2.22	Nose Nets	40
<b>Section 3 – Dressage Events</b>		<b>41</b>
3.1	Approval of Official Events	41
3.2	Competitions	41
3.3	Liability	41
3.4	Timing of the Draw	41
3.5	Conducting Same Test for Different Categories	41
3.6	Arena Requirements	41
3.7	Entering the Arena	42
3.8	Dismounting/Fall	42
3.9	Test Time	42
3.10	Resistance/Disobedience	43
3.11	Unauthorised Assistance	43
3.12	Riding in Competition, Warm-Up and Exercise Areas	43
3.13	Scale of Marks	43
3.14	Commanded Tests	43
3.15	Execution of Tests	44
3.16	Use of Voice	44
3.17	Errors of Course and Penalties	44
3.18	Lameness	45
3.19	Awards and Placings	45
3.20	Prize Money	46
3.21	Number/Level of Judges Required to Judge a Competition	47
<b>Section 4 – Roles of Officials</b>		<b>48</b>
4.1	Ground Jury	48
4.2	Appeal Committee	48
4.3	Technical Delegate	49
4.4	Chef d'Equipe	49
4.5	Gear Steward	50
4.6	Chief Steward	50
4.7	FEI Steward	51
<b>Section 5 – Young Horse</b>		<b>52</b>
5.1	General Conditions	52
5.2	Conduct of Qualifying Events	53
5.3	State Young Horse Championships	54
5.4	Australian Young Dressage Horse Championships	55
5.5	Consolation Finals	57
5.6	Selection of Young Horses to Represent Australia Overseas	57
5.7	Guide for Riders and Judges	57
5.8	Young Horse Tests	58

<b>Section 6 – Freestyles</b>	<b>59</b>
6.1 Entry, Salute and Timing	59
6.2 Music	59
6.3 How to Judge a Freestyle – Guidelines for Judges	60
6.4 Standard for Each Level	60
6.5 Rules for Judging Freestyles	60
6.6 Equality of Marks	63
6.7 EA Levels Compulsory/Permitted/Not Permitted Movements for Freestyles	64
6.8 FEI Levels Compulsory/Permitted/Not Permitted Movements for Freestyles	66
<b>Section 7 – Paces and Movements</b>	<b>68</b>
7.1 Objectives and General Principles	69
7.2 The Halt	69
7.3 The Walk	70
7.4 The Trot	71
7.5 The Canter	72
7.6 The Rein-Back	74
7.7 The Transitions	74
7.8 The Half-Halts	75
7.9 Changes of Directions	75
7.10 Figures	75
7.11 Leg Yielding	76
7.12 The Lateral Movements	77
7.13 The Pirouette, the Half-Pirouette and Turn on the Haunches	79
7.14 The Passage	81
7.15 The Piaffe	81
7.16 The Submission/The Impulsion	81
7.17 The Collection	82
7.18 The Position and Aids of the Rider	83
<b>Section 8 – Australian/State Dressage Championships &amp; FEI-Sanctioned Events</b>	<b>84</b>
AUSTRALIAN DRESSAGE CHAMPIONSHIPS	84
8.1 Administration	84
8.2 Conditions of Entry	84
8.3 Competition Conditions	85
8.4 Withdrawals	85
8.5 Other Requirements	85
8.6 Teams	85
8.7 Officials	86
8.8 Horse Inspections and Swabbing	87
8.9 Presentations and Awards	87
8.10 Ground Facilities	87
8.11 State Dressage Championships	88
8.12 Australian Young Rider Dressage Championships	88
8.13 State Young Rider Dressage Championships	89
8.14 Australian Pony Dressage Championships	89
8.15 State Pony Dressage Championships	89
8.16 Australian Prix St Georges Stars of the Future	90
8.17 FEI-Sanctioned Competitions	90
8.18 Australian Competitors Overseas	90

<b>Section 9– Para-Equestrian Dressage</b>	<b>92</b>
Preamble	92
Definitions	92
9.1 Rules	93
9.2 Code of Conduct for Welfare of the Horse	93
9.3 Dressage Objects and General Principles	93
9.4 Para-Equestrian Dressage Events	93
9.5 Participation	93
9.6 Draw	94
9.7 Dress, Saddlery and Equipment	94
9.8 Gear Check	97
9.9 Commanders and Callers	97
9.10 Officials	98
9.11 Arenas	98
9.12 Practice Arenas	98
9.13 Prize Giving	99
9.14 Recommendations/Guidelines for OCs	99
9.15 Australian Para-Equestrian Championships	99
9.16 State Para-Equestrian Championships	103
9.17 FEI Sanctioned Events/Competitions	103
9.18 Exceptions to Able Bodied	104
<b>Section 10 – Rules for Judges and Organising Committees (OC’s)</b>	<b>106</b>
10.1 Positioning of Judges around the arena	106
10.2 Inspection of arenas	107
10.3 Scale of Marks	107
10.4 Execution of tests	107
10.5 Errors of course	107
10.6 Allocation of marks and scoring	107
10.7 Unmarked movement	107
10.8 Protocol for Judges accepting invitations to Judge	108
10.9 Out of Pocket Expenses for Judges	108
10.10 General	109
10.11 Draw	109
10.12 Competitions	109
10.13 Maximum number of competitors per competition	109
10.14 Results	110
<b>Section 11 – National Officiating Accreditation Scheme for Dressage Judges in Australia</b>	<b>111</b>
11.1 Code of conduct for Accredited Dressage Judges	111
11.2 Australian Dressage Judges Committee	112
11.3 State Dressage Authority	112
11.4 Judges Accreditation	112
11.5 National Officials Accreditation Scheme basis	112

11.6	Upgrading Judges	112
11.7	EA Young Horse Judges and Para-Equestrian Judges Accreditation	112
11.8	Fast track for FEI level riders and/or Level 2 Dressage coaches	113
11.9	Examining Authority	115
11.10	Judge Educators	115
11.11	Shadow Judging	115
11.12	Judges Seminar	118
11.13	National or Judges Symposium	118
11.14	Judges Workshops	119
11.15	General conditions to maintain accreditation	119
11.16	Exemptions from any pre-requisite	119
11.17	Limitation of time	119
11.18	Upgrading criteria	120
11.19	How to become a G Level (Preliminary) Dressage Judge	122
11.20	Lapsed accreditation and leave of absence	122
11.21	Interstate transfer	123
11.22	Foreign Judges accredited under another National scheme	124
11.23	Complaints against NOAS Judges for Judging Standards	124
11.24	Requirements to maintain NOAS accreditation	125
11.25	Updating Activity Points	126
11.26	Requirements for upgrading to the next level	127
11.27	Examination requirements	128
11.28	Number of judges required to judge a competition	129
11.29	Payments to Judge Educators and/or Mentors	130
11.30	Para-Equestrian/Para Dressage Judges	130
11.31	Potential Applicants for FEI3* or FEI PED 3* Judge Status	130

## Annexes

<b>ANNEX A - Diagram of 60m x 20m &amp; 40m x 20m Arena</b>	131	
<b>ANNEX B – Diagram of the geometry of riding movements</b>	133	
<b>ANNEX C – Arena familiarisation and Altered circumstances at events</b>	134	
<b>ANNEX D – Directives for assessing the degree of difficulty in Freestyle Tests at FEI level</b>	135	
<b>ANNEX E – Dressage Shadow Judging</b>	137	
<b>ANNEX F – Eventing Dressage</b>	139	
<b>ANNEX G – Elimination &amp; Penalties</b>	147	
<b>ANNEX H – FEI Guidelines for Pre and Post competition training techniques</b>	149	
<b>ANNEX I – Categories of National Dressage Events</b>	151	
<b>ANNEX J – Regional &amp; Major Club Championships</b>	153	
<b>ANNEX K – EA Hot Weather Policy</b>	154	
<b>ANNEX L – Notes for Dressage Competitors</b>	159	
L.1	Setting goals	159
L.2	Welfare of the horse	159
L.3	Membership requirements	159
L.4	Entries	159
L.5	Verifying which Preparatory and Freestyle tests apply	159
L.6	Learning the test	159
L.7	Pre-competition requirements	159
L.8	Transport requirements	160

L.9	Competition day	160
L.10	Warm-up	160
L.11	Entering competition area	160
L.12	Reporting to the Judge and riding the test	161
L.13	Eliminations and Penalties	161
L.14	Callers and video	161
L.15	After the competition	162
L.16	Role of Stewards	162
<b>Annex M - Notes for Dressage Event Organisers</b>		<b>164</b>
M.1	Categories of Dressage Events	164
M.2	Calendar	164
M.3	General considerations	164
M.4	Venues	165
M.5	Arenas	165
M.6	Schedule	165
M.7	Judges	167
M.8	Other officials and volunteers	170
M.9	Organising Committees and Event conveners	173
M.10	Youth Development – ref to Section 1.11	173
M.11	Supplementary notes for OC's of FEI sanctioned events	173
M.11.2	Positioning of judges around the arena	173
M.13	Protocol for judges accepting invitations to judge	173
M.14	How to construct a dressage arena	174

To be read in conjunction with the EA General Regulations and other EA policies and by-laws available on the EA web site [www.equestrian.org.au](http://www.equestrian.org.au)

These rules are effective from 1st January 2016. From this date on, all other texts covering the same matter are superseded.

## **PREAMBLE**

The following rules have been adopted by the Equestrian Australia (EA) and must be followed by all affiliated organisations conducting dressage events on behalf of the EA or under EA Rules. They follow as closely as possible the rules laid down by the Fédération Equestre Internationale (FEI). Some FEI rules have been modified to suit Australian conditions. If issues arise which are not covered in these rules then the FEI rules apply. These generic rules do not apply in FEI-sanctioned competitions. Except in the aforementioned circumstance, in the event of a conflict between the EA rules and the FEI rules, the FEI rules will prevail.

These rules cannot provide for every eventuality. In any unforeseen or exceptional circumstances, it is the duty of the appropriate Official(s) to make a decision in a sporting spirit and adhere as closely as possible to the intention of these rules.

Notwithstanding anything stipulated in these rules, the EA Australian Dressage Committee (ADC) shall have full and complete authority to omit, amend and interpret these rules in their absolute discretion and to give or to withhold any explanation of their decision.

### **Australia Dressage Committee (ADC) - the ADC operates under the powers delegated to it by Section 2 and Annex E of the EA Committee By-Laws 1 July 2014**

The ADC reports to the EA Board. In summary it has the following responsibilities:

- a) Formulate the strategic direction of dressage (sport) in Australia and facilitate its implementation;
- b) advise and recommend to the Board on national rules and policies for the sport of dressage (including Para-Equestrian)
- c) implement FEI policy and rules applicable to the sport;
- d) work cooperatively with the High Performance Manager, National Performance Director, State Dressage Authorities and other key stakeholders
- e) in conjunction with the National Education guidelines – maintain, train and appoint adequate numbers of national and FEI qualified officials, who must be members of EA;
- f) establishment of Sub-Committees for the Sport subject to approval by National Board e.g. ADJC;
- g) promote and facilitate conduct of the Sport in Australia within EA National policy;
- h) facilitate the development of the sport for all participants especially from youth riders to international level within the framework of the EA strategic plan;
- i) assist to raise funds within the framework of national policy of the Board

**Australian Dressage Judges Committee (ADJC)** - The ADJC reports to the Australian Dressage Committee (ADC) and is responsible for contributing to development of policy and monitoring application of policy for:

- a) the encouragement, support and ongoing education of dressage judges
- b) assessment and accreditation examinations of national dressage judges, including Para-Equestrian in Australia
- c) selection, development of programs and mentoring of suitable National A level dressage judges who wish to become FEI accredited
- d) final arbiter in issues related to judging standards and judges which have not been resolved by SDAs. (These are not cases that would be subject to a disciplinary tribunal established under the EA Disciplinary By-laws or related to the EA Member Protection Policy)
- e) assist in development and implementation of National Judges Seminars list
- f) assist in conduct of National and International forums for Judges, Judge Educators and Mentors
- g) provides support to SDA's in relation to judging issues and judge education issues



## Glossary of Abbreviations/Acronyms

ADC	Australian Dressage Committee
ADJC	Australian Dressage Judges Committee
CDI-W, Y, J or P	Concours de Dressage International - World Cup, Young Riders, Juniors, Ponies
CEO	Chief Executive Officer
EA	Equestrian Australia Ltd
FEI	Federation Equestre Internationale
JSC	Judges Sub Committee
NF	National Federation (e.g. Equestrian Australia)
NO	National Office (of EA)
NOAS	National Officiating Accreditation Scheme
OC	Organising Committee
PE	Para-Equestrian
SDA	State Dressage Authority (e.g. State Dressage Committee)

## Definitions

A Dressage **event** comprises one or more **competitions** between individual mounted competitors, performing specified Dressage **tests**

- a) **Official Event** is an event approved by the EA, conducted by an EA affiliated club or organisation and comprised of Competitive and/or Participation competitions
- b) **Restricted Event** is an event, comprised of any level of test, conducted by an EA club for its own club members only; and/or club activities for club members against invited EA members to a maximum level of competition defined as Participation activity (refer to EA General Regulations for definition) up to and including current Novice test and Para-Equestrian tests)
- c) **Bell** includes any device used to signal to a competitor
- d) **Level** refers to the standards of tests. See 1.15.2
- e) **Organising Committee (OC)** refers to an EA-affiliated organisation, group, society or body, held to be responsible for the management of any dressage event
- f) **Competition area** includes the competition arena and immediate surrounding area
- g) **Exercise area** refers to the entire area covered by the Park, Centre, Oval, Showground or similar area where an event is advertised as being held
- h) **Warm-up area** refers to an area designated by the OC as being the warm-up area for competitions
- i) **Categories** refer to EA General Regulations, Chapter 1 – Events and Competitions
- j) **Horse** refers to horses and ponies unless 'pony' is otherwise specified. Refer to 'pony'
- k) **Pony** refers to ponies not exceeding 149cm with shoes or 148cm without shoes
- l) **Ground Jury:**
  - for an **Event** - all of the judges of an **event** comprise the Ground Jury
  - for a **Competition**
    - the officiating judges from that competition comprise the Ground Jury
    - the members of the Ground Jury of a competition must not have any conflict of interest for that competition
  - in the case of a protest to be heard by a panel on the day at least one judge from the competition in which the incident occurred must be available personally (or to be consulted if it is heard after 14 days rule by EA Disciplinary Tribunal)

## SECTION 1 CONDITIONS OF ENTRY

### 1.1 Acceptance of the Rules

- a) all members of the EA shall accept and be bound by these rules
- b) making an entry for any event constitutes implicit acceptance of these Rules
- c) competitors are responsible for knowing and complying with these rules. It remains the full responsibility of the rider to comply with the equipment rules as outlined
- d) breach of the rules may entail elimination unless other penalties are stipulated

### 1.2 Code of Conduct for the Welfare of the Horse

This Code has been developed by the FEI and adopted by the EA.

#### 1. *At all stages during the preparation and training of competition horses, welfare must take precedence over all other demands*

##### a) **Good Horse management**

Stabling, feeding and training must be compatible with good horse management and must not compromise welfare. Any practices which could cause physical or mental suffering, in or out of competition, will not be tolerated.

##### b) **Training methods**

Horses must only undergo training that matches their physical capabilities and level of maturity for their respective disciplines. They must not be subjected to any training methods which are abusive or cause fear or for which they have not been properly prepared.

##### c) **Farriery and Tack**

Foot care and shoeing must be of a high standard. Tack must be designed and fitted to avoid the risk of pain or injury.

##### d) **Transport**

During transportation, horses must be fully protected against injuries and other health risks. Vehicles must be safe, well ventilated, maintained to a high standard, disinfected regularly and driven by competent staff. Competent handlers must always be available to manage the horses.

##### e) **Transit**

All journeys must be planned carefully and horses permitted regular rest periods with access to food and water in line with FEI guidelines.

#### 2. *Horses and riders must be fit, competent and in good health before they are permitted to compete*

##### a) **Fitness and competence**

Participation in competition must be restricted to fit horses and athletes of proven competence.

##### b) **Health Status**

No horse showing symptoms of disease, lameness or other significant ailments or pre-existing clinical conditions should compete or continue to compete when to do so would compromise its welfare. Veterinary advice must be sought whenever there is any doubt.

##### c) **Doping and Medication**

Abuse of doping and medication is a serious welfare issue and will not be tolerated. After any veterinary treatment, sufficient time must be permitted for full recovery before competition.

##### d) **Surgical Procedures**

Any surgical procedures that threaten a competing horse's welfare or the safety of other horses and/or riders must not be permitted.

##### e) **Pregnant/Recently Foaled Mares**

Mare must not compete after their fourth month of pregnancy or with foal at foot.

##### f) **Misuse of Aids**

Abuse of a horse using natural riding aids or artificial aids (e.g. whips, spurs etc) will not be tolerated.

3. ***Events must not prejudice horse welfare***
  - a) **Competition Areas**  
Horses must only be trained and compete on suitable and safe surfaces. All obstacles must be designed with the safety of the horse in mind.
  - b) **Ground Surfaces**  
All ground surfaces on which horses walk, train or compete must be designed and maintained to reduce factors that could lead to injuries. Particular attention must be paid to the preparation, composition and upkeep of surfaces.
  - c) **Extreme Weather**  
Competitions must not take place in extreme weather conditions if the welfare or safety of the horse may be compromised. Provision must be made for cooling horses quickly after competing in hot or humid conditions. Refer to the EA Hot Weather Policy for further information. See Annex K.
  - d) **Stabling at Events**  
Stables must be safe, hygienic, comfortable, well ventilated and of sufficient size for the type and disposition of the horse. Clean, good quality and appropriate feed and bedding, fresh drinking water, and washing-down water must always be available.
  - e) **Fitness to Travel**  
After competition a horse must be fit to travel in accordance with the FEIs guidelines.
  
4. ***Every effort must be made to ensure that horses receive proper attention after they have competed and that they are treated humanely when their competition careers are over.***
  - a) **Veterinary Treatment**  
Veterinary expertise must always be available at an event. If a horse is injured or exhausted during a competition, the rider must dismount and a veterinarian must check the horse.
  - b) **Referral Centres**  
Wherever necessary, the horse should be collected by ambulance and transported to the nearest relevant treatment centre for further assessment and therapy. Injured horses must be given full supportive treatment before transport.
  - c) **Competition Injuries**  
The incidence of injuries sustained in competition should be monitored. Ground surface conditions, frequency of competitions and any other risk factors should be examined carefully to indicate ways to minimize injuries.
  - d) **Euthanasia**  
If injuries are sufficiently severe the horse may need to be euthanased by a veterinarian as soon as possible on humane grounds and with the sole aim of minimising suffering.
  - e) **Retirement**  
Every effort should be made to ensure that horses are treated sympathetically and humanely when they retire from competition.
  
5. ***The FEI urges all those involved in equestrian sport to attain the highest possible levels of education in their areas of expertise relevant to the care and management of the competition horse.***

**1.3 Abuse of the Horse  
(Article 142, EA and FEI General Regulations)**

No person may abuse a horse during an event or at any other time. 'Abuse' means an action or omission which causes or is likely to cause pain or unnecessary discomfort to a horse, including without limitation any of the following:

- a) to whip or beat a horse excessively
- b) to subject a horse to any kind of electric shock device
- c) to use spurs excessively or persistently
- d) to jab the horse in the mouth with the bit or any other device
- e) to compete using an exhausted, lame or injured horse
- f) to 'rap' a horse
- g) to abnormally sensitise or desensitise any part of a horse

- h) to leave a horse without adequate food, drink or exercise
- i) to use any device or equipment which causes excessive pain to the horse upon knocking down an obstacle

Persons witnessing an Abuse must report it in the form of a protest (EA General Regulations Art. 163) to the OC immediately, or within fourteen (14) days of the incident to the State EA Office who have the option of passing it to the Disciplinary Tribunal.

Competitors are alerted to the fact that, as well as FEI and EA General Regulation 142, cruel application of spurs, whips or bits is illegal in some Australian States and Territories.

### **1.3.1 Unable to Fulfil the Requirements of the Test**

Where the judge at C is of the opinion that the horse and rider combination are not able to fulfil the requirements of the level of the test and the performance is against the welfare of the Horse and/or shows abusive riding the combination will be eliminated. No appeal against this decision.

## **1.4 Bleeding**

If the Judge at C suspects fresh blood anywhere on the horse during the test, he will stop the horse to check for blood. If the horse shows fresh blood, it will be eliminated. The elimination is final. If the Judge, through examination, clarifies that the horse has no fresh blood, the horse may resume and finish its test.

The sighting of any fresh blood on the horse at the gear check prior to, or after the test or during the test, will entail elimination. There is no appeal against this decision. Where the gear check is carried out after the rider has completed their test, if the Gear Steward discovers fresh blood in the horse's mouth or anywhere he/she is to inform the judge at C, who will eliminate the horse/rider.

A veterinarian may inspect the horse after elimination to decide if the horse is fit to continue in another test and inform the OC in writing of his decision prior to that test. The veterinarian's opinion is final.

### **1.4.1 Protective Covering**

Any form of protective skin covering on the horse such as plaster / tape/ belly band covering or towel, whether the skin is broken or not, is strictly forbidden at an event and will entail elimination if used. Refer to 2.17.

## **1.5 Protests, Reports and Appeals**

Refer to the EA General Regulations articles 163, 164 and 165, EA Codes of Conduct, EA Member Protection Policy and its associated Attachment D1 – Complaints procedures, EA Disciplinary By-laws at [www.equestrian.org.au](http://www.equestrian.org.au)

Officials and competitors need to abide by the Codes of Conduct as contained in the EA Member Protection Policy.

Refer to EA General Regulations 169.6.3 for the Penalty in relation to incorrect behaviour towards Event Officials or any other party connected with the Event (other rider, journalist, public etc).

## **1.6 Anti-Doping and Medication Control**

Refer to the EA and FEI Equine Anti-Doping and Medication Control Rules (EADMC) and the EA (Athlete) Anti-Doping Policy. For more information visit: [www.equestrian.org.au](http://www.equestrian.org.au) [www.fei.org](http://www.fei.org) or [www.asada.gov.au](http://www.asada.gov.au)

Horses and Riders may be subject to random in-competition testing

## 1.7 Conflict of Interest

Refer to EA General Regulations, Article 158 with the following additions:

### 1.7.1 Persons Who May NOT Officiate as a Judge of an **Event**

- a) if they are officiating as a Veterinary Officer for the event
- b) they are a member of the Appeal Committee
- c) if they are a Chef d'Equipe or team official for competitors entered in the event

### 1.7.2 Persons Who May NOT Officiate as a Judge of a **Competition**

- a) if a competitor in the competition is a family member
- b) in a Grand Prix competition, a fellow member of the National Elite Squad
- c) any person having held a riding clinic within 2 weeks prior to an event may not judge any horse and/or rider who participated in that clinic
- d) any judge who is provided with private billeted accommodation with a competitor they are scheduled to judge
- e) an owner or part owner of a horse taking part in that competition
- f) the regular trainer/coach of a horse and/or rider taking part in the competition
- g) a person having a financial interest in a horse in the competition
- h) an employee or employer of a competitor in the competition
- i) when accepting invitations to judge, a judge must declare their interest in any person or horse who may enter, if within the 12 months immediately preceding the event, they have:
  - trained
  - owned/part owned
  - had any other business interest in in that horse and/or rider

1.7.3 Judge Educators/Mentors must also follow these principles when carrying out Shadow Judging and Sit-Ins.

## 1.8 Authority

The EA or affiliated organisation conducting the dressage competition(s) on behalf of the EA shall be empowered to refuse any entry, with or without stating reasons. They shall be the sole judges of the qualifications of any horse or rider to compete in any particular level and may transfer any entry of any such horse or rider to any lower or higher-ranking level.

## 1.9 Entry of Horses

- a) after the close of entries any change of rider must be notified, in writing, to the OC no later than 40 minutes prior to the start of the competition. However, a rider of a horse may not be changed if another rider has ridden the horse on the day, either in warm-up or in a competition
- b) a horse cannot be changed
- c) the draw position cannot be changed without the permission of the OC
- d) a competitor may not add a horse which is not on the list of entries without the approval of the OC
- e) the draw is to be strictly adhered to and changes can only be made by the OC
- f) riders with two horses in the draw must compete in the order that the horse/rider combination is drawn
- g) one rider per horse for the entire event except for promotional competitions e.g. Derby
- h) a horse may only enter and compete once in each competition (including HC)
- i) the number of horses per competitor is at the discretion of the OC

## 1.10 Scratchings/Withdrawals

- a) a competitor may withdraw any or all of the horses that he/she has entered, subject to the conditions of entry
- b) a refund may only be made if documented proof (i.e. veterinary or medical certificate) is produced within 24 hours of the completion of the event to the Event Secretary
- c) a minimum of at least 50% of the entry fee should be refunded

## 1.11 Gear Check

- a) a gear check is required for each test
- b) all competitors must present to the gear steward
- c) it is recommended that the gear check is undertaken prior to each test
- d) failure to have a gear check may incur elimination

## 1.12 Eligibility of Juniors and Young Riders

Refer to EA General Regulations, Article 124 and 'Youth Development' as below.

- a) upgrading points are accrued for all Official Competitive competitions regardless of any age restriction
- b) a Young Rider is eligible to compete in Young Rider competitions from the start of the year in which they turn 16 years of age to the end of the year they turn 21
- c) a Junior Rider is eligible to compete from the start of the year they turn 12 to the end of the year they turn 18
- d) a Young Rider or a Junior Rider is eligible to compete in their respective Young Rider competitions or Junior competitions, and Official competitions, on the same horse at the same event but no more than 3 tests per day (refer also to 1.15.2)
- e) a Junior of the appropriate age may enter and compete in Junior and Young Rider competitions at the same event, providing they ride a different horse in each competition

### 1.12.1 Youth Development

Competitions and activities for riders 12-21 years (from 10 **years** for pony riders) have been generally known in Australia as 'young rider' events. Young Rider, however, is a specific age category of FEI Competition. Other FEI categories include Children, Juniors, and Pony Riders. Refer to the EA General Regulations – Article 124 for the age groups.

As EA develops youth participation in dressage, all of these categories will come under the Youth Development Program in Australia. Within this program the FEI tests for the various age groups may be included in dressage events. This may mean that EA and FEI tests could be included at the same event.

As a general guide to the level of riding for each age group, FEI Children's Tests are roughly equivalent to EA Elementary level, Juniors Tests equivalent to EA Medium and Young Rider Tests equivalent to Prix St Georges. FEI Pony Riders Tests equate to about EA Elementary/Medium level (without flying changes) and must be ridden in a snaffle bridle.

Within each category the FEI has developed 3 to 4 tests. The lowest degree of difficulty is usually the 'Preliminary Test' (often used at FEI events as a warm-up test), followed by the Teams Test (suitable for a team competition), then the Individual Test and in some cases a Freestyle Test is also available. These tests are available on the FEI website [www.fei.org](http://www.fei.org)

If these competitions are offered at a CDI event they will be conducted under FEI rules; however if the tests are offered as part of local EA competitions, or State/Australian championships then they will be run under EA rules and some aspects may be different to the FEI rules. Refer to the conditions of entry in Section 8 and the event schedule for eligibility at each event.

Youth events should as much as possible follow the same rules and conditions as competition for senior riders. Judging of the tests uses the same scale of marks and standards; youth riders or ponies will be judged by the same technical principles as senior riders and horses.

## 1.13 Types of Competitions at Official Events

The following types of competitions may be held at any Official event conducted by an EA affiliated body.

- a) **Official Competitive Competitions** using current official EA tests from Preliminary to Grand Prix, including Freestyle Tests and Young Horse Tests. Competitions may be limited to rider age groupings (e.g. Juniors, Young Riders) or to ponies only.
- b) **Participation Competitions** using EA tests from Preparatory to Novice level (including Freestyles) and also EA Para Dressage Tests and FEI Para-Equestrian level tests run as national tests (including Freestyles) see Section 9 Definitions for further detail

#### 1.14 Types of Competitions at Restricted Events

- a) competitions may include any level of EA test from Preparatory to Grand Prix and Para Equestrian, but are restricted to the conducting club's members only: and/or
- b) club activities for club members against invited EA members to a maximum level of class defined as Participation activity (refer to EA General Regulations for definition) up to and including current Novice test and all Para-Equestrian tests

#### 1.15 Conditions of Entry for Horses and Ponies at Each Level

- a) These rules must be adhered to, otherwise the entry can be declined by the OC or the combination eliminated if there is a protest. All Official events or Official competitions are conducted under EA rules. They are sponsored by, or run on behalf of the EA. Please refer to the EA General Regulations for membership requirements for Official competitions
- b) It is an offence under the EA Disciplinary By-laws for a rider to compete a horse/pony below its graded level
- c) To promote development, **all** Official EA events/competitions (this also includes EA FEI level competitions), are open to both horses and ponies
- d) **Exceptions:** National and State Championships and Prix St Georges Stars of the Future. Exceptions for National Young Rider competitions are to be approved by ADC
- e) In official competitive and participant competitions any pony entries received may compete in any order in the competition. Separate prizes may be awarded for horses and ponies
- f) Organisers may still schedule and advertise separate pony competitions, particularly if they expect a test will be oversubscribed, or expect sufficient entries in a test from both ponies and horses (i.e. up to 35 of each) which is too many to be judged by the same judges in a single day
- g) If PE riders are included in an official competition as a separate competition then they should be grouped together at the beginning or at the end of the draw (e.g. Grade IV and Grade III)

##### 1.15.1 Requirements for Horses and Ponies for Official Competitive Competitions

Horses and ponies entered for **Official Competitive** competition:

- a) must be registered with the EA and owned by a current financial EA member and must have EA registration papers available on the day of competition
- b) must have a current Dressage Performance Card/Competitor Licence (see 1.15.8)
- c) **up to and including advanced:**
  - must only enter and compete in two consecutive levels per an Event (regardless of number of days)
  - enter and compete in no more than 3 tests in one day – may include a Freestyle or Young Horse competition
- d) **PSG and above:**
  - Enter and compete in no more than 2 FEI level tests per day and no more than 2 consecutive FEI levels per event. May include a Freestyle
- e) please refer to your state in relation to state specific membership requirements

### 1.15.2 Definition of Levels

Level	Tests
Preparatory	4 current EA tests
Preliminary	3 current EA tests
Novice	3 current EA tests
Elementary	3 current EA tests
Medium	3 current EA tests
Advanced	3 current EA tests
Prix St Georges	FEI PSG
Intermediate I	FEI Intermediate I
FEI Medium Tour (Intro GP)	FEI Intermediate A, FEI Intermediate B
Intermediate II	FEI Intermediate II
Grand Prix	FEI Grand Prix FEI GP Special & FEI GP U25 Test

### 1.15.3 Starting Possibilities

Level of National Competition (only 2 consecutive levels permitted) To be read in conjunction with Definitions for Clarification	Level of Freestyle Can Compete In
Preparatory/Preliminary	Nil
Preliminary/Novice	Novice
Novice/Elementary	Novice or Elementary
Elementary/Medium	Elementary or Medium
Medium/Advanced	Medium or Advanced
Advanced/Prix St Georges	Advanced or PSG (FEI YR)
Prix St Georges/Intermediate I	Intermediate
Intermediate I/Medium Tour (refer to Definition of Levels)	Intermediate or EA Medium Tour (not both)
Medium Tour/Intermediate II (refer to Definition of Levels)	EA FEI Medium Tour
Intermediate II/U 25 GP	Grand Prix
Intermediate II, Grand Prix, Grand Prix Special	Grand Prix

**Note:**

- a) FEI Young Rider tests/competition is equivalent to Prix St Georges level
- b) FEI Pony tests/competition is equivalent to Elementary level
- c) FEI Junior tests/competition is equivalent to Medium level
- d) Intermediate Freestyle competition is limited to combinations that have achieved at least 58% in the Prix St Georges or Intermediate 1
- e) Grand Prix Special is limited to the 15 highest-placed combinations in the Grand Prix. Such combinations must have achieved at least 58% in the Grand Prix competition **(60% at FEI Sanctioned events)**
- f) Grand Prix Freestyle is limited to combinations that have achieved at least 58% in the Grand Prix **(60% at FEI Sanctioned events)**
- g) at FEI Sanctioned events the Prix St Georges and/or Intermediate 1 competitions are the qualifying tests for the Intermediate freestyle
- h) at FEI Sanctioned events Grand Prix competition is the qualifying test for the Grand Prix Freestyle



#### 1.15.4 Grading Points for Entries

- a) grading is assessed as at the closing date of entries
- b) where an event is cancelled/postponed
  - if the event can be re-scheduled within 6 weeks of the original date then a horse may compete at the level they were as at the closing date of entries for the original event
  - if the event is rescheduled more than 6 weeks from the original date and the horse in the meantime has been upgraded the horse must compete at its new graded level

#### 1.15.5 Eligibility of Horses and Ponies for Each Level

In Official Competitive competitions the following criteria apply at the closing date of entries:

- a) upgrading points are only accrued at levels ABOVE the current grading e.g. if graded Novice can only gain upgrading points in Elementary and above
- b) once a horse/pony gains 30 upgrading points in higher levels than their current grading they are then graded at the next consecutive level e.g. a horse currently graded Novice, competes Elementary and Medium and gains grading points at both of these levels. When 30 grading points are accumulated whilst competing at these levels (or even higher) the horse is then upgraded to Elementary
- c) horse/pony can only be upgraded one level at a time

Level	Upgrading Points and Percentages Required
Novice	horses/ponies with less than 30 upgrading points gained in Elementary and above
Elementary	horses/ponies with less than 30 upgrading points gained in Medium and above
Medium	horses/ponies with less than 30 upgrading points gained in Advanced and above
Advanced	horses/ponies with less than 30 upgrading points gained in FEI competitions
Prix St Georges and Intermediate I tests run nationally	horses/ponies that have on two occasions achieved 60% or above in Official Advanced competitions. In the event that the competitions are held at the one event, they must be judged by a different panel of judges
FEI YR Tests run nationally	See above
Intermediate II and Intermediate A and B tests run nationally	Horses/ponies must qualify by gaining at least 58% in an Official Intermediate I competition
Intermediate II and Grand Prix, including U25 Grand Prix, run nationally	Horses/ponies that have on two occasions achieved 58% in Intermediate A or B or Intermediate II for entry to EA competitions
FEI sanctioned events in Australia – Intermediate II/GP	Refer to 8.18.3
FEI sanctioned events in Australia – CDI U25	Refer to 8.18.3
FEI sanctioned events in Australia – CDIY, CDIJ and CDIP	Refer to 8.18.3
Combinations wishing to represent Australia overseas at FEI sanctioned events outside of Australia - Refer to 8.18.2	

### 1.15.6 Conditions of Entry for Official Competitions - Horses & Ponies

Refer to the EA General Regulations for horse requirements in Official activities.

Horses and ponies entered for Official Competitive competitions must:

- a) have EA registration papers available on the day of competition
- b) meet state competition license/dressage performance card requirements

### 1.15.7 Heights of Horses & Ponies

- a) horses must exceed 149cm with shoes or 148cm without shoes
- b) ponies entered for Competitive pony competition must comply with the regulations for horses in rule 1.14.2 above with the following exceptions and additions:
- c) ponies must **NOT** exceed 149cm with shoes or 148cm without shoes
- d) the estimated height of the pony is to be included on entry forms

Where a complaint is lodged with the OC about the height of a horse/pony and a valid measurement certificate cannot be produced to verify the height:

- e) the OC may request that the horse/pony be measured within 7 days of the event that gave rise to the complaint and advise the EA accordingly
- f) where a valid height certificate is produced within the timeframe and the certificate proves a non-compliant height for the competition/s entered the OC must advise the SDA
- g) the SDA will determine that a transfer from horse to pony status is required or from pony to horse status and advise the EA State Branch accordingly
- h) all current grading points will transfer with a change in status
- i) a new grading card will be issued
- j) only current measurement certificates issued by the EA, a Hack Council or an RAS will be accepted

### 1.15.8 Age of Horses/Ponies

- a) horses/ponies must be aged 3 years (natural birthday) or over to be eligible for a Dressage Performance Card/Competitor License. **Note:** To be eligible for a Dressage Performance Card/Competition License, the age of the horse is its natural birthday.
- b) horses/ponies must be aged 5 years or over to be eligible to compete in Para Dressage
- c) the calculation of the age of Horses depends on the hemisphere where the Horse was born. The country of birth is used to determine the age of the Horse. If the country of birth is not known, then the following formula is to be used:  

$$A = \text{Age (in Years)}$$

$$C = \text{Current Year}$$

$$B = \text{Year of Birth}$$
- d) horses' ages are assessed from 1 August of the year of birth for horses born in the southern hemisphere, or 1<sup>st</sup> January for horses born in the Northern Hemisphere

In the **southern hemisphere** the age of the horse/pony is calculated as follows as follows:

Dressage		Current Date	
		Before 1 August	After 31 July
Born	Before 1 August	$A = C - B$	$A = C - B + 1$
	After 31 July	$A = C - B - 1$	$A = C - B$

In the **northern hemisphere** the age changes to 1 January and is calculated as follows (standard determination of the age) -  $A = C - B$

#### 1.15.8.1 Ages of horses and ponies for FEI Tests at EA Events and FEI Sanctioned Events in Australia and Internationally:

- horses/ponies of any origin may take part provided they are aged as per the following table

<b>6 years</b> and over	FEI Pony Tests, FEI Junior Tests
-------------------------	----------------------------------

<b>7 years</b> and over	FEI Prix St Georges, FEI Young Rider Tests, FEI Young Rider Freestyle, Intermediate I and Intermediate Freestyle (EA events and FEI Sanctioned Events)
<b>8 years</b> and over	Intermediate A, Intermediate B, Intermediate II, Medium Tour Freestyle, FEI Grand Prix, FEI Grand Prix Special, FEI Grand Prix Freestyle (EA events and FEI Sanctioned Events)
<b>Young Horses</b>	Age for all Young Horses is as at 1 August – regardless of where they were born

### 1.15.9 Riders

Riders may enter **Official** competitions:

- from the start of the calendar year they turn 12 years of age when riding horses
- from the start of the calendar year they turn 10 years of age when riding ponies
- provided they are a Junior or Senior financial member of the EA at appropriate category
- a Junior of the appropriate age may enter and compete in Junior ~~or~~ and Young Rider competitions at the same event, providing they ride a different horse in each competition

### 1.15.10 Bridle Numbers at Events

Bridle numbers are important for identification purposes for all stewards and judges and should be used at all times at an event:

- two numbers are required – one on either side of the horse – attached to each side of the bridle or saddle cloth when competing and clearly readable
- bridle numbers should be worn as above whenever the horse is being ridden/lunged/led/grazed at an event
- riders must ride in front of judges with identification numbers clearly visible
- riders are not required to stop and report to the judge

## 1.16 Upgrading Points

- a Competition License must be held to acquire upgrading points
- a horse must be registered with EA to gain grading points
- horses and ponies are graded on a points system based on percentage gained
- points are accrued when the horse or pony gains 60% or above in Official Competitive competitions from Novice level and above
- points gained at Official competitions outside Australia will also be counted
- when, for any reason, the height of a horse/pony changes and they are required to change from a pony to a horse (or vice versa), the grading and any upgrading points of the horse/pony shall be retained in the new category

### 1.16.1 Awarding of Upgrading Points

- upgrading points are awarded for ALL Official Competitive competitions, including Young Rider competitions, (with the exception of Freestyle, Young Horse and Participation competitions) regardless of any restrictions e.g. age, breed etc
- upgrading points are awarded based on percentage only (not placing)
- upgrading points are only awarded from performances in Official **Competitive** competitions as follows regardless of placing:
  - Between 60% to 61.999% = 1 point
  - Between 62% to 63.999% = 2 points
  - Between 64% to 65.999% = 3 points
  - Between 66% to 67.999% = 4 points
  - Between 68% to 69.999% = 5 points
  - Between 70% to 71.999% = 6 points
  - 72% and over = 7 points

## 1.17 Down-Grading of Horses/Ponies

Applications for down-grading of horses/ponies for any category of competition must be directed to the SDA and the following applies:

- applications for down-grading must be made in writing with supporting documentation
- an application to downgrade a horse/pony must be made or endorsed by the registered owner or lessee
- each request will be considered separately and on its merit
- the decision to down-grade and to what level is entirely at the discretion of the SDA

### **Down-grading**

- e) may occur only once in the duration of a rider's partnership with the horse/pony
- f) may occur more than once in a horse/pony's lifetime but must not occur more than once in a two-year period
- g) will only apply to those graded at least Elementary level and above
- h) must not exceed a maximum of three levels e.g. e.g. Advanced to Novice. Refer to rule 1.15.2 for definition of levels
- i) if the horse is ridden by someone other than the rider for whom the downgrade is requested, it must compete at its previous level and any grading points earned will be awarded in relation to that previous level.

### **1.18 Imported Horses/Ponies – see 1.15.8**

- a) horses born in the Northern Hemisphere must be at least 7 years of age on 1 January to be eligible to enter FEI levels (excluding FEI Pony Tests), and 8 years to enter Grand Prix
- b) horses born in the Southern Hemisphere must be at least 7 years of age on 1 August to be eligible to enter FEI levels (excluding FEI Pony Tests), and 8 years to enter Grand Prix
- c) for the SDA to grade an imported horse/pony, owners of such a horse/pony registered with a foreign NF must:
  - provide to the SDA written evidence of overseas performances
  - to compete at FEI level, if the horse does not have any performances, the horse must complete the requirement as set out in 1.15.5

### **1.19 Conditions of Entry for Participation Competitions**

#### **1.19.1 Riders**

- a) refer to the EA General regulation for EA membership requirements
- b) minimum age for riders on ponies is from the start of the year in which they turn 10 years of age and on horses from the start of the year in which they turn 12 years of age
- c) one rider per horse is permitted at any event
- d) please refer to your state branch in relation to state specific membership requirements

#### **1.19.2 Horses/Ponies**

- a) refer to the EA General Regulations for any Horse Registration requirements
- b) there is no restriction on the height of the horse/pony
- c) if a horse/pony is graded, it may only compete at its graded level or higher, or HC at a lower level

#### **1.19.3 General**

- a) only clubs or organisations affiliated with the EA are eligible to conduct Participation competitions
- b) competitions are conducted under the rules of the EA with some minor exceptions as mentioned in this rule e.g. height, age etc.
- c) Participation activity is limited to a maximum Novice level and includes Para-Equestrian competitions (Refer to 9.4)
- d) Participation competitions do not attract grading points
- e) Participation competitions can be conducted in conjunction with Competitive competitions
- f) affiliated organisations restricting competitions to their members only and using EA tests may only classify such competitions as Restricted events ( See Definitions)
- g) where the same test is offered for more than one membership category (e.g. Competitive and Participation) each entire competition must be judged separately
- h) each category may be conducted consecutively

**1.20 Hors Concours (HC)**

- a) horses/ponies may compete HC at any level
- b) HC entries must be declared in writing prior to the start of the competition
- c) horses/ponies entered HC are not eligible for any prize or prize money
- d) grading points will not be awarded
- e) for Official Competitive competitions all HC entries must carry correct EA registration and comply in every way with the rules governing an Official Competitive competition

**1.21 Declaration**

To ensure smooth running of the schedule, it is obligatory in some events that competitors declare their intention of competing or withdrawing. The details of such requirement must be shown in the schedule.

1.22 Conditions of Entry Table

		OFFICIAL COMPETITIVE COMPETITION		OFFICIAL PARTICIPATION COMPETITION	YOUNG HORSE and PONY COMPETITIONS
		HORSE	PONY		
HORSE or PONY	Size	exceeding 149cm with shoes, 148cm without shoes	not exceeding 149cm with shoes, 148cm without shoes	may be open height or split horses /ponies depending on OC requirements	<b>Horse:</b> exceeding 149cm with shoes, 148cm without shoes <b>Pony:</b> not exceeding 149cm with shoes 148cms without shoes
	EA Registered	Yes	Yes	No	Yes
	Performance Card/ Competition License available from date of 3 <sup>rd</sup> birthday	Yes	Pony Dressage Card <b>AND</b> current measurement cert	No	Yes
	Official Bridle Number	Yes	Yes	No	Yes
	Grading Points	Yes	Yes	No	Official but no grading points
	Min Age of Horse and Birthdates FEI ages as of: <b>1 August</b> - South. Hem. <b>1 January</b> - Nth. Hem.	EA Tests: <b>3</b> FEI Tests: <b>7</b> Grand Prix: <b>8</b>	EA Tests: <b>3</b> FEI Pony Tests: <b>6</b>	As per Competitive	YH: <b>4, 5, or 6</b> on 1 August ONLY
RIDER	Age - Minimum	Start of year turn 12	Start of year turn 10	Same as Competitive	YH: start of year turn 12
	Age - Maximum	Nil	Nil	Same as Competitive	YH: Nil
	EA Membership	Yes	Yes	must be financial with EA (Participation or higher) or with host club	Yes
	Host Club Membership	Not Required	Not Required		Not Required
TESTS	Consecutive Levels Entered	Max 2	Max 2	Max 2	Max 2
	Max EA Tests In One Day (includes Official, Participation, Freestyles)	Max 3	Max 3	Max 3	Max 3
	Max FEI Tests in One Day (including Freestyles)	Max 2	Max 2	Max 2	Max 2

## SECTION 2 DRESS, SADDLERY AND EQUIPMENT

Please check the Equipment page on the EA website for approved/not approved dress and gear – [www.equestrian.org.au/sport/dressage/equipment](http://www.equestrian.org.au/sport/dressage/equipment)

**Compensating Aids** - Please note: all riders who have been classified as Para-Equestrian athletes will be permitted to use compensating aids and equipment which vary from the rules for able-bodied riders. Except for Young Horse Competitions.

Riders with a disability who have an exemption card must carry the card with them at all times and produce the card when requested by Officials.

Riding with non-permitted equipment which is not covered under these rules or on the exemption card will entail elimination.

### 21 Compulsory Dress by Level (see also 2.7 & 2.8)

Incorrect attire will incur a penalty of 2 points from each judge

#### 2.1.1 Preliminary to Elementary Levels

- a) white, off-white, light canary or beige jodhpurs or breeches
- b) short coat – refer to 2.8 for non-permitted colours
- c) riding boots, either long or short, black or brown
- d) riders under 18 years - approved safety helmet in a dark colour
- e) riders 18 years and over riding horses/ponies 7 years or older – approved safety helmet, hunt cap, or bowler hat - dark colours only
- f) riders of horses/ponies under 7 years (as at natural b'day) – approved safety helmet
- g) gloves (white preferred or dark colour)
- h) tie, stock white, off white or same colour as coat, or pale colour, colour trim is permitted or ratcatcher refer to 2.7 for more information
- i) shirts refer to 2.7 for more information

Optional as defined below

- spurs, whip, gaiters, monkey grip
- military personnel, police etc. may wear service dress

#### 2.1.2 Medium Level

- a) white, off-white, light canary or beige jodhpurs or breeches
- b) short coat – refer to 2.8 for non-permitted colours
- c) riding boots, either long or short, black or brown
- d) riders under 18 years - approved safety helmet in a dark colour
- e) riders 18 years and over riding horses/ponies 7 years or older – approved safety helmet, hunt cap, or bowler hat – dark colours only
- f) riders of horses/ponies under 7 years (as at natural b'day) – approved safety helmet
- g) gloves (white preferred, or dark colour),
- h) tie, stock white, off white or same colour as coat, or pale colour, colour trim is permitted or ratcatcher refer to 2.7 for more information
- i) shirts refer to 2.7 for more information

Optional as defined below

- whip, gaiters, monkey grip, spurs
- top hat providing a double bridle is worn
- military personnel, police etc. may wear service dress

### 2.1.3 Advanced Level

- a) white or off-white breeches
- b) black or dark blue tail coat, or short coat – refer to 2.8 for non-permitted colours
- c) long black or brown riding boots or same colour as the coat permitted (hunting top permitted), short boots permitted for riders under 18 – black or brown only
- d) riders 18 years and over riding horses/ponies 7 years or older– approved safety helmet, top hat, bowler hat or hunt cap in a dark colour
- e) riders under 18 years - approved safety helmet - dark colours only
- f) riders of horses/ponies under 7 years (as at natural b'day) – approved safety helmet
- g) gloves (white preferred, or dark colour)
- h) tie, stock white, off white or same colour as coat or pale colour, colour trim is permitted or ratcatcher refer to 2.7 for more information
- i) shirts refer to 2.7 for more information

Optional as defined below

- whip, monkey grip, spurs
- military personnel, police etc. may wear service dress

### 2.1.4 Prix St Georges to Grand Prix Levels

- a) breeches - white or off-white
- b) tail coat – black, dark blue or other colour within the international HSV colour scale. Contrast
- c) colouring and piping is permitted. Contrast stripes are not permitted
- d) hacking tail coat/cutaway tail/mini tails – are not permitted
- e) long boots – black or same colour as coat
- f) riders 18 years and over – approved safety helmet – dark colour only, top hat black or same colour as coat
- g) riders under 18 years - approved safety helmet – dark colour only.
- h) stock or tie – white or off white or same colour as coat, or pale colour, colour trim is permitted, if coat is navy then stock may be a shade of blue
- i) gloves - (white preferred, or dark colour)
- j) shirts refer to 2.7 for more information

Optional as defined below

- military personnel, police etc. may wear service dress
- spurs - only permitted as per rule 2.5
- whip, monkey grip

## 2.2 Headgear

Competing riders must wear headgear applicable to their level of competition. Grooms, when mounted on a horse, must wear an approved safety helmet with the retaining harness secured and fastened.

Approved safety helmets are to be worn at all times with the retaining harness secured and fastened when training/practicing at an event. Whenever a safety helmet is worn whilst competing the retaining harness must be secured and fastened. Failure to have the harness fastened will entail elimination.

Current accepted safety helmet standards are:

- a) AS/NZS 3838 (Current Australian Standard)
- b) VG1 (interim European Standard)
- c) EN 1384 (Outgoing European Standard) during 2016 only – not permitted from 2017
- d) ASTM F1163 (Current US Standard)

Riders under 18 years of age and riders of horses/ponies under 7 years old (age as at natural birthday) MUST wear an approved safety helmet with the retaining harness secured and fastened in ALL EA competitions, regardless of the level or venue. Where riders under 22 years of age compete at an FEI- sanctioned event, FEI rules for dress and saddlery will apply [www.fei.org](http://www.fei.org) unless otherwise specified by the OC or venue management.

Riders 18 years and older and who are riding horses/ponies that are seven (7) years and older (age as at natural birthday) may wear a top hat/bowler/hunt cap instead of an approved safety helmet. However, this exception is limited to the actual Competition and the warm-up directly



prior to the Competition (with no break before the Competition), which includes riding between the stable and the designated warm-up area, riding of the competing horse in the designated warm-up area, and riding back to the stable. It is however recommended that riders falling under the above nonetheless wear an approved safety helmet at all times for their own safety. Refer to Definitions under Preamble at the front of the Rule Book for the definition of the warm-up area.

All headgear should be secured when competing. However, if a rider's hat comes off during the test the C judge must stop the test so the rider can retrieve and replace the hat. The rider can have outside assistance to retrieve the hat. Once the hat has been replaced the test and judging recommences from where it was stopped.

### 2.3 Footwear

- a) unsafe boots will entail elimination
- b) whilst mounted, all riders must wear riding boots as specified below with smooth or almost smooth soles and heels
- c) heavily indented treads are not permitted for safety and risk management reasons
- d) the exposed side of long boots must be smooth
- e) all boots must be a single colour with the exception of top boots with a hunting top
- f) any decoration of top boots is permitted only on the top edge of boots

Boots (with smooth or almost smooth soles)	Prelim - Med	Adv	FEI
Short boots (black or brown only) – under 18 years	✓	✓	X
Short boots (black or brown only) – 18 years and over	✓	X	X
Short boots with matching coloured gaiters	✓	✓	X
Short boots with matching coloured gaiters with black or brown hunting tops	✓	✓	X
Long brown boots	✓	✓	X
Long boots with hunting tops	✓	✓	X
Long black boots (Top Boots)	✓	✓	✓
Long riding boots same colour as the coat	✓	✓	✓

### 2.4 Gaiters/Chapettes

- a) gaiters may be worn up to and including Advanced when informal dress is worn (refer to table at 2.19)
- b) gaiters may only be worn with short boots with heels
- c) the exposed side of the gaiter must be full grain leather
- d) the gaiters must match the colour of the boots which must be black or brown
- e) gaiters may have hunting tops which must be brown or black
- f) suede on the exposed side is not permitted

### 2.5 Spurs

- a) spurs, if worn, must be identical on both sides – they must be a pair
- b) non-compliance or incorrect spurs will entail elimination
- c) spurs may be worn by competitors at all levels
- d) spurs must be made of metal or hard plastic
- e) a curved or straight shank must point directly back from the centre of the spur when on the rider's boot; rowels also must point directly back from the centre of the spur
- f) the **tip** of the shank must not point up or point inwards
- g) the arms of the spur must be smooth
- h) if rowels are used, they must be blunt/smooth and free to rotate. Daisy rowels are permitted
- i) rowels must be in a vertical plane
- j) rowels in a horizontal plane are not permitted. Soft touch spurs with a rolling ball on either plane are permitted.

- k) pony riders, (regardless of age), may only wear spurs that are no longer than 4.0cm. The length of the spur is measured from the boot to the tip of the spur
- l) there is no maximum length of spurs for riders of horses
- m) metal spurs with hard plastic knobs are permitted
- n) dummy spurs with no shank are permitted
- o) Impuls spurs are permitted
- p) soft touch spurs with a rolling ball on either plane are permitted.

For further information regarding spurs, please see the legal/illegal equipment page on the Equestrian Australia website: Dressage/Rules Equipment

## 2.6 Whips

- a) riders of horses may carry a whip up to 1.20m (120cm)
- b) riders of ponies may carry a whip up to 1.00m (100cm)
- c) the tassel is included when measuring a whip
- d) for any horse/pony, one whip as specified above, may be carried and used:
  - in the exercise and warm-up areas
  - in all tests up to and including Advanced level at all events including championships
  - in FEI level tests at all national events in Australia **except:**
    - all State and Australian Championships (including Young Rider and 5 and 6-year-old Young Horse)
    - National Young Rider and Pony Championships
    - FEI-sanctioned events (CDIs)
    - International events or special qualifying competitions for World Championships and Olympic Games
  - by a rider anywhere on the ground when riding or leading a horse/pony
  - by other parties, providing that it is not used in connection with training a horse/pony
- e) a lunging whip is permitted when lunging a horse

In FEI competitions at **National and any State Championships:**

- entering the dressage arena with a whip – a penalty of 2 points will be deducted from each judge (this is not an error of course)
- carrying a whip in a test for more than 3 movements will entail elimination

## 2.7 Shirts and Neck Wear

- a) the shirt should be light or pale coloured and tucked in when a coat is not worn
- b) the collar must be either a rat catcher or business style collar – if the latter then a tie must be worn
- c) the shirt may be long sleeved, short sleeved, capped sleeve or sleeveless – see diagrams
- d) a waistcoat may also be worn
- e) stocks should be white, off white or same colour as coat, or pale colour, piping trim is permitted

NB: the following illustrations are only to be referenced in relation to the sleeves, not the actual necklines



## 2.8 Coats

- a) from Preliminary to Advanced (Informal), a coat must be short, may be double breasted and must be cut straight across the back. Cutaway coats/mini tails are permitted providing they are cut straight across the back
- b) for Advanced (Formal) and all FEI levels, a tail coat is required
- c) the colour of the coat should be in the darkish colours range- e.g. blue, green, black, grey, brown
- d) tweed short coats are acceptable
- e) bright colours such as red, orange, pink, yellow, lime green, purple and wide contrast stripes and multi- coloured coats are not permitted
- f) accents, such as piping and matching colour sections on collars and/or pocket flaps of a different colour to the coat colour are permitted
- g) wearing a coat is optional in hot weather conditions
- h) waistcoats are permitted at all times with coats or when coats are not worn in hot weather

## 2.9 Pocket Badges

Pocket badges are only issued to riders for specific occasions. On most occasions only one pocket badge should be worn at competitions. A rider may have a second badge when riding as a representative. Once a rider has represented Australia at World Championships or Olympic Games they may wear the Australian Flag pocket badge at all times.

The information about dimensions can be found in the EA General Regulations – Article 135

## 2.10 Saddle and Saddlecloths

- a) a fully-mounted Dressage type (including all-purpose) saddle (black or brown only) of traditional or treeless construction is compulsory, and may be used with or without a saddlecloth
- b) saddles that do not meet the above criteria will entail elimination, this includes western saddles
- c) a crupper may be worn by ponies
- d) saddle cloths may be square or shaped. Colour is optional, but white is preferred
- e) refer to the EA General Regulations for information on Flags and sponsor logos

### 2.10.1 Stirrups

- a) safety stirrups and enhancements, including toe stoppers, in stirrups are permitted
- b) lock in stirrups, stirrup tie downs and magnetised stirrups are not permitted

## 2.11 Bridles, Nosebands and Bits

- a) padding is permitted under bridles but any padding used must be discreet and applied to the underside of the bridle only
- b) bridles must be black or brown
- c) reins must be black or brown; they can be made of leather, cotton, synthetic or a mix of these materials. There must be no elastic inserts, loops or otherwise along the length of the rein

### 2.11.1.1 Snaffle Bridle

A snaffle bridle is an English-type bridle with a single snaffle-type bit and one set of reins. A snaffle bridle is compulsory in all tests up to and including Elementary level. A snaffle bridle is optional at Medium level. One eared bridles are not permitted under penalty of elimination.

### 2.11.1.2 Nosebands and Curb Chains

A noseband is compulsory and the wearing of two nosebands at an event is not permitted and will entail elimination

The wearing of non-approved nosebands will entail elimination

Nosebands are illustrated at the end of this section. It is compulsory to have one (only) of the following nosebands on a snaffle bridle:

- a) dropped noseband (Illustration 1)
- b) cavesson noseband (Illustration 2)
- c) flash (or Hanoverian) noseband (Illustration 3)
- d) crossed (Grackle or Mexican noseband (Illustration 4)

Nosebands and curb chains may never be so tightly fixed as to harm the horse. Officials should not loosen the noseband, but request the rider to do so. If the rider refuses and the Official thinks the noseband is still too tight, the Ground Jury should be approached to make a ruling. Padding under the noseband is permitted as long as it is securely attached.

#### **2.11.1.3 Bits**

The use of non approved bit/s or incorrect thickness of bit/s will entail elimination Only snaffle bits having the following features are approved for use in Dressage.

- a) snaffle bits shall be composed of metal or rigid plastic and may be covered with rubber or latex as per manufactured state
- b) bits made solely of rubber (fully flexible) or rubber and chain, are not permitted
- c) the diameter of the mouthpiece is measured adjacent to the rings or the cheeks of the mouthpiece
- d) forward curved bits are permitted but not with hanging cheeks and must have a joint (centrepiece must move) and can have fixed or loose rings
- e) hanging cheeks (Baucher-type) are permitted but only when combined with a mouthpiece with a joint
- f) the minimum diameter of the mouthpiece is 10mm and for Young Horse competitions the minimum diameter of the mouthpiece is 14mm
- g) snaffles used for ponies must have a minimum diameter of 10mm
- h) mouthpieces may be the same thickness or tapered towards the centre or central joints
- i) there shall not be more than two joints in the mouthpiece
- j) double-jointed mouthpieces may have one 'roller', or rotating middle piece, in the centre section. Multiple 'rollers' are not permitted
- k) all parts coming into the horse's mouth shall be rounded, smooth and not ridged, sharp or corrugated

Keeping within the definition above, some of the types of bits permitted are described and illustrated at the end of this section.

Also permitted but not illustrated:

- l) half-moon — port-mouth — curved.
- m) rubber or synthetic bits covering metal (but not chain) – both jointed and unjointed
- n) sweet iron bit

#### **2.11.2 Double Bridle**

- a) a double bridle is an English-type bridle with a bridoon (snaffle) bit and a curb bit and curb chain (metal or leather or a combination), both fitted with a set of reins. A pelham bit is not permissible in any dressage test. The upper cheek must not be longer than the lower cheek.
- b) a double bridle is compulsory for Advanced and FEI level competitions under penalty of elimination. Optional for Medium competitions.
- c) if metal bits are used, all parts of the bit coming into the horse's mouth must be of metal (not necessarily the same metal)

##### **2.11.2.1 Bridoon**

- a) must be made of metal or rigid plastic and may be covered with rubber/latex (manufactured state)
- b) bits made only of rubber or rubber and chain not permitted.
- c) the minimum diameter of the mouthpiece is 10mm
- d) double-jointed mouthpieces may have one 'roller', or rotating middle piece, in the centre section. Multiple 'rollers' are not permitted
- e) wrapping of bit with any kind of material is not permitted
- f) flexible rubber bits are not permitted
- g) the diameter of the mouthpiece must be such so as not to hurt the horse minimum is stated above.

### **2.11.2.2 Curb**

The curb bit must be of a type as detailed in the illustrations at the end of this section. The limits of the dimensions of the curb bits allowable are as follows:

- a) the curb must be made of metal or rigid plastic and may be covered with rubber (manufactured state)
- b) bits made only of rubber or rubber and chain not permitted
- c) the upper cheek must not be longer than the lower cheek
- d) curb 'chain' can be made of metal, leather or a combination. Cover for curb 'chain' can be made of leather, rubber or sheep skin. Curb chain hooks may be fixed
- e) the curb chain must be correctly fitted (must lie flat against the horse's chin)
- f) the minimum diameter of the mouthpiece is 12mm
- g) the lever arm of the curb bit is limited to 10cm (length below the mouth piece)
- h) if the curb has a sliding mouthpiece, the lever arm of the curb bit below the mouth piece should not measure more than 10cm when the mouth piece is at the uppermost position

### **2.11.2.3 Noseband**

Only a cavesson noseband shall be used with a double bridle under penalty of elimination

### **2.11.2.4 Optional Items (not compulsory)**

- lip strap (Illustration 12)
- leather cover for curb chain (Illustration 13)
- rubber cover for curb chain (Illustration 14)

**2.12 Equipment Permitted /Not Permitted in Competition, Warm-up Areas/Event/Venue**

Details of Equipment	Permitted in Competition	Permitted in Warm-up & exercise areas but NOT past Gear Steward and NOT in competition	NOT permitted at an Event/venue
		The wearing of any of the following at an event will entail elimination	
Any equipment which the Ground Jury, TD or Chief Steward may determine is against the intent and general principles of Dressage			X
Balancing reins e.g. chambon, deGogue			X
Bearing reins e.g. chambon, deGogue			X
Bit guards - leather/rubber circular gadgets that stop the bit pulling through			X
Blinkers – any form			X
Boots, bell boots and bandages		-2 from each judge if worn in the space around the arena -2 from each judge if worn in the arena	
Boots which are affixed to the hoof and non-removable i.e. Glu-Shu			X
Breast plates	Up to & incl Medium with a snaffle bridle		
Crystal mane bands			X
Double Bridle	Med & above	All levels	
Ear plugs	Permitted in presentations only		
False tail/tail extensions - no metal or added extra weight – penalty elimination FEI sanctioned events refer to FEI rules Art 428.4	All levels – no metal or added extra weight or elimination		
Foregirths	All levels		
Grass reins e.g. chambon, deGogue			X
Headphones or similar devices		X	
Mane and/or tail - Any decoration of the horse with items such as ribbons or flowers in the tail or crystal mane bands etc is strictly forbidden, apart from red ribbon in the tail to indicate a horse that kicks			X
Monkey grip	All levels		
Nasal strips			X
Neck straps	All levels for safety purposes only		
Nose nets – refer to rule 2.15 & 2.21 for exceptions			X
Removable Over-boots (e.g. Easy Boot/Mac Boot/Hoof Boot, Scoot Boot)		X	
Running Martingales		with a snaffle bridle	

Running reins e.g. chambon, deGogue			X
Saddle covers (e.g. sheepskin or rain covers etc)		X	
Stirrups – lock in, tie downs, magnetised			X
Tongue ties			X
Whip – 1 only – Horses 1.2m, Ponies 1m Refer to rule 2.6 for exceptions	All levels subject to conditions of the event	-2 if carried circling arena in events where not permitted.  -2 if carried in the arena.	

### 2.13 Lunging

Wherever possible a designated area should be set aside for lunging

Non-compliance will entail elimination

- a) lunging cavessons are permitted
- b) only one lunge rein may be used (no Long reining)
- c) snaffles with a cavesson or a normal dropped noseband, Mexican noseband or a Flash noseband, running martingales (with snaffle only), boots and bandages are permitted
- d) double bridles are not permitted
- e) one or two direct side reins or double sliding side reins (triangle, dreick zugel) (the latter solely when lunging only with one lunge line) are permitted
- f) the lunging of a rider mounted in the saddle is not permitted anywhere at the event
- g) fly hoods are permitted

### 2.14 Ear Hoods

Ear hoods are permitted to be worn under the following conditions:

- a) the ear hood must not cover the horse's eyes
- b) the ear hood may be made of material which provides for sound reduction
- c) no materials may be used to plug the horses ears
- d) the OC/TD/Gear Steward will, after completion of the test, request the removal of any ear hood to verify that no additional insulation from manufactured state has been inserted in the ear hood and that ear plugs have not been inserted

### 2.15 Nose Nets

Nose nets are only permitted to be used in competitions and warm-up on written approval by the ADC. Permission will be given on a case by case basis.

- a) applications, with a supporting letter from a veterinarian, are to be sent to the ADC
- b) registration details and name of the horse must appear in the application and also the veterinary certificate
- c) if approved, the rider of the horse with the nose net must send in a copy of the approval letter from the ADC with entries
- d) a copy of the approval letter will be sent to the relevant SDA for their records
- e) the rider must also produce a copy of the approval letter from ADC on request to a gear checker, steward or judge at the event
- f) it is also recommended that OCs place a copy on the judges' sheets and advise all stewards
- g) the nose net must be made of transparent material as per the example at 2.23
- h) the nose net must not cover the mouth or bit

### 2.16 Other Equipment

#### 2.16.1 Over Boots/Hoof boots

- a) it is not mandatory for horses to be shod
- b) removable over boots/hoof boots are permitted in the warm-up area but NOT permitted past Gear Check or into the competition surround or arena
- c) glued on shoes cannot cover any more of the hoof than does a nailed shoe. The bulbs of the heel and full circumference of coronary band must be clearly visible

## 2.17 Protective Coverings

- a) boots & or bandages are permitted in warm-up but are not permitted in the competition arena. Penalties are outlined in 2.12
- b) any form of protective skin covering on the horse such as plaster/tape/belly band covering or towel, whether the skin is broken or not is strictly forbidden at an event and will entail elimination. Refer to 1.14.1

## 2.18 Exemption Cards – Riders with a Disability

In order that riders with a disability may compete on equal terms, an Exemption scheme has been established by EA.

The scheme provides for exemption to EA Dressage Rules for riders who:

- Are members of Equestrian Australia
- Have an identified diagnosed disability supported by medical documentation but who are not eligible for Para-Equestrian classification or
- Would be eligible for Para-Equestrian classification but do not wish to be classified for PE competition

Application for Exemption forms are available from EA at

<http://www.equestrian.org.au/sites/default/files/Exemption%20Application%20Form.pdf>

Once received each application will be considered by the EA Exemption Committee comprising:

- An accredited EA Para-Equestrian Classifier
- An “A” Level Dressage judge with a knowledge of judging riders with a disability
- An EA qualified coach with experience with riders with a disability

Upon approval by the Committee the rider will be issued with an EA Exemption Card for use in Dressage Competitions run under EA National Rules only.

The Exemption Card will list the exemptions/special equipment allowed and a “Valid to” date to a maximum of four years. A copy of the Exemption Card must be provided to the OC at the time of entry and should be carried by the rider throughout the Competition.

Para-Equestrian riders please refer to Section 9 for further information.



## 2.19 Gear Steward's Check List

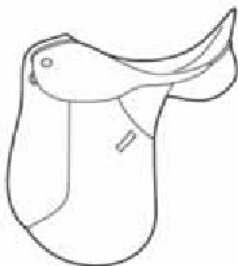
Please check the Equipment page on the EA website for approved/not approved dress and gear – [www.equestrian.org.au/sport/dressage](http://www.equestrian.org.au/sport/dressage)

Please Read Carefully		Preliminary to Elementary	Medium	Advanced		FEI tests at EA events*
				Informal Dress e.g. short coat	Formal Dress e.g. tail coat	
<b>Headgear Training/Practice</b>	Approved safety helmet	<b>compulsory</b>	<b>compulsory</b>	<b>compulsory</b>		<b>compulsory</b>
	Approved safety helmet - under 18	<b>compulsory</b>	<b>compulsory</b>	<b>compulsory</b>		<b>compulsory</b>
<b>Headgear Final warm-up and Competition</b>	Approved safety helmet - all riders riding horse or pony under 7 years of age	<b>compulsory</b>	<b>compulsory</b>	<b>compulsory</b>		
	Approved safety helmet 18 and over and riders of horses/ponies over 7 years old	optional	optional	optional	optional	optional
	Bowler or Hunt cap 18 & over	✓	x	✓	x	x
	Top Hat 18 & over	x	only with double bridle	✓	✓	✓
<b>Coat Refer to 2.1 &amp; 2.8</b>	General	To be in darkish colour range – blue, green, black, grey, brown. Tweed coats permitted. Bright colours such as pink, red, orange, yellow, lime green, purple & wide contrast stripes & multi coloured coats not permitted				
	Short Coat	✓	✓	✓	x	x
	Tail coat – black, dark blue or other colour as per 2.1.4. Contrast stripes not permitted	x	x	x	✓	✓
	Cutaway coat/mini tails are permitted providing they are cut straight across the back.	✓	✓	✓	X	X
<b>Jodhpurs or Breeches</b>	Jodhpurs	✓	✓	✓	x	x
	Breeches	✓	✓	✓	✓	✓
		white, off white, beige or light canary			white or off white	
<b>Shirt</b>	Shirt refer to 2.7	Light or pale colour & tucked in when not wearing a coat. Can be long sleeved, short sleeved, capped sleeve or sleeveless. Collar can be rat catcher or business style – if latter tie must be worn.				
<b>Tie, Stock or Ratcatcher</b>	Tie	✓	✓	✓	✓	✓
	Stock	White, off white or same colour as coat or pale colour. Piping trim is permitted				
	Ratcatcher	☐	☐	☐	x	x
<b>Waistcoat</b>		✓	✓	✓	✓	✓
<b>Gloves</b>	Compulsory at all levels – white preferred for all levels or a dark colour					
<b>Boots</b>	Short – black/brown	✓	✓	Optional under 18	x	x
	Top boots	black/brown or same colour as coat	black/brown or same colour as coat	black /brown or same colour as coat (hunting tops permitted)		Black or same colour as coat

Please Read Carefully		Preliminary to Elementary	Medium	Advanced		FEI tests at EA events*
				Informal Dress e.g. short coat	Formal Dress e.g. tail coat	
<b>Gaiters</b>	Black/brown to match boots	✓	✓	✓	x	x
		Exposed side must be full grain leather				
<b>Spurs</b>	Must be smooth metal. Shank must point directly back from centre of spur when on the boot.  Must be a pair.  <b>Tip</b> of shank must not point up or inward. Soft touch spurs with rolling ball on either vertical or horizontal plane permitted (not permitted in CDIs)	Optional	Optional	Optional		
		Rowels must be blunt/smooth and rotate freely. Daisy rowels permitted. Metal spurs with plastic knobs, 'swan-neck' spurs and dummy spurs (no shank) permitted  <b>Pony riders</b> , regardless of age, may only wear spurs no longer than 4cm. Length of the spur is measured from the boot to the tip of the spur.				
<b>Whip</b>	Not in FEI level competitions at AUS/State Champs, YR, Pony Champs or FEI sanctioned events – CDIs	✓	✓	✓	✓	✓
	whip must not exceed 1m for ponies and 1.2m for horses in its entirety (incl tassel)					
<b>Saddle</b>	Dressage type (including all-purpose), must be fully-mounted, can be used with or without a saddlecloth					
<b>Monkey Grip</b>		✓	✓	✓	✓	✓
<b>Bridle Numbers</b>	One on each side of the bridle or saddle cloth is required and must be clearly visible. Should be worn whenever the horse is out of the stable incl leading, grazing, under saddle at any time.					
<b>Bridle Black or Brown only</b>	Padding is permitted under bridles and must be discreet and applied to the underside of the bridle only					
	Snaffle	✓	optional	x	x	x
	Bit and Bridoon (Double)	X	optional	Compulsory		
<b>Nosebands</b>  <b>Black or Brown only</b>	Cavesson	one (only) compulsory with snaffle	compulsory with double	Compulsory		
	Dropped		one (only) compulsory with snaffle	x	x	x
	Flash		x	x	x	
	Crossed (not for YH)		x	x	x	
<b>False Tails</b>	Permitted, but must not contain any metal parts or added extra weight	✓	✓	✓	✓	FEI permission for CDIs
<b>Additional Gear</b>	Breastplate (with snaffle only)	✓	snaffle only	x	x	x
	Foregirth	✓	✓	✓	✓	✓
	Crupper	Permitted only for Ponies (but not in YH)				
	Running martingale, bandages, brushing boots, over-boots, double bridle for test not requiring same, saddle covers, headphones	Warm-Up Area Only				
	Side reins and lunge cavesson	Lunging Only				

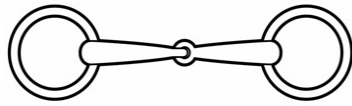
	Blinkers, ear plugs, nasal strips, bearing/running/balancing reins, cheekers /bit guards, chambon/deGogue	Not Permitted At All anywhere with the exception that ear plugs may be worn during prize giving.				
	Fly Hoods	Permitted to be worn. If worn the rider must return to Gear Check after their test and the rider <b>must</b> remove the fly hood for checking				
	Nose Nets – Refer to 2.15 for details	Only permitted with ADC approval and evidence to be produced at gear check				
<b>Sponsors Pocket Badges</b> Refer to EA General Regs Article 135	Max 80 <sup>2</sup> cm – one only breast height	✓	✓	✓	✓	✓
<b>Sponsors Saddle Cloth Badges</b> Refer to EA General Regs Article 135	Max 200 <sup>2</sup> cm on each side	✓	✓	✓	✓	✓
<b>Bits</b> Refer to Section 2 for descriptions and illustrations						

\* For FEI Events (CDI3\*, CDI-W, CDI-Y, CDI-P etc.), dress and saddlery will be as per FEI rules [www.fei.org](http://www.fei.org)




**Example of permitted dressage saddle**

**2.20 Permitted Bits**




1. Loose-ring snaffle



2a

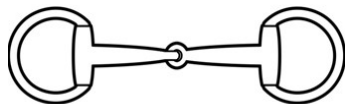


2b

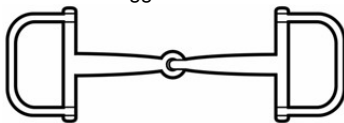


2c

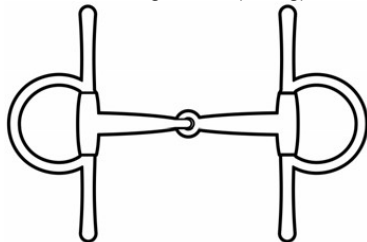
2. a,b,c. Snaffle with jointed mouthpiece where middle piece must be rounded. Egg butt sides also permitted.



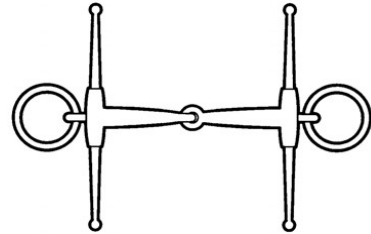
3. Egg-butt snaffle



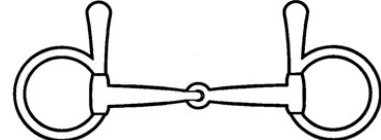
4. Racing snaffle (D-ring)




5. Egg-butt snaffle with cheeks (fulmer)



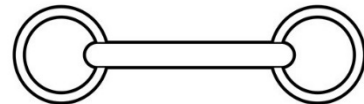
6. Loose-ring snaffle with cheeks (keepers permitted)



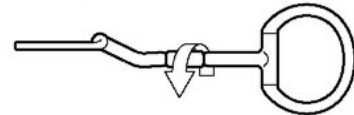
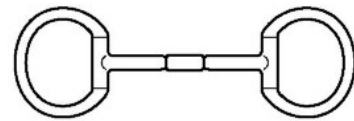
7. Snaffle with upper cheeks only




8. Hanging-cheek snaffle



9. Straight bar snaffle. Permitted also with mullen mouth and with eggbutt rings



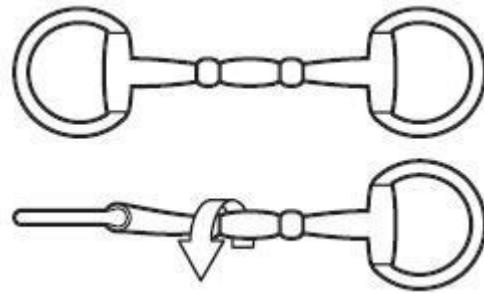
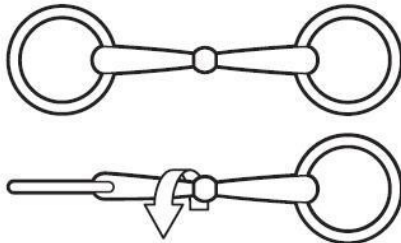
10. Snaffle with rotating mouthpiece




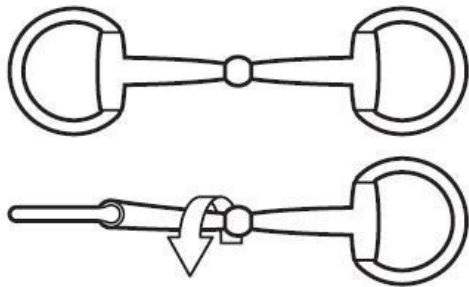
11. Snaffle with rotating middle piece

**Rotary Bits – Single Jointed**

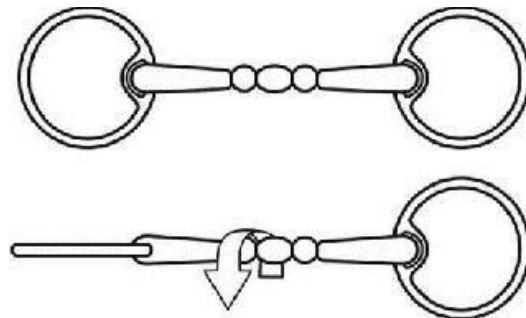
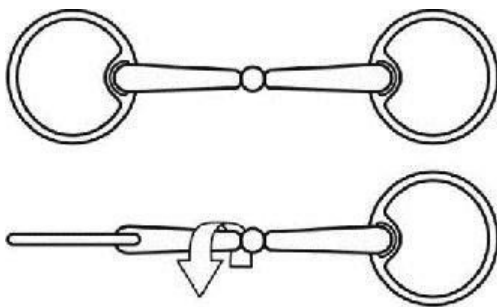
**Rotary Bits – Double Jointed**



12. Rotary bit with rotating middle piece




12. Rotary bit with rotating middle piece

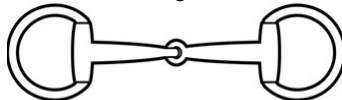


13 Rotary bit with rotating middle piece and looped rings


**Various Double Bridle Bits - Bridoons**




1. Loose-ring bridoon bit



3. Egg-butt bridoon bit




4. Bridoon bit with hanging cheeks



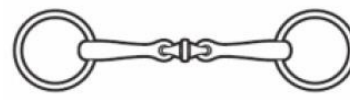
2a



2b



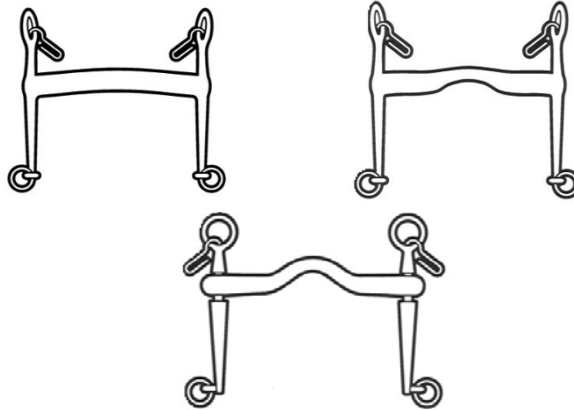
2c



2d

2. a,b,c. Bridoon bit with jointed mouthpiece where the middle piece should be rounded  
2d. Bridoon bit with rotating middle piece

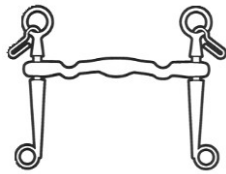
**Curbs** (curb chain hooks may be fixed)



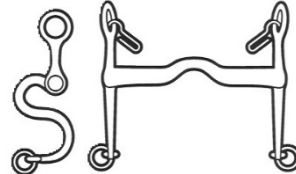
5. Half-moon curb bit

6.+7. Curb bit with straight cheeks and port


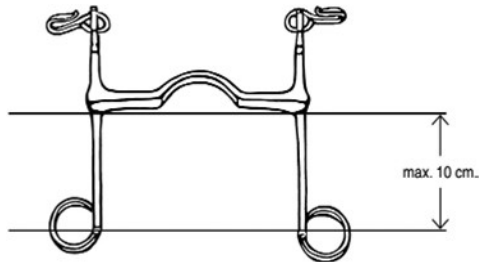
8. Curb bit with port and sliding mouthpiece (Weymouth). A curb bit with rotating lever arm also permitted



9. Variation of bits no. 6, 7 and 8




10. Curb bit with S-curved cheeks



12. Lip strap



13. Leather cover for curb chain

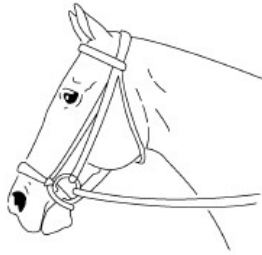


14. Rubber or sheep skin cover for curb chain.




15. Curb chain (metal, leather or combination) – refer to 2.11.2


**2.21 Permitted Nosebands**




1: Dropped noseband




2: Cavesson noseband



3: Flash noseband (Hanoverian)



4: Crossed noseband (Grackle or Mexican)

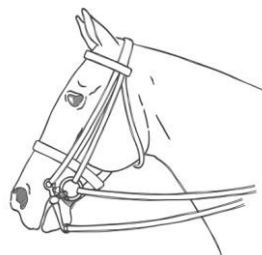


5. Combined noseband – no throat lash

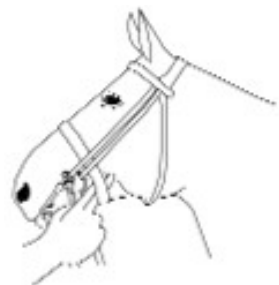


6. Micklem bridle


1, 3, 4, 5 or 6 are not permitted when a double bridle is used.



Double bridle with cavesson noseband, bridoon bit and curb with curb chain.



**2.22 Lunging Gear**



**2.23 Nose Net – refer to 2.15**





## SECTION 3 DRESSAGE EVENTS

### 3.1 Approval of Official Events – any Competitive and/or Participation Dressage Event

Application for permission to hold an Official dressage event or competition must be made in writing to the EA State Branch or SDA.

### 3.2 Competitions

- a) only the current official EA tests may be used
- b) only current NOAS accredited judges are eligible to officiate at Competitive and Participation competitions
- c) a maximum of 35 horses per competition
- d) where an OC wishes to use a foreign judge who is a National judge in their own country but not an FEI accredited judge, the OC must provide details in writing and seek the approval of the ADJC

### 3.3 Liability

The following disclaimer must be printed on entry forms, schedules and programs:

'Neither the Organising Committee of any competition to which these rules apply nor the EA accepts any liability for any accident, damage, injury or illness to horses, owners, riders, grounds, spectators or any other person or property whatsoever.'

### 3.4 Timing of the Draw

- a) it is strongly recommended to allow 60 to 90 minutes between tests for the same horse, and at least 90 minutes at the FEI levels which are more strenuous tests
- b) where a rider has more than one horse in a competition, 90 minutes should be timetabled between rides to allow rider to go from one horse to the other - riders can opt for less

### 3.5 Conducting Same Test for Different Categories

- a) where the same test is offered for more than one category e.g. Competitive and Participation competitions, or horse and pony, each entire competition must be judged separately
- b) each category may be conducted consecutively

### 3.6 Arena Requirements

Arenas should be set out to the dimensions shown in the diagram in 12.14.

The arena(s):

- a) should be level and separated from the public (including photographers and video operators) by a distance all round of 15 metres if possible but at least 10 metres
- b) must consist of a low continuous fence about 0.3 metres high
- c) are to be placed at least 10 metres apart, preferably 15 metres if room permits
- d) should be positioned where judges are not facing the sun
- e) the letters placed around the arena should be clearly visible and be placed about 0.5 metres outside the arena fence

**Not permitted** in the construction of an arena:

- f) driven-in stakes
- g) unbreakable rope
- h) unbreakable chain
- i) unbreakable tape
- j) line marking or rope on the ground
- k) thin poles on the ground e.g. jumping rails

**The centre line:**

- l) must have the letter A placed in line (not offset) with C at least 10 metres (preferably 15 metres) back from the arena to allow horses a straight track to enter the arena

### **3.7 Entering the Arena (See Annex C Arena Familiarisation)**

- a) for competitions where it is not practical or safe to ride around the outside of the arena prior to entering the arena, the rider is permitted to enter the arena as soon as the previous rider has exited and before the bell is sounded. After the bell has sounded the rider starts the test from within the arena
- b) under special circumstances and conditions, the OC may also permit riders to ride within an outdoor arena
- c) for outdoor competitions if the area surrounding the competition arena is unsuitable for riding on, then the Chief Judge in consultation with the OC, will make a decision as to whether it is permitted for that competition to allow the competitors to enter the arena and complete one lap each way prior to commencing their test. Such decision **MUST** be announced at least 30 minutes prior to the commencement of the competition. Once the bell has been rung the competitor is required to come down the centre line at A (via the shortest route) and judging commences once on the centre line
- d) riding with the reins in both hands is compulsory in all Dressage competitions. The exceptions to this rule are:
  - leaving the arena after the final salute
  - during a Freestyle test as part of the degree of difficulty
- e) after bell has sounded, the competitor must enter the arena at A as soon as possible
- f) failure to enter the arena within 45 seconds of the bell being sounded will entail a penalty of 2 points per judge
- g) entering the arena at A before the starting signal has been given may entail a penalty of 2 points per judge
- h) judging commences with the entry at A
- i) judging is not influenced by any actions of the competitor prior to their entrance at A
- j) at the salute competitors must take the reins in one hand. Men should, whenever possible, remove their hats when saluting. Failure to salute at the entry halt or final halt will entail a 2 point penalty from each judge
- k) a whip may be held in either hand at the salute
- l) judging ceases when the horse moves forward from the final salute
- m) after the final salute the competitor should leave the arena in walk on a long rein at A
- n) the competitor must be mounted on leaving the arena at A
- o) if the entry at A is open for the first horse of a competition then it must remain open for the rest of the competition

### **3.8 Dismounting/Fall**

- a) riders must be mounted on entering and leaving the arena on penalty of elimination
- b) if, after entering the arena, a rider dismounts without a reason acceptable to the judge, no marks will be given to the movement. A dropped whip, hat, spectacles etc. may be handed to a rider. However, in the case of a dropped whip it is preferable this is done at the end of the test when the rider has left the arena
- c) any fall of the horse and/or rider between the entry at A and the end of the test at the final salute, will entail elimination from that competition
- d) if there is a fall of horse and/or rider after the final halt and salute this will not entail elimination and it may be necessary for the rider to leave the arena unmounted
- e) after the final halt and salute, if a rider dismounts without a reason acceptable to the judge this will entail elimination
- f) if, as a result of a fall, a rider is in an unconscious or semi-conscious state and on regaining consciousness does not appear fit to compete, the Chief Judge, in consultation with the TD/Chief Steward and a medical officer, if available, has the right to use their discretion to not allow the rider to compete for 24 hours from the time of the fall. There is no appeal against this decision unless a medical certificate is provided confirming that the rider is fit to continue in competition

### **3.9 Test Time**

- a) with the exception of Freestyles, dressage tests are not timed
- b) times printed on the test sheets are to be used only as a guide

### 3.10 Resistance/Disobedience

- a) resistance which prevents the continuation of the test for a period exceeding 20 seconds shall be penalised by elimination. This also applies to any resistance before entering the dressage arena and within the arena surrounds. However resistance that may endanger rider, horse, judges or the public will be eliminated for safety reasons earlier than 20 seconds. There is no appeal against this decision
- b) a horse leaving the arena with all four feet during a test between the beginning and the end of the test will be eliminated
- c) should a horse leave the arena with all four feet after the final halt and salute this will not entail elimination

### 3.11 Unauthorised Assistance

- a) any intentional outside intervention by voice, signs etc. is considered assistance to a rider or horse and is penalised by elimination
- b) where background music is provided by organisers riders are not permitted to request specific music, or music at specific times

### 3.12 Riding in Competition, Warm-Up and Exercise Areas

- a) access to arenas for the purpose of familiarisation is recommended. Access to competition areas is at the discretion of the Chief Judge for the competition or the OC
- b) this rule applies also when competition arena(s) are erected on the day(s) preceding an event
- c) where an arena is a permanent fixture this rule applies from the time the OC has deemed it to be a competition arena and this time should be publicly advertised
- d) 24 hours prior to the event starting, a horse may only be ridden by its nominated rider on the competition grounds. However a groom wearing prescribed safety helmet and boots may walk the horse on a long rein only
- e) lunging and work in-hand by someone other than the nominated rider is permitted
- f) to ensure a level playing field all competitors are to be given equal warm up time around the arena. Therefore, if you are not prepared to enter the arena immediately, wait away from the competition area until such time as you are ready or your start time arrives
- g) only horses entered in the event are permitted to use the warm-up area
- h) any horse on the grounds that is not entered in the event is not permitted in the warm-up area (either ridden or led) until after the completion of competitions for that day

### 3.13 Scale of Marks

- a) under both EA and FEI rules, the scale of marks is as follows:

10 - excellent	5 – <b>marginal (EA)</b> (sufficient- FEI)
9 – very good	4 – insufficient
8 – good	3 – fairly bad
7 – fairly good	2 – bad
6 - satisfactory	1 – very bad
0 – not executed (means practically nothing was performed)	

- b) all half marks from 0.5 to 9.5 may also be used both for movements and collective marks, at the discretion of the judge – this also includes freestyle competitions
- c) whole marks should be written as 6.0, 7.0, 8.0 etc.

### 3.14 Commanded Tests

- a) tests may **not** be called (commanded)
  - at any level above Advanced at any event
  - in any competition where the conditions of entry excludes such
  - at any FEI-sanctioned competition e.g. CDI-W
- b) where callers are permitted, it is the responsibility of the competitor to ensure that only the printed text, or extracts thereof, is read out and that no other form of assistance is given
- c) the caller may read each movement once or twice only. Failure to observe this rule may entail elimination

### 3.15 Execution of Tests

All movements contained in tests must be:

- a) executed in the order laid down by the test sheet
- b) carried out at a specified point of the arena

In a movement which must be carried out at a certain point of the arena, it should be done at the moment when the competitor's body is above this point, except in transitions where the horse approaches the letter from a diagonal or perpendicular to the point on track where the letters are positioned. In this case, the transitions must be done when the horse's nose reaches the track at the letter so that the horse is straight in the transition.

### 3.16 Use of Voice

The use of the voice or clicking the tongue as an aid repeatedly is a serious fault, which should be considered in the mark for the movement.

**NOTE:** The use of voice is permitted in some cases in Para-Equestrian Dressage as an aid. See Section 9.7 for more details.

### 3.17 Errors of Course and Penalties

#### 3.17.1 Penalties

Penalties are not an error of course. Where a combination used to be eliminated in some instances (not all) a penalty is now incurred. A penalty is minus 2 marks from each judge for a range of instances as per Annex G. All judges must have the same number of penalties recorded.

#### 3.17.2 Errors of Course

Note – Errors of course are to be deducted from the test sheet of each judge

If the bell is not sounded at an error of course and the test requires the same movement to be repeated and the rider again makes the same error, the rider is only penalised once. The Chief Judge must be aware of the effect of one movement on the next and where mirror images occur, in order to be prompt in notifying the competitor.

Every error of the course, whether the bell is sounded or not, must be penalised except as noted above:

- a) the first by 2 marks
- b) the second by 4 additional marks and
- c) the third by elimination

However, if time permits and the type of event or competition is appropriate, the Chief Judge may invite the rider to continue the test to the end with the marks being awarded in the ordinary way. In such a case it is not necessary for the collective marks to be completed

The use of voice etc. referred to in 3.16 above is not an error of course.

It is not always necessary to ring the bell for an error of course. Below are instances that will and will not require the sounding of the bell. However, not all cases can be quoted and it is the Chief Judge who will decide to sound the bell. In deciding not to ring the bell the judge must consider the effect this will have on the rest of the test

<p>The Chief Judge will ring the bell when a rider</p> <ol style="list-style-type: none"><li>a) enters the arena at the incorrect gait</li><li>b) turns right instead of left or vice versa</li><li>c) omits a movement</li><li>d) when a movement is the first of a mirror image and the competitor rides:<ul style="list-style-type: none"><li>• rising trot instead of sitting trot or vice versa</li><li>• an incorrect size circle</li></ul></li></ol>	<p>The Chief Judge need not ring the bell</p> <ol style="list-style-type: none"><li>a) when the final halt is at X instead of G or vice versa</li><li>b) at the salute, not taking the reins in one hand</li><li>c) competitor makes an early transition from medium trot to collected walk</li><li>d) cantering up the centre line from A, makes a pirouette at D instead of at L</li><li>e) does rising trot instead of sitting trot or vice versa in a non-mirrored movement</li></ol>
---	---

The competitor is shown by the Chief Judge the point at which they are to re-take the test which could be a movement prior to where the error occurred. Judging will re-commence when the rider reaches the point where the error of course occurred.

In principle a competitor is not permitted to repeat a movement of the test unless the Chief Judge decides on it being an error of course (rings the bell). If, however, the rider has started the execution of a movement and attempts to do the same movement again, the judges must consider only the first movement shown and at the same time penalise for an error of course.

Each judge must have the same number of errors marked on their sheets with a notation explaining where the error was made. The Chief Judge must make the final decision as to the number of errors if there is a discrepancy.

If the Judges have not noted an error, the competitor has the benefit of the doubt.

### **3.17.3 Other Errors – Refer to Annex G.**

All of the following are considered errors, and two (2) penalty points will be deducted per error, but they are not cumulative and will not result in Elimination (including for Freestyle tests):

- a) entering the space around the arena with whip (where not permitted) or with boots on the horse's legs or with discrepancy in dress (e.g. lack of gloves)
- b) entering the space around the arena with whip (where not permitted) or with boots on the horse's legs or with discrepancy in dress (e.g. lack of gloves); if the test has already started before the discrepancy has been noticed, the Judge at C stops the rider and if needed and possible, an assistant may enter the arena to remove the item(s). The rider then continues the test, either starting from the beginning (from the inside of the fence) or from the movement where he was stopped. The marks given before he was stopped are not changed
- c) entering the arena before the sound of the bell
- d) not entering the arena within forty five (45) seconds after the bell
- e) not saluting at either first or last halt
- f) for Freestyle tests, not giving the signal to start music within 45 seconds, entering the arena after more than twenty (20) seconds of music
- g) if the Freestyle test is longer or shorter than stipulated on the test sheet, zero point five percent (0.5%) will be deducted from the total artistic score

### **3.18 Lameness**

- a) in the case of marked lameness, the Chief Judge informs the competitor that they are eliminated
- b) there is no appeal against this decision
- c) a horse that has been eliminated in a competition for lameness cannot compete in any further tests on the day unless it has been deemed fit to compete (in writing) after an examination by a veterinarian approved by the OC. A copy of the examination report is to be delivered to the OC

### **3.19 Awards and Placings**

Awards are made to place getters, irrespective of percentage received. The following is a guide:

- a) up to 5 starters, ribbons to 3<sup>rd</sup> place
- b) up to 15 starters, ribbons to 5<sup>th</sup> place
- c) more than 15 starters, ribbons to 8<sup>th</sup> place
- d) in case of equality of percentage for any of the first three places, the higher total of the 4 collective marks, including coefficients, will decide on the better placing. If these marks are tied, placings remain tied
- e) when there is equality of places from fourth place and below, the competitors are joint equal place getters
- f) in the following cases, places will be determined as follows:
  - in a Freestyle test in the case of equality of marks for first place, the combination with the higher mark, including co-efficients, for artistic presentation will be the winner. If there is still equality, then they are equal winners

- for the purpose of a one-off trophy or point score award, if a clear winner is required, one of the following criteria should be decided upon and included in the conditions of entry:
  - total the 4 collective marks of each tied competitor. The one with the highest total collective marks is the winner
  - if two tests are involved, the award should be to the competitor with the highest score in the highest test involved
- for the purpose of deciding a Champion at a level, if a clear winner is required the following criteria will decide the winner:
  - first places horses will be allocated 30 points
  - second will be allocated 29 points
  - third will be allocated 28 points and so on to the last placed horse
  - in the event of a tie, the Champion will be the horse with the highest aggregate percentage at that level
  - in the event of a further tie, the horse with the highest percentage in the higher competition at that level will be deemed the Champion

### **3.20 Prize Money**

- a) all prize money and prizes are made to the owner/s of the horse/pony
- b) in the following Official events, if an entry fee is charged, then prize money or goods in kind must be given to at least the first three placings and the value of the last prize must not be less than the entry fee:
  - Australian Championships
  - State Championships
  - Regional Championships
- c) at all other events the payment and amount of prize to be paid is at the discretion of the OC
  - the details regarding number of prizes is at the discretion of the OC
  - the payment of prize money to horses and ponies may be different
  - OCs that intend paying prize money should make this intention known in the schedule
- d) prize money must be awarded according to the schedule

**3.21 Number/Level of Judges Required to Judge a Competition**

These tables do not include the number of judges required for State or AUS Championships – Refer Section 8

**OFFICIAL Competitive Competitions**

ADC recommends that a minimum of 2 judges are to officiate at every competitive competition.

**Please note:** For State and National Championships qualifications, competitors must submit 3 scores, 2 of which must be from competitions with 2 Judges officiating.

The table below indicates how many judges are required for an Official Competitive competition.

+ means: It is strongly recommended that wherever possible a least one additional appropriately accredited NOAS judge be added

Level of Judge	LEVEL OF PARTICIPATION COMPETITION										
	Prelim	Nov	Elem	Med	Adv	PSG	Inter I	Inter A&B	Inter II	Grand Prix	
A	1	1	1	1+	1+	2+	2+	2+	2+	2+	
B	1	1	1+	1+	1+	2+	2+				
C	1	1	1+	2	2						
D	1+	1	2	2							
E	1+	2	2								
F	1+	2									
G	1 + F ↑										

Exemptions from any of the requirements for the number of judges as listed above in the table, for exceptional circumstances must be made in writing to the State Dressage Authority (SDA) by text or email. The SDA is to report to the ADC when these exemptions are granted.

**OFFICIAL PARTICIPATION Competitions**

**Note:** For details about judges for Para Equestrian events (PE) please see Rule 11.10.1

Level of Judge	LEVEL OF PARTICIPATION COMPETITION	
	Preliminary	Novice
A	1	1
B	1	1
C	1	1
D	1	1
E	1	1
F	1	1
G	1	2**

\*\* The 2<sup>nd</sup> judge recommended to be at least F level.

## SECTION 4 – ROLES OF OFFICIALS

All situations cannot be foreseen and in any exceptional circumstances it is the duty of the Ground Jury or the appropriate Official(s) to make a decision **in a sporting spirit** adhering as closely as possible to the intent of these rules. All Official must abide by the Equestrian Australian Code of Conduct for Officials.

Any Official is authorised to:

- intervene in order to prevent any abuse of horses by riders, grooms, owners or any other person
- intervene in order to prevent any contravention of the common principles of behaviour, fairness and accepted standards of sportsmanship

### 4.1 Ground Jury

The Ground Jury consists of the judges of the **event**.

The Ground Jury:

- a) must be drawn from the current NOAS list
- b) may include suitably-accredited visiting overseas judges

The President of the Ground Jury should be the Judge positioned at C for the highest level competition during the event.

The Ground Jury is responsible for:

- a) the technical judging of all individual and team competitions
- b) the allocation and verification of final placings in a competition
- c) settling all problems that may arise during the course of the event
- d) referring any case which is beyond its jurisdiction to the Appeal Committee
- e) referring any case within its jurisdiction but which it considers deserving of penalties not in the jurisdiction of the Ground Jury to the Appeal Committee
- f) referring to the Appeal Committee any matter not requiring an immediate decision for the purpose of judging the competition

#### Other tasks:

- g) at the completion of judging the Chief Judge/TD/person authorised by OC of a competition must, prior to the formal posting of placings, be given the original of the score sheet which must include riders' and horses' names, individual judge's marks, overall total, percentage and provisional placing
- h) the Chief Judge/TD/person authorised by OC will quickly scan the document and when satisfied, sign and show the time of official posting of placings
- i) all members of a Ground Jury must remain at the event for at least 30 minutes after the official placings have been posted for the competitions they have judged
- j) the members of the Ground Jury must not take into account any unofficial advice or observations from persons who are not members of the Ground Jury, or anything they know beforehand of the competitors or their horses
- k) at events where a TD/Chief Steward has not been appointed it is recommended that the OC nominate an Official to assist with any technicalities that may arise

### 4.2 Appeal Committee

Refer also to EA General Regulations Articles 150 and 160 and FEI Article (rule) 438

- a) an Appeal Committee must be appointed for Australian and State Championships
- b) it shall consist of a President and two or four other persons
- c) The Appeal Committee is responsible for:
  - dealing with protests referred to it
  - dealing with appeals against decisions of the Ground Jury
  - dealing with all cases of infringements of any rules for which the Ground Jury is not responsible
  - inviting any person deemed necessary to help them reach a decision



The following may **not** serve as a member of the Appeal Committee:

- d) owners of horses entered in the competition pertaining to the protest
- e) judges of the competition pertaining to the protest
- f) coaches of competitors entered in the event
- g) competitors entered in the event
- h) close relatives of those listed above
- i) Chefs d'Equipe or other Officials of teams entered in the event
- j) the Technical Delegate
- k) any person with a conflict of interest

The decision of the Appeal Committee is final.

#### 4.3 Technical Delegate (TD)

A TD must be appointed for all major events which include Australian and State Championships, Regional Championships, and is highly recommended for all Official Competitive and Participation events held at club level.

Travel, accommodation and out of pocket expenses will be the responsibility of the OC.

A TD must be appointed by:

- a) the ADC for all National Championships including Young Rider, Young Horse, Pony
- b) the SDA for all State Championships including Young Rider, Young Horse, Pony
- c) a TD is recommended to be appointed by the OC for Regional Championships and club Official events

In relation to the appointment by the ADC, OCs must submit suggested TD names by 31<sup>st</sup> August each year for the following year's events.

The TD is responsible for:

- a) approval of all administrative arrangements for the event from the time of appointment (no later than six weeks prior to the start of the event) to the end of the event
- b) inspection of the grounds and arenas and be satisfied that the technical details are in accordance with the rules
- c) assisting the Ground Jury to supervise the technical conduct of the event after indicating to the President of the Ground Jury, where approached, that the arrangements are satisfactory
- d) instructing the OC to make any alterations to the arena or to any technical detail associated with the conduct of the event as is considered necessary in a timely manner
- e) approving the final results in instances where the President of the Ground Jury or the Chief Judge are not available
- f) furnishing a report within 21 days after the completion of the event
  - for Australian Championships to the ADC with a copy to the Event Director
  - for State Championships to the SDA
  - for any other event to the OC

#### 4.4 Chef d'Equipe

Where State or Australian teams are entered, a Chef d'Equipe must be appointed. This is compulsory for State, Australian, Young Rider and Pony Championships.

The Chef d'Equipe is not permitted to fulfil any other Official's role.

Only the Chef d'Equipe may lodge a protest on behalf of the team or a team member.

The Chef d'Equipe is responsible for:

- a) managing the selected team of riders representing their State or Nation
- b) confirming stabling, accommodation and travel arrangements of riders
- c) managing the communication with the travelling squad prior to arrival at competition venue

- d) arranging a meeting of squad members to inform them of the Chef's responsibilities
- e) distributing the team uniform if applicable
- f) attending Chef d'Equipe meetings before and during the event and conveying relevant information to riders and their appropriate coaches
- g) within the prescribed time-frame declaring details of the team in writing to the OC
- h) collection and return of Freestyle CDs (or tapes)
- i) ensuring the riders are aware of any changes in the official draw and anticipated delays in competition arenas
- j) providing a written report within 21 days to the ADC or SDA
- k) all communication with the OC, including protests on behalf of the team must be done through the Chef d'Equipe

#### 4.5 Gear Steward

- a) it remains the full responsibility of the rider to comply with the equipment rules as outlined
- b) it is the responsibility of the OC to provide a gear steward. It is the ultimate responsibility of the competitor to comply with the rules relating to gear
- c) if a rider does not have their gear checked by the appointed gear check steward, they may incur elimination at the discretion of the Ground Jury, Appeal Committee or TD.
- d) every consideration must be given to not disturbing the harmony of the horse and rider prior to them entering the competition area
- e) the gear steward must **NOT** alter any gear. If gear is too loose or incorrectly fitted, the rider or their agent must make the necessary adjustments

The Gear Steward is responsible for:

- a) guiding the rider on the **legality** of the dress, saddlery, equipment and dress referred to in Section 2
- b) checking the gear of each competitor for each test. The exceptions to this rule are in the case of an FEI-sanctioned event **or** if the bit/bridle is in question in which case any inspection should be done immediately after the completion of the test. If this inspection requires the removal of the bridle, a head collar/halter must be made available for this purpose. Any removal of gear must be done by the rider or their agent
- c) ensuring that a competitor's gear check is completed to allow sufficient time for them to proceed to the competition arena and adhere to the time draw. If a problem arises during a gear check which may cause a delay, the competitor or their agent must be requested to re-present to the gear steward **immediately** after their test concludes
- d) consulting with the TD or in their absence, a member of the Ground Jury, if doubt exists regarding any item of saddlery or equipment
- e) having a 1.2 metre gauge (tube, rod, tape measure, mark on fence etc) accessible to ensure compliance of competitor's whip
- f) using disposable surgical/protective gloves – one new pair for each horse - if inspecting the bridle (mouth area)

Refer to Section 2 for a table of allowable items of dress, saddlery and equipment.

#### 4.6 Chief Steward

Where a TD is not appointed it is the Chief Steward who will undertake many of a TD's responsibilities.

Stewards are responsible for ensuring the welfare of horses is upheld, that the rules for the event are adhered to and that events are conducted safely.

In this role they are expected to supervise training and warm-up areas, stables and other areas where horses are held, ridden or treated as well as the field of play for competition. Refer further to 11.16 for fuller description of role.

A Chief Steward is authorised to undertake any of the following duties. However, this list is not exhaustive.

- a) arrange for gate to grounds to be unlocked or open at least 1.5 hours before competitions begin
- b) brief stewards on their duties
- c) meet judges on arrival, introduce their writers and assign to respective arenas
- d) ensure that test papers are being regularly collected from judges
- e) ensure that scoresheets are updated
- f) ensure that competitions are running to time
- g) marshal winning competitors to receive awards
- h) confirm the number of stewards required for running the event with the OC

#### **4.7 FEI Steward**

- a) an FEI Steward is to be appointed for FEI events – CDIs
- b) the FEI Steward for these events is to be appointed by the Dressage Steward General to ensure that all FEI Stewards are getting the opportunity to maintain their accreditation
- c) OCs are to submit recommended names to the Dressage Steward General by the 31 August each year

## SECTION 5 – YOUNG HORSE and YOUNG PONY.

National Young Horse (YH) competitions are a series conducted throughout Australia composed of qualifying competitions and an Australian Final. Applications from the SDA to conduct the annual Australian Young Dressage Horse Championships must be submitted to the ADC the year prior to the final and before the mid-year ADC meeting. These rules also apply to Young Pony competitions.

### 5.1 General Conditions

- a) Para-Equestrian riders are welcome to ride their young horses/ponies in these tests but the use of their compensating aids is not permitted
- b) birth dates for all horses and ponies will be as at 1 August - see 1.15.6 for calculation of age
- c) in principle, the YH competitions will consist of one mandatory round at qualifiers and two mandatory rounds at the State Championships and Australian Young Horse Championships
- d) in all YH FEI tests the trot is to be executed sitting unless specified rising
- e) a third round where a guest rider shall ride the horses is optional
- f) judging score sheets to be used for 4-, 5- and 6-year-old competitions are available on the EA website
- g) at all competitions, the judges must sit together
- h) horses will be judged on walk, trot, canter, rideability and overall impression as a future dressage horse, including standard of training on the basis of the Training Scale
- i) competitions will be Official but will not attract grading points
- j) horses must be registered with the EA and hold a current Dressage Performance Card/Competitors License
- k) horses must exceed 149cm with shoes
- l) ponies must not exceed 149cm with shoes or 148cm without shoes
- m) horses may qualify for the Australian Championships from 1 August of the year they turn 4, 5 or 6 until the closing date of entries to the Australian Championships
- n) riders and horse owners must be current Competitive members of the EA
- o) riders must turn 12 years of age or over in the calendar year of competition
- p) all Young Horse results must be forwarded to EA for recording on the EA data base
- q) the competitors state of origin must appear in the results
- r) results for all competitions and rounds showing the mark for trot, walk, canter, submission and general impression for each horse must be available on line and in hard copy
- s) if a horse leaves the arena with all four feet during a 4 year old qualifying competition this will not entail elimination but will incur a 2 point penalty to be deducted before the score is divided by 5
- t) errors of course (EOC)– to be subtracted before the score is divided by 5 to give a final mark out of 10:
  - 1<sup>st</sup> EOC – 0.5 percentage point
  - 2<sup>nd</sup> EOC – 1.0 percentage point
  - 3<sup>rd</sup> EOC – Elimination
  - 0.5% to be deducted per other error
- u) where two rounds are held the mark from the first round will **not** carry forward to the second round

#### 5.1.1 Judges

##### General

- a) all Young Horse-competitions must **only** be judged by at least two accredited Young Horse Judges either NOAS or FEI
- b) commanded tests - the judges will sit together at E or B. However, where the arena layout does not provide room for this positioning the judges may sit at C
- c) all FEI Young Horse tests (including at Qualifying events) – the judges will sit together at C
- d) judges and YH specialists must adhere to the requirement of 1.7 – Conflict of Interest – and declare any conflict of interest

##### State Championships

All competitive rounds must be judged by either FEI Young Horse Judges or NOAS accredited Young Horse Judges – there may be a third judge who is a recognised foreign Young Horse specialist

## **Australian Championships**

### **General**

- the appointment of all judges for the **Australian Championships** must be approved by the ADC

### **Horses**

- a) all competitions and rounds (excluding Consolation rounds) the Ground Jury to consist of 3 judges – two must be accredited FEI Young Horse Judges (one of whom must be a foreign judge). The third judge can be either an FEI Young Horse Judge, an NOAS Young Horse Judge or a foreign Young Horse specialist
- b) consolation rounds for horses are to be judged by 2 NOAS or FEI Young Horse judges, or a combination of both

### **Ponies**

- a) all Pony competitions (4/5/6 year old and all rounds excluding Consolation rounds) the Ground Jury to consist of 3 judges - a minimum of 1 FEI accredited Young Horse judge (Australian or foreign) and 2 NOAS YH judges
- b) consolation rounds for ponies are to be judged by 2 NOAS or FEI Young Horse judges, or a combination of both

### **5.1.2 Dress and Saddlery**

Failure to comply with any of the below will entail elimination.

Approved safety helmets are to be worn in ALL 4/5/6 year old competitions – this includes qualifying events, and State/Australian Championships.

- a) a whip is permitted to be carried in all age groups at qualifying events
- b) for Young Horses a total maximum length of 120cm is permitted
- c) for Ponies, a maximum length of 100cm is permitted
- d) a whip is permitted to be carried in the 4-year-old age group (only) at the State and Australian Championships
- e) a whip is not permitted to be carried in the 5 and 6-year-old competitions at the State and Australian Championships. In the practice area, the use of one whip is permitted. The whip must be dropped before entering the space around the competition arena or the rider will entail a penalty of 0.1 points from the total score
- f) horses are to be ridden in a snaffle bridle as defined in Section 2
- g) the minimum diameter of the mouthpiece of the snaffle bit must be at least:
  - 14mm for horses – refer to 2.11.3
  - 10mm for ponies – refer to 2.11.3
- h) the Mexican/Crossed noseband is not permitted
- i) all other dress and recognised requirements as per Section 2

### **5.1.3 Non State Championship Events**

- a) organisers are permitted to utilise the format of the State Championships for non-State Championship events
- b) such events can consist of just one or two rounds
- c) where the State Championship formula is used both rounds may be used as qualifiers providing completely different judges are used for each round
- d) events can be held over more than one day

## **5.2 Conduct of Qualifying Events**

- a) callers are permitted
- b) the age of horses is taken from the 1<sup>st</sup> August
- c) to be ridden one horse at a time in the arena
- d) decimal points may be used
- e) all FEI Young Horse tests (including at Qualifying events) – the judges will sit together at C
- f) qualifying events consist of one round with the following tests:

Age	Mandatory Round
4YO	FEI Young Horse test for 4 year olds
4YO Pony	FEI Young Horse test for 4 year olds
5YO	FEI Young Horse Preliminary test for 5 year-olds
5YO Pony	FEI Young Horse Preliminary test for 5 year-olds
6YO	FEI Young Horse Preliminary test for 6 year-olds
6YO Pony	EA test for 6 year old Ponies

### 5.3 State Young Horse Championships

#### For 4, 5 and 6 Year Old Horses/Ponies

- the age of horses/ponies is taken from the 1<sup>st</sup> August
- Ponies must not exceed 149cms with shoes or 148cm without shoes. A current approved height certificate must be supplied at time of entry
- only first round test as below may be called
- states may conduct their own championships each year; however horses may qualify for the Australian Championship without attending a State Championship
- competitions will be offered for 4-, 5- and 6-year-old horses/ponies
- the competitors state of origin must be included in the start list, draw, program and results
- both rounds may be used as qualifying scores to compete at the Australian Young Horse Championships providing completely different judges are used for each round
- judges – refer to 5.1.1

#### 5.3.1 Tests to be ridden at State Young Dressage Horse Championships with Two Rounds

AGE	First Round	Second Round
4YO	EA YH commanded test for 4 year-olds	FEI Young Horse test for 4 year-olds
4YO Pony	EA YH commanded test for 4 year-olds	FEI Young Horse test for 4 year-olds
5YO	EA YH commanded test for 5 year-olds	FEI Young Horse Preliminary Test for 5 year-olds
5YO Pony	EA YH commanded test for 5 year-olds	FEI Young Horse Preliminary Test for 5 year-olds
6YO Horses	EA YH commanded test for 6 year-olds	FEI Young Horse Preliminary test for 6 year-olds
6YO Pony	EA YH commanded test for 6 year olds	EA test for 6 year olds

#### 5.3.2 First Qualifying Round

- to be ridden one or two horses at a time in the arena under the direction of a caller
- top 10 placings (including equals) will go forward into the second round provided they have attained a score of no less than 6.5 (65%) in the first round
- decimal points may be used
- the mark from the first round will **not** carry forward to the second round

#### 5.3.3 Second Qualifying Round

- the top ten combinations from the first round are eligible for the second round. If there is equality of placings for 10<sup>th</sup> place, equal horses must be included in the second round
- the mark from the second round will determine the final placings

#### 5.3.4 Commentary

Ideally there should be commentary by the judging panel available to the public on either the second round or both rounds

## 5.4 Australian Young Dressage Horse Championships – for 4, 5 and 6 Year Old Horses/Ponies

- a) only first round commanded tests may be called
- b) Ponies must not exceed 149cms with shoes or 148cm without shoes. A current approved height certificate must be supplied at time of entry
- c) commentary for the public is to be provided after each horse for the first, second and third rounds

### 5.4.1 Administration

- a) the draft schedule must be submitted to the ADC for approval at least 6 months prior to the event
- b) the ADC must appoint the TD and approve the judges
- c) the TD must provide a report to the ADC within 21 days of the event
- d) the OC must provide a report to the ADC within 21 days of the event
- e) the competitors state of origin must be included in the start list, draw and programme

### 5.4.2 Judges

Refer to 5.1.1

### 5.4.3 Eligibility for Australian Young Dressage Horse Championships

- a) horse must exceed 149cm with shoes or 148cm without shoes
- b) horses must qualify by achieving at least 6.5 (65%) at a **YH Qualifying Competition** conducted under these rules at the age group they are entering
- c) competitors are to submit on the entry form **two performances** in the above-mentioned competitions for eligibility as detailed above. If performances are at events with 2 rounds, the entry form must state in which round the score was achieved
- d) horses may qualify with one performance, however preference will be given to horses with two performances
- e) to verify the performance, a copy of the test paper or result sheet must be submitted with the entry
- f) competitors will be ranked from the highest average of the two performances to the lowest
- g) the first round will be limited to 36 horses from each age group
- h) a ballot will take place of the highest ranked horses to determine order of starting
- i) a reserve list in ranking order will be established
- j) in special circumstances, the OC can request permission from the ADC to increase the number of entries to the final
- k) imported horses that only have international qualifications may be accepted, provided proof of appropriate qualification in one or more overseas YH competitions accompanies the entry

### 5.4.4 Tests to be Ridden at Australian Young Dressage Horse Championships

AGE	First Round	Second Round
<b>4YO</b>	EA 4 Year Old Australian C'Ships Test - commanded	Current FEI Dressage Test for 4 year olds
<b>4YO Pony</b>	EA 4 Year Old Australian C'Ships Test - commanded	Current FEI Dressage Test for 4 year olds
<b>5YO</b>	EA YH commanded test for 5 year olds	Current FEI Dressage Test for 5 year olds – Final
<b>5YO Pony</b>	EA YH commanded test for 5 year olds	Current FEI Dressage Test for 5 year olds - Final
<b>6YO Horses</b>	EA YH commanded test for 6 year olds	Current FEI Dressage Test for 6 year olds – Final
<b>6YO Pony</b>	EA YH commanded test for 6 year olds	EA test for 6 year olds

#### **5.4.5 4 Year Old First Round**

- a) the test will be the EA 4 Year Old Test, and will be commanded
- b) horses will enter the arena either two (2) or three (3) at a time under the direction of a caller
- c) each group will be allocated approximately 15 minutes
- d) the mark from the first round will **not** carry forward to the second round
- e) all judges will sit together at E or B
- f) judges will award a mark out of 10 for walk, trot, canter and general impression as a dressage horse
- g) commentary – refer to 5.4c

#### **5.4.6 Second Round 4 Year Old Horses and 4 Year Old Ponies**

- a) top 10 placings (including equals) from the first round will go forward into the second round provided they have attained a score of no less than 6.5 (65%) in the first round
- b) judges will sit together at C
- c) to be ridden one horse at a time
- d) commentary – refer to 5.4c

#### **5.4.7 First Round – 5 and 6 Year Old Horses and 5 and 6 Year Old Ponies**

- a) to be ridden two horses/ponies at a time in the arena and will be commanded
- b) all judges will sit together at E or B
- c) each horse/pony will be awarded a mark for each of the requirements on the judging sheet and a final score calculated
- d) the mark from the first round will **not** carry forward to the second round
- e) commentary – refer to 5.4c

#### **5.4.8 Second Round 5 and 6 Year Old Horses and 5 and 6 Year Old Ponies**

- a) top 10 placings (including equals) from the first round will go forward into the second round provided they have attained a score of no less than 6.5 (65%) in the first round
- b) judges will sit together at C
- c) to be ridden one horse at a time
- d) commentary – refer to 5.4c
- e) the 5 and 6 year old Young Horses who win the Second Round are qualified to be selected to represent Australia at the annual World Championships for Young Horses as long as they meet the criteria outlined in 5.6

#### **5.4.9 Third Guest Rider Round – 5 and 6 Year Old Horses**

The top 3 horses in each age group to be ridden by a guest rider whose independent score out of 10 will be added to the second round score

#### **5.4.10 Special Prize - Champion of Champions Prize – 4, 5 and 6 Year Old Horses and 4, 5 and 6 Year Old Ponies**

There may be a separate Champion of Champions prize for horses and ponies. It is up to the OC to determine how the Champion of Champions is conducted and assessed.



## 5.5 Consolation Finals

### 5.5.1 4, 5 and 6 Year Old Horses and 4, 5 and 6 Year Old Ponies

Horses/ponies that are not eligible to compete in the second round will be eligible to compete in the Consolation Final providing they have scored at least 6 (60%) in the first round.

- a) to be judged by 2 accredited Young Horse judges sitting at C
- b) tests to be ridden will be as follows:

AGE	Consolation Final
4YO	Current FEI Dressage Test for 4-year olds
4YO Pony	Current FEI Dressage Test for 4-year olds
5YO	Current FEI Dressage Test for 5-year olds – Final
5YO Pony	Current FEI Dressage Test for 5-year olds - Final
6YO Horses	Current FEI Dressage Test for 6-year olds – Final
6YO Pony	EA test for 6 year olds

## 5.6 Selection of Young Horses to Represent Australia Overseas

The EA National Dressage Selectors will select the Australian representatives for the FEI World Breeding Championships for Young Dressage Horses based on merit and with reference to; any EA Selection Policy that may be in place, the below performance requirements, and the rules of the FEI/World Breeding Federation for Sport Horses. In particular, horses must be registered with a stud book recognized by the WBFSH.

For Young Horses to be considered for endorsement to the World Young Horse Championships they must have a minimum of 2 performances of at least 7.5 with at least 7 for each paces.

- a) for **Australian based horses**, at least one of these scores must be achieved in the second round of the Australian Young Horse Championships
- b) for **Young Horses not domiciled in Australia**, at least one performance must be from an official Young Horse qualifier or recognised final.

Competition results including the judging sheets must be forwarded to the EA National Office as proof of performances.

## 5.7 Guide for Riders and Judges

- a) to be judged on rideability, basic paces, general impression and suitability as a dressage horse
- b) basic ideas which should be considered by the judges:
  - is the horse clearly demonstrating correct education according to the Training Scale?
  - does the horse demonstrate a desirable picture of a dressage horse?
- c) fundamental criteria of paces, rideability and general impression as a dressage horse are evaluated as follows:
  - the steps and strides must be in a regular rhythm and free from tension
  - keeping in mind the training level of the horse, special emphasis should be placed on:
    - a smooth and steady contact
    - the willing acceptance of the bit
    - a submissive poll in the three basic paces and in the different tempi and the transitions
    - flexion and bending
    - the harmonious development on both reins
    - suppleness
    - desire to go forward
    - ability to engage the hindquarters
    - potential to collect
- d) horses, which during the initial movements of the test, still show signs of tension and concentration lapses, or which may even be shying or unsettled, should be judged more benevolently than in a normal dressage competition

- e) minor mistakes should not be given weight if, in principle, the horse is demonstrating good movements **and** is demonstrating the adoption by the trainer of desirable training technique
- f) it is recommended that one of the judges provides a commentary after the completion of each horse's test in at least the 2nd round but preferably for both the 1st and 2nd round. This commentary is mainly for the benefit of spectators and the main purpose thereof is to explain the rideability and strengths of the individual horse in relation to the demands at each level of competition, the quality of the three basic paces, and the horse's ability to perform as a high-level dressage horse
- g) see FEI Dressage Handbook for further notes on the purpose of and judging of Young Horse competition

## **5.8 Young Horse Tests**

All Young Horse tests and score sheets are available for download from the Equestrian Australia website – [www.equestrian.org.au](http://www.equestrian.org.au)

## SECTION 6 - FREESTYLES

This section is for Freestyle competitions which are competitions of artistic equitation. They include all the paces and fundamental airs of the classical high school dressage. The competition is, however, absolutely free in the form and manner of the presentation a rider chooses within a fixed time. The test should clearly show unity between rider and horse, interpretation of the music and balance of the choreography as well as harmony in all the movements and transitions.

### 6.1 Entry, Salute and Timing

- a) Freestyle tests are timed
- b) not giving the signal for the music to start within 45 seconds of the bell will incur a penalty of 0.5% from each judge
- c) entering the arena after 20 seconds of music will incur a penalty of 0.5% from each judge
- d) if there is no entry music this will not entail elimination but it will affect the artistic mark
- e) the rider must signal the sound technician after the bell has been rung
- f) once the bell has sounded the rider has 45 seconds, plus 20 seconds of entry music to enter the arena (total of 65 seconds)
- g) if the rider enters the arena clearly late, 0.5% shall be deducted by each judge from the score
- h) the music must cease at the final salute
- i) at the beginning and end of a Freestyle test a halt for the salute is compulsory
- j) test time starts after the first halt and stops at the final salute
- k) if the test is shorter or longer than stipulated on the test sheet a penalty of 0.5% from each judge will be incurred from the total artistic percentage.

### 6.2 Music

#### 6.2.1 Technical Failure

- a) in the case of a rider's music failing during a Freestyle test:
- b) where there is no back-up system, the rider can with the permission of the Chief Judge leave the arena
- c) the Chief Judge, after conferring with the rider, will determine when the rider must return to the arena
- d) there should be minimum interference with starting times of other riders
- e) the affected rider should return to complete or restart their test during a scheduled break in the competition or at the end of the competition or as directed by the President of the Ground Jury
- f) the rider may decide whether to take up the test at the point where the music failed, or to start again
- g) if the rider chooses to start again all marks on the sheet must stay as originally given up to that point when the music failed, and from then on judge as normal
- h) if the music stops towards the end and all the technical marks have been already filled in by the judge, then the judge will judge on the music up to that point
- i) if the music stops half-way and the rider does not have another CD and all technical requirements have not been completed the rider must retire

#### 6.2.2 Guidelines for Riders and OCs

- a) music must be provided on a CD as first preference or otherwise as specified by the OC (e.g. tape)
- b) riders have the right to request the OC for a sound check on their music
- c) it is recommended that riders have a back-up copy of their music with them at the event
- d) each CD must clearly show the name of the rider and horse on both the outside cover and CD proper
- e) it is recommended to have a time keeper/course watcher, especially in FEI level Freestyle tests

### 6.3 How to Judge a Freestyle – Guidelines for Judges

The judge must be confident the writer knows all the compulsory movements and how to record the marks.

- a) half marks (0.5) for the technical and artistic marks may be used at the discretion of the judge
- b) a mark should be given each time a compulsory movement is shown. This mark must be placed in the relevant area on the test sheet
- c) as some compulsory movements will be shown more than once, therefore gaining more than one mark, there could be several marks for one required movement
- d) at the completion of each test the judge will decide the final mark to be awarded for each movement
- e) the following method is a guide only
- f) for flying change a horse is awarded 6.0, 7.0, 7.0, 6.0 (divide the 4 marks to come to the final mark = 6.5)
- g) by using this method, a clearer indication of the horse's ability to perform that movement and the mark to be awarded is developed

### 6.4 Standard for Each Level

- a) only movements up to maximum difficulty as per the equivalent test level are permitted
- b) if a judge is unable to recognise that the movement has been performed, a zero will be placed in the appropriate area

The table at the end of this section provides a list of compulsory movements and a guide to permissible movements for each level.

### 6.5 Rules for Judging Freestyles

As a general principle judges should try to avoid eliminating combinations unless it is specifically provided for in these rules. The rules below give guidance on how to arrive at an appropriate penalty or elimination.

**6.5.1 General Removal of hat** - if a movement is performed with a hat in one hand, the movement would score zero and the score for choreography and degree of difficulty cannot be higher than 5

#### 6.5.2 Novice

- a) any non-permitted movement (i.e. included in the table of Movements NOT permitted) shown DELIBERATELY shall be penalised. There will be a five (5) point deduction from each judge from the total for technical execution. The choreography mark may be no higher than 5
- b) the entry must be at the walk or trot
- c) the walk must be on one track, otherwise = 0
- d) change of rein through the trot should only be 3-4 steps
- e) one change of direction in the leg yield may be shown on either rein, providing that the change of direction is clearly shown on a straight line, and the angle and flexion of the leg yield is shown correctly

#### 6.5.3 Elementary

- a) any non-permitted movement (i.e. included in the table of Movements NOT permitted) shown DELIBERATELY shall be penalised. There will be a five (5) point deduction from each judge from the total for technical execution. The choreography and degree of difficulty marks may be no higher than 5
- b) the entry must be at the walk or trot
- c) the walk must be on one track, otherwise = 0

#### **6.5.4 Medium**

- a) in the event of any movement being DELIBERATELY shown of a higher level than the corresponding test the competitor will receive '0' for the whole movement and the scores for the choreography as well as the degree of difficulty cannot be higher than a 5
- b) the entry must be at the walk or trot
- c) if flying changes are shown in sequence, every 4 strides or less, the final mark for all flying changes (regardless of any other correct single flying changes shown) must be 0
- d) one counter change of hand in trot and one in canter is permitted. (more than one change of direction = final mark for the half passes in the pace in which the movement is shown trot and canter half-passes is 0 (regardless of any other correctly shown individual half-passes)
- e) the walk must be on one track
- f) travers and renvers are permitted

#### **6.5.5 Advanced**

- a) in the event of any movement being DELIBERATELY shown of a higher level than the corresponding test the competitor will receive '0' for the whole movement and the scores for the choreography as well as the degree of difficulty cannot be higher than a 5
- b) if flying changes are shown in sequence every 2<sup>nd</sup> or 3<sup>rd</sup> stride or less, the final mark for all flying changes (regardless of any other correct sequence flying changes) must be 0
- c) two counter changes of hand in trot is permitted. If more than two changes of direction = final mark for trot half-passes is 0 (regardless of any other correctly shown individual half-passes)
- d) one counter change of hand in canter is permitted. If more than one change of direction = final mark for canter half-passes is 0 (regardless of any other correctly shown individual half-passes)
- e) more than half-pirouettes in canter = 0. I.e. if ONLY left, then ONLY the left pirouette scores 0, regardless of any other correctly executed pirouettes
- f) half-pirouettes in canter must be shown from a straight line to a straight line, or score will be insufficient. If performed from walk and into walk will only be regarded in harmony and choreography
- g) walk clearly performed as a lateral movement - not shown on one track = 0
- h) travers and renvers are permitted

#### **6.5.6 FEI Pony**

- a) if any movements are not mentioned in Pony level standard tests are DELIBERATELY shown the competitor will be eliminated e.g. flying changes, canter pirouettes, canter half passes, piaffe, passage
- b) in the event of the following movements being DELIBERATELY shown the competitor will receive '0' for the whole movement and the scores for choreography as well as for the degree of difficulty cannot be higher than 5
- c) more than half pirouettes in walk (i.e. more than 180 degrees) – final mark for pirouettes '0' (regardless of any other correctly executed pirouettes)
- d) if the walk is not shown on one track (on straight or curved lines only), but is only performed clearly a lateral movement, it is considered a '0'
- e) counter changes of hand in trot are permitted, the angles of which are left to the rider's discretion
- f) travers and renvers are permitted as additional part of the choreography but do not substitute the requested half passes
- g) movement 13 – if the collected canter is only shown without 8m circle(s), a maximum mark of 3 can be given, and a maximum mark of 5 for degree of difficulty and 5 for choreography

### **6.5.7 Junior Freestyle (FEI)**

- a) in the event of any movement being DELIBERATELY shown of a higher level than the corresponding test the competitor will receive '0' for the whole movement and the scores for the choreography as well as the degree of difficulty cannot be higher than a 5
- b) more than half-pirouettes in walk, (regardless of any other correctly executed pirouettes) - final mark for ALL pirouettes is 0
- c) flying changes shown in sequence, every 4 strides or less. Final mark for all flying changes (regardless of any other correct single flying changes shown) must be 0
- d) one counter change of hand in canter is permitted. More than one change of direction = final mark for canter half-passes is 0 (regardless of any other correctly shown individual half-passes)
- e) counter change of hand in trot is permitted, the angles of which are left to the riders' discretion
- f) walk must be on one track, if clearly as a lateral movement = 0
- g) travers and renvers are permitted as part of the choreography

### **6.5.8 Prix St Georges – see FEI Young Rider**

- a) in the event of any movement being DELIBERATELY shown of a higher level than the corresponding test the competitor will receive '0' for the whole movement and the scores for the choreography as well as the degree of difficulty cannot be higher than a 5
- b) more than half-pirouettes in canter = 0. i.e. if ONLY left, then ONLY the left pirouette scores 0, regardless of any other correctly executed pirouettes
- c) half-pirouettes in canter must be shown from a straight line to a straight line, or score will be insufficient. If performed from walk and into walk will only be regarded in harmony and choreography
- d) flying changes in sequences of two and one time = final mark for all changes 0
- e) counter changes of hand in trot and canter are permitted
- f) walk clearly performed as a lateral movement - not shown on one track = 0
- g) travers and renvers are permitted

### **6.5.9 Intermediate I**

- a) in the event of any movement being DELIBERATELY shown of a higher level than the corresponding test the competitor will receive '0' for the whole movement and the scores for the choreography as well as the degree of difficulty cannot be higher than a 5
- b) more than single pirouettes left or right = final mark for left or right pirouette = 0
- c) canter pirouette from walk or into walk = only regarded in harmony and choreography
- d) flying changes every stride = final mark for all flying changes = 0 (regardless of any other correctly shown sequences)
- e) walk only as lateral movement = 0
- f) piaffe, passage deliberately shown = Elimination

### **6.5.10 EA Medium Tour Freestyle**

- a) in the event of any movement being DELIBERATELY shown of a higher level than the corresponding test the competitor will receive '0' for the whole movement and the scores for the choreography as well as the degree of difficulty cannot be higher than a 5
- b) more than single pirouettes in canter final mark = 0
- c) if illegal pirouette only shown to the left then, only left pirouette would score 0
- d) piaffe, must be on straight line with min 10 straight steps. If ONLY shown as pirouette = score technically insufficient. If piaffe pirouette is shown in addition to a piaffe with a minimum of 10 steps straight the piaffe will be scored technically as usual
- e) passage must be on one track (min 20 metres)
- f) passage in half pass not permitted
- g) if either Piaffe/Passage/Piaffe or Passage/Piaffe/Passage transitions are deliberately shown as a sequence, then 5 for choreography and 5 for degree of difficulty. All other transitions into and out of piaffe and passage are permitted. E.g. walk to passage, walk to piaffe, trot to passage, trot to piaffe, piaffe to passage, passage to piaffe

#### **6.5.11 Grand Prix**

- a) in the event of any movement being DELIBERATELY shown of a higher level than the corresponding test the competitor will receive '0' for the whole movement and the scores for the choreography as well as the degree of difficulty cannot be higher than a 5
- b) more than double pirouettes in canter final mark = 0
- c) if illegal pirouette only shown to the left then, only left pirouette would score 0
- d) piaffe, must be on straight line with min 10 straight steps. If ONLY shown as pirouette = score technically insufficient. If piaffe pirouette is shown in addition to a piaffe with a minimum of 10 steps straight the piaffe will be scored technically as usual
- e) passage must be on one track (min 20 metres). If ONLY shown in half- pass is technically insufficient. If passage in half-pass is shown in addition to a passage on one track, the passage will be scored technically as usual

#### **6.6 Equality of Marks**

Ties - In the case of equality in a Freestyle test for the first 3 places, the higher artistic marks will decide on the better placing. In the case of equality for remaining places the riders are given the same placing.

6.7 EA Levels – Compulsory/Permitted/Not Permitted Movements for Freestyles

MOVEMENT	Novice(Competitive and Participation level)			Elementary			Medium			Advanced		
	Compulsory	Permitted	Not Permitted	Compulsory	Permitted	Not Permitted	Compulsory	Permitted	Not Permitted	Compulsory	Permitted	Not Permitted
<b>HALT</b>												
Entry & halt - beginning & end	✓			✓			✓			✓		
<b>WALK</b>												
Medium - Consecutive		✓		✓ 10 m min								
Collected - Consecutive							✓ 10 m min			✓ 10 m min		
Extended - Consecutive							✓ 20 m min			✓ 20 m min		
Free - Consecutive	✓ 20 m min			✓ 20 m min								
Half turn on the haunches					✓							
Half Pirouette								✓			✓	
Pirouette			X									
<b>TROT</b>												
Working	✓			✓								
Collected				✓			✓			✓		
Moderate lengthen	✓											
Medium				✓								
Extended							✓			✓		
Working Trot – 10m circle left & right	✓							✓				
Shoulder-In left & right			X	✓			✓			✓		
Half-Pass left & right			X			X	✓			✓		
Counter change of hand			X			X		✓ 1 only			✓ 2 only	
Leg-Yield					✓							
Travers					✓			✓			✓	
Renvers					✓			✓			✓	
4 loop serpentine		✓										
Passage and/or Piaffe			X			X			X			X
Transition Passage/Piaffe/Passage			X			X			X			X
<b>CANTER</b>												
Collected left & right				✓			✓			✓		
Working	✓			✓								
Moderate lengthen	✓											
Medium				✓								
Extended							✓			✓		
Change of lead through trot – left & right	✓				✓							



MOVEMENT	Novice(Competitive and Participation level)			Elementary			Medium			Advanced		
	Compulsory	Permitted	Not Permitted	Compulsory	Permitted	Not Permitted	Compulsory	Permitted	Not Permitted	Compulsory	Permitted	Not Permitted
Simple change of leg left-right & right-left				✓								
Canter – 10m circle left & right					✓			✓				
Canter – 15m circle left & right	✓											
Single flying change of leg – left-right, right-left			X			X	✓				✓	
Flying change of leg every 2 <sup>nd</sup> stride			X			X			X			X
Flying change of leg every 3 <sup>rd</sup> stride			X			X			X			X
Flying change of leg every 4 <sup>th</sup> stride			X			X			X	max 3		
Flying change of leg every stride			X			X			X			
Half-Pass – left & right						X	✓			✓		
Counter-Canter left & right		✓		✓				✓			✓	
Counter change of hand			X			X		✓ 1 only			✓ 1 only	
Pirouette			X			X			X			X
Half-Pirouette – left & right			X			X			X	✓		
Quarter Pirouette											✓	
Double Pirouette			X			X			X			X
Triple Pirouette			X			X			X			X

6.8 FEI Levels - Compulsory/Not Permitted Movements for Freestyles

MOVEMENT	FEI Ponies		FEI Juniors		FEI Young Rider		FEI Intermediate I		EA FEI Medium Tour		FEI Grand Prix	
	Compulsory	Not Permitted	Compulsory	Not Permitted	Compulsory	Not Permitted	Compulsory	Not Permitted	Compulsory	Not Permitted	Compulsory	Not Permitted
<b>HALT</b>												
Entry & halt at beginning & end	✓		✓		✓		✓		✓		✓	
<b>WALK</b>												
Collected - Consecutive	20m min		20m min		20m min		20m min		20m min		20m min	
Extended - Consecutive	20m min		20m min		20m min		20m min		20m min		20m min	
Half-Pirouette in collected walk left & right	✓	Not full pirouettes		Not full pirouettes								
<b>TROT</b>												
Collected	✓		✓									
Extended	✓		✓		✓		✓		✓		✓	
Collected 8m circle left & right		Permitted										
Shoulder-In left & right	12m min		12m min		12m min		12m min					
Half-Pass left & right	✓	Counter change permitted	✓	Counter changes permitted	✓	Counter changes permitted	✓		✓		✓	
<b>CANTER</b>												
Collected		Permitted	✓									
Extended	✓		✓		✓		✓		✓		✓	
Collected 8m circle left and/or right	✓			Permitted								
Counter-Canter left & right	20m min											
Simple change of leg – left- right &, right-left	✓			Permitted								
Single flying change of leg – left-right, right left		X	✓			Permitted						
Flying change of leg every 4 <sup>th</sup> stride		X		X	✓ min 5							
Flying change of leg every 3 <sup>rd</sup> stride		X		X	✓ min 5		✓ min 5					

MOVEMENT	FEI Ponies		FEI Juniors		FEI Young Rider		FEI Intermediate I		EA Medium Tour		FEI Grand Prix	
	Compulsory	Not Permitted	Compulsory	Not Permitted	Compulsory	Not Permitted	Compulsory	Not Permitted	Compulsory	Not Permitted	Compulsory	Not Permitted
Flying change of leg every 2nd stride		X		X		X	✓ min 5		✓ min 5		✓ min 5	
Flying change of leg every stride		X		X		X		X	✓ min 5		✓ min 9	
Half-Pass – left & right		X	✓	Only 1 counter change	✓	Counter changes permitted	✓		✓		✓	
Half Pass in Passage		X		X		X		X				
Half-Pirouette – left & right		X		X	✓							
Single Pirouette – left & right		X		X		X	✓		✓		✓	
Double pirouette – left & right		X		X		X		X		X		✓
Triple Pirouette		X		X		X		X		X		X
Passage – min 20m on one track		X		X		X		X	✓		✓	
Piaffe 8-10 straight steps		X		X		X		X	✓			
Piaffe – min 10 straight steps		X		X		X		X			✓	
Piaffe – half pirouette – left and/ or right		X		X		X		X				✓
Transitions from piaffe/passage and passage to piaffe		X		X		X		X		X		✓
Piaffe/Passage/Piaffe or Passage/Piaffe/Passage in a continuous sequence		X		X		X		X		X	✓	

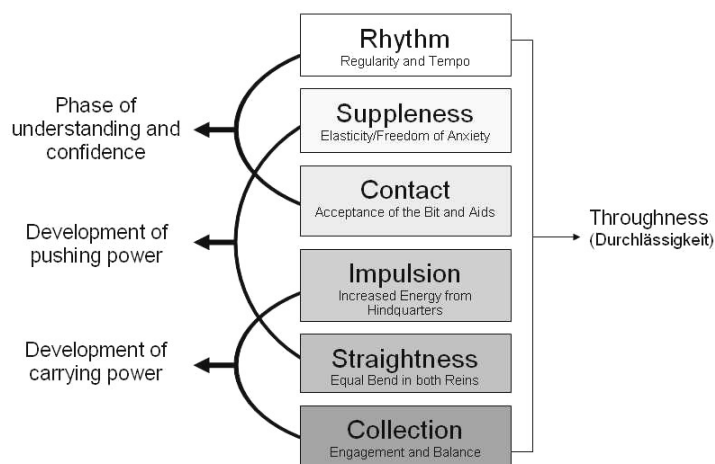
## SECTION 7 – PACES AND MOVEMENTS

This section details the paces and movements required in Dressage and is an extract from the FEI Rules for Dressage Events – 23<sup>rd</sup> Edition.

Please refer to the **FEI Dressage Handbook Guidelines for Judging** for further assistance for judges and riders.

### The Training Scale

There are 6 building blocks of the training scale. They must be taken in conjunction with each other.



#### 1 Rhythm (Takt)

Refers to the regularity which is the correct sequence and timing of the footfalls

#### 2 Suppleness (Losgelassenheit)

Suppleness and relaxation. The complete absence of tension, and is an essential aim of the preliminary training phase. Relaxation in both the mental and physical sense

#### 3 Contact (Anlehnung)

Is a soft, steady, connection between the rider's hands and horse's mouth. The horse should go rhythmically forward from the rider's driving aids and 'seek' a contact with the rider's hands

#### 4 Impulsion (Schwung)

The term used to describe the transmission of energy from the hindquarters being transmitted into the athletic movement of the horse

#### 5 Straightness

A horse is said to be straight when its forehead is in line with its hindquarters, that is, when its longitudinal axis is in line with the straight or curved track it is following

#### 6 Collection

To enable a horse to be collected correctly, all the former criteria must be fulfilled.

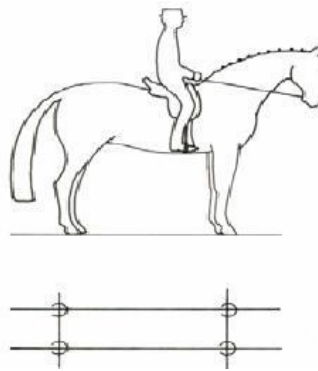
- the aim is to improve the balance and equilibrium of the horse
- to develop and increase the horse's ability to lower and engage the quarters for the benefit of the lightness and mobility of the forehead. If the carrying capacity of the hindquarters is sufficiently developed, the horse is then in a position to move in balance and self-carriage in all three paces

## 7.1 Objects and General Principles

- a) the object of Dressage is the development of the horse into a happy athlete through harmonious education as a result it makes the horse calm, supple, loose and flexible, but also confident, attentive and keen, thus achieving perfect understanding with its rider these qualities are demonstrated by:
  - the freedom and regularity of the paces
  - the harmony, lightness and ease of the movements and
  - the lightness of the forehand and the engagement of the hindquarters, originating in a lively impulsion
  - the acceptance of the bridle, with submissiveness throughout and without any tenseness or resistance
- b) the horse thus gives the impression of doing of its own accord what is required of him. Confident and attentive submitting generously to the control of the rider, remaining absolutely straight in any movement on a straight line and bending accordingly when moving on curved lines
- c) the walk is regular, free and unconstrained
- d) the trot is regular, free, supple and active
- e) the canter is united, light and balanced. The hindquarters are never inactive or sluggish. They respond to the slightest indication of the rider and thereby give life and spirit to all the rest of its body
- f) by virtue of a lively impulsion and the suppleness of the joints, free from the paralysing effects of resistance, the horse obeys willingly and without hesitation and responds to the various aids calmly and with precision, displaying a natural and harmonious balance both physically and mentally
- g) in all the work even at the halt, the horse must be 'on the bit'. A horse is said to be 'on the bit' when the neck is more or less raised and arched according to the stage of training and the extension or collection of the pace, accepting the bridle with a light and consistent soft submissive contact. The head should remain in a steady position, as a rule slightly in front of the vertical, with a supple poll as the highest point of the neck, and no resistance should be offered to the rider
- h) cadence is shown in trot and canter and is the result of the proper harmony that a horse shows when it moves with well-marked regularity, impulsion and balance
- i) cadence must be maintained in all the different trot or canter exercises and in all the variations of these paces
- j) the regularity of the paces is fundamental to Dressage

## 7.2 The Halt

- a) at the halt, the horse should stand attentive, engaged motionless, straight and square with the weight evenly distributed over all four legs. The neck should be raised, the poll as the highest point and the nose line slightly in front of the vertical. While remaining 'on the bit' and maintaining a light and soft contact with the rider's hand, the horse may quietly chew the bit and should be ready to move off at the slightest indication of the rider
- b) the halt must be shown for at least 3 seconds
- c) the halt should be shown throughout the salute
- d) the halt is obtained by the displacement of the horse's weight to the hindquarters by a properly increased action of the seat and legs of the rider, driving the horse towards a softly closed hand, causing an almost instantaneous but not abrupt halt at a previously fixed place. The halt is prepared by a series of half-halts
- e) the quality of the paces before and after the halt is an integral part of the assessment



### 7.3 The Walk

- a) the walk is a marching pace in a regular four-time beat (left hind, left fore, right hind, right fore) with equal intervals between each beat. This regularity combined with full relaxation must be maintained throughout all walk movements
- b) when the foreleg and the hind leg on the same side move almost on the same beat, the walk tends to become an almost lateral movement. This irregularity, which might become an ambling movement, is a serious deterioration of the pace
- c) the following walks are recognised – Collected, Medium, Extended and Free
- d) there should always be a clear difference in the attitude and over-tracking in these variations
- e) a 'step' in walk constitutes one step by a foreleg

#### 7.3.1 Medium Walk

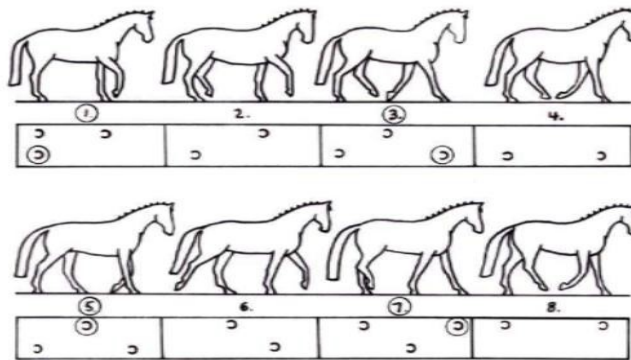
A clear, regular and unconstrained walk of moderate lengthening. The horse, remaining 'on the bit', walks energetically but relaxed, with even and determined steps, the hind feet touching the ground in front of the hoofprints of the fore feet. The rider maintains a light, soft and steady contact with the mouth, allowing the natural movement of the head and neck.

#### 7.3.2 Collected Walk

The horse, remains 'on the bit', moves resolutely forward, with its neck raised and arched and showing a clear self-carriage. The head approaches the vertical position and a light contact is maintained with the mouth. The hind legs are engaged with good hock action. The pace should remain marching and vigorous, the feet being placed in regular sequence. The steps cover less ground and are higher than at the medium walk, because all the joints bend more markedly. The collected walk is shorter than the medium walk, although showing greater activity.

#### 7.3.3 Extended Walk

The horse covers as much ground as possible, without haste and without losing the regularity of the steps. The hind feet touch the ground clearly in front of the footprints of the fore feet. The rider allows the horse to stretch out the head and neck (forward and downwards) without losing contact with the mouth and control of the poll. The nose must be clearly in front of the vertical.



**The walk is a pace in four-beat rhythm with eight phases  
(numbers in circles indicate the beat)**

#### 7.3.4 Free Walk on a Long Rein

The free walk on a long rein is a pace of relaxation in which the horse is permitted enough freedom to lower and stretch out his head and neck while the rider maintains a light contact through the rein.

#### 7.3.5 Stretching on a Long Rein

In order to execute the exercise 'stretching on a long rein' correctly:

- the rider allows the horse to take the reins gradually and smoothly as the horse stretches his neck forward and downward
- the mouth should reach more or less to the horizontal line corresponding with the point of the shoulder
- a light, elastic and consistent contact with the rider's hands must be maintained
- the horse covers as much ground as possible, without haste and with losing the regularity of his steps, the hind feet touching the ground clearly in front of the foot prints of the forefeet
- during the retake of the reins the horse must accept the contact without resistance in the jaw, mouth or poll

### 7.4 The Trot

- the trot is a two-beat pace of alternate diagonal legs (left fore and right hind leg together and vice versa) separated by a moment of suspension
- the trot should show free, active and regular steps
- the quality of the trot is judged by the general impression, i.e. the regularity and elasticity of the steps, the cadence and impulsion in both collection and extension. This quality originates from a supple back and well engaged hindquarters, and by the ability to maintain the same rhythm and natural balance within all variations of trot
- all trot-work is executed 'sitting', unless otherwise indicated in the test concerned
- the following trots are recognised – Working, Lengthening of Steps, Collected, Medium, Extended

#### 7.4.1 Working Trot

This is a pace between collected and medium trot, in which a horse's training is not yet developed enough and ready for collected movements. The horse, shows proper balance and, remaining 'on the bit', goes forward with even elastic steps and good hock action with the hind feet touching the ground in front of the footprints of the front feet. The expression 'good hock action' underlines the importance of an impulsion originating from the activity of the hindquarters.

#### 7.4.2 Collected Trot

The horse, remaining 'on the bit', moves forward with the neck raised and arched. The hocks, being well engaged and flexed, must maintain an energetic impulsion, enabling the shoulders to move with greater mobility, thus demonstrating complete self-carriage. The horse's steps are shorter than in the

other trots, elasticity and cadence are not lessened.

### 7.4.3 Medium Trot

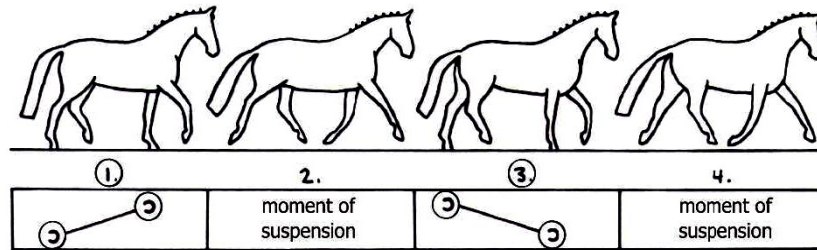
This is a pace of moderate lengthening compared to extended trot, but 'rounder' than the latter. Without hurrying the horse goes forward with clearly lengthened steps and with impulsion from the hindquarters. The rider allows the horse to carry the head a little more in front of the vertical than at the collected and the working trot, and to lower the head and neck slightly. The steps should be even, and the whole movement balanced and unconstrained.

### 7.4.4 Extended Trot

The horse covers as much ground as possible. Without hurrying the steps are lengthened to the utmost as a result of great impulsion from the hindquarters. The rider allows the horse to lengthen the frame with a controlled poll, and to gain ground. The fore feet should touch the ground on the spot towards which they are pointing. The movement of the fore and hind legs should reach equally forward in the moment of the extension. The whole movement should be well balanced and the transition to collected trot should be smoothly executed by taking more weight on the hindquarters.

### 7.4.5 Lengthening of Steps

In the national (EA) tests for Preliminary and Novice and the test for four year-old horses 'lengthening of steps is required. This is a variation between the working and medium trot in which a horse's training is not developed enough for medium trot.



### 7.4.6 Stretching on a Long Rein

- this exercise gives a clear impression of the 'throughness' of the horse and proves its balance, suppleness, obedience and relaxation in order to execute the exercise 'stretching on a long rein' correctly, the rider must lengthen the reins as the horse stretches gradually forward and downward
- as the neck stretches forward and downwards, the mouth should reach more or less to the horizontal line corresponding with the point of the shoulder
- an elastic and consistent contact with the rider's hands must be maintained
- the pace must maintain its rhythm, and the horse should remain light in the shoulders with the hind legs well engaged
- during the retake of the reins the horse must accept the contact without resistance in the mouth or poll

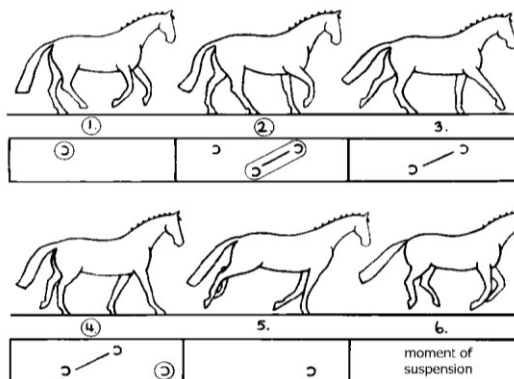
## 7.5 The Canter

- the canter is a three-beat pace where, in canter to the right the footfalls are as follows: left hind, left diagonal (simultaneously left fore and right hind), right fore, followed by a moment of suspension with all four feet in the air before the next stride begins
- the canter, always with light, cadenced and regular strides, should be moved into without hesitation
- the quality of the canter is judged by the general impression, i.e. the regularity and lightness of the steps and the uphill tendency and cadence originating from the acceptance of the bridle with



a supple poll and in the engagement of the hindquarters with an active hock action – and by the ability of maintaining the same rhythm and a natural balance, even after a transition from one canter to another. The horse should always remain straight on straight lines and correctly bent on curved lines

- d) the following canters are recognised – Working, Lengthened Strides, Collected, Medium, Extended including Counter Canter, Simple Change of Leg and Flying Change of Leg



**The canter is a pace in three beat rhythm with six phases.**

### 7.5.1 Working Canter

This is a pace between the collected and the medium canter, in which a horse's training is not yet developed enough and ready for collected movements. The horse shows natural balance while, remaining 'on the bit', and goes forward with even, light and active strides and good hock action. The expression 'good hock action' underlines the importance of an impulsion originating from the activity of the hindquarters.

### 7.5.2 Collected Canter

The horse, remaining 'on the bit', moves forward with its neck raised and arched. The hocks, being well engaged, maintain an energetic impulsion, enabling the shoulders to move with greater mobility thus demonstrating complete self-carriage and an uphill tendency. The horse's strides are shorter than in the other canters, without losing elasticity and cadence.

### 7.5.3 Medium Canter

This is a pace between working and extended canter. Without hurrying the horse goes forward with clearly lengthened strides and impulsion from the hindquarters. The rider allows the horse to carry the head a little more in front of the vertical than in the collected and working canter and at the same time allows him to lower the head and neck slightly. The strides should be balanced and unconstrained.

### 7.5.4 Extended Canter

The horse covers as much ground as possible. Without hurrying, the strides are lengthened to the utmost. The horse remains calm, light and straight as a result of great impulsion from the hindquarters. The rider allows the horse to lengthen the frame with a controlled poll and to gain ground. The whole movement should be well balanced and the transitions to collected canter should be smoothly executed by taking more weight on the hindquarters.

### 7.5.5 Lengthening of Strides

In the national (EA) Novice tests and the test for four-year-old horses 'lengthening of strides' is required. This is a variation between the working and medium canter in which a horse's training is not developed enough for medium canter.

### 7.5.6 Counter-Canter

The counter-canter is a balancing and straightening movement that must be executed in collection. The horse canters in correct sequence with the outside foreleg leading with positioning to the side of the leading leg. The foreleg should be aligned to the same track as the hindleg.

### **7.5.7 Simple Change of Leg at the Canter**

This is a movement in which, after a direct transition out of the canter into a walk, with three to five clearly defined walk steps, a transition is made into the other canter lead.

### **7.5.8 Flying Change of Leg**

- a) the aim of the flying changes is to show the reaction, sensitivity and obedience of the horse to the aids for the change of leg
- b) the flying change is performed in one stride with the front and hind legs changing at the same moment. The change of the leading front leg and hind leg takes place during the moment of suspension. The aids should be precise and unobtrusive
- c) flying changes of leg can also be executed in series, for instance at every 4th, 3rd, 2nd or at every stride
- d) the horse, even in the series, remains light, calm and straight with lively impulsion, maintaining the same rhythm and balance throughout the series concerned. In order not to restrict or restrain the lightness and fluency and groundcover of the flying changes of leg in series, enough impulsion must be maintained

### **7.5.9 Give and Retake the Reins in Canter**

- a) give and retake the reins is a test of self-carriage and whether or not the contact is correct
- b) in order to execute the exercise correctly, for two or three strides the rider moves his hands forward along the neck, giving up the contact with the horse's mouth
- c) the horse maintains the same position of head and neck throughout the exercise

## **7.6 The Rein-Back**

- a) the rein-back is a rearward diagonal movement with a two-beat rhythm but without a moment of suspension
- b) each diagonal pair of legs is raised and returned to the ground alternatively, with the forelegs aligned on the same track as the hindlegs
- c) during the entire exercise, the horse, should remain 'on the bit', maintaining its desire to move forward
- d) anticipation or precipitation of the movement, resistance to or evasion of the contact, deviation of the hindquarters from the straight line, spreading or inactive hind legs and dragging forefeet are serious faults
- e) the steps are counted as each foreleg moves back
- f) after completing the required number of steps backward, the horse should show a square halt, or move forward in the required pace immediately
- g) in tests where a rein back of one horse's length is required, it should be executed with three or four steps
- h) rein back series (Schaukel or see-saw) is a combination of two rein-backs with walk steps in between. It should be executed with fluent transitions and the required number of steps

## **7.7 The Transitions**

The changes of pace and variations within the paces should be exactly performed at the prescribed marker. The cadence (except in walk) should be maintained up to the moment when the pace or movement is changed or the horse halts. Transitions within the pace must be clearly defined whilst maintaining the same rhythm and cadence throughout. The horse should remain light in hand, calm and maintain a correct position. The same applies to transitions from one movement to another, for instance from the passage to the piaffe and vice-versa.

## 7.8 The Half-Halts

Every movement or transition should be invisibly prepared by barely perceptible half-halts. The half-halt is an almost simultaneous, coordinated action of the seat, the legs and the hand of the rider, with the object of increasing the attention and balance of the horse before the execution of the movements or transitions to lower and higher paces. In shifting slightly more weight onto the horse's hindquarters, the engagement of the hind legs and the balance on the haunches are improved for the benefit of the lightness of the forehand and the horse's balance as a whole.

## 7.9 Changes of Directions

- a) at changes of direction, the horse should adjust the bend of its body to the curvature of the line it follows, remaining supple and following the indications of the rider, without any resistance or change of pace, rhythm or speed
- b) changes of direction can be executed in the following ways:
  - right angle turns including riding through the corner (one quarter of a volte of approx 6m diameter)
  - short and long diagonal
  - half-voltes and half-circles, with changes of rein
  - half-pirouettes and turn on the haunches
  - serpentine loops
  - counter changes of hand in zigzag\*. The horse should be straight for a moment before changing direction

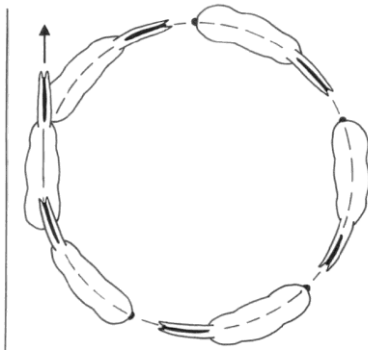
\* Zigzag: A movement containing more than two half-passes with changes of direction

## 7.10 Figures

The figures asked in Dressage tests are the voltes, serpentines and the figures of eight.

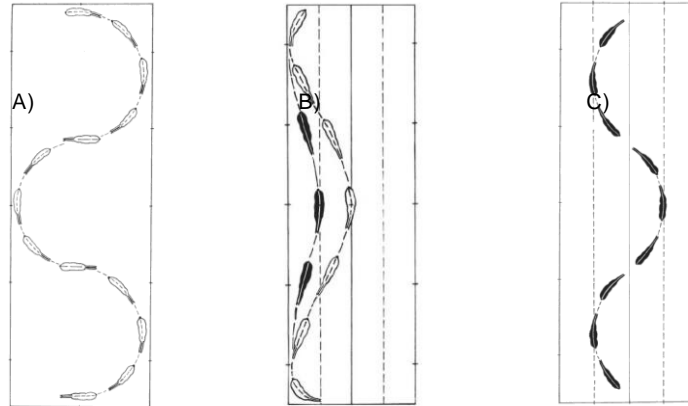
### 7.10.1 Volte

The Volte is a circle of 6, 8 or 10 metres diameter. If larger than 10 metres it is a circle.



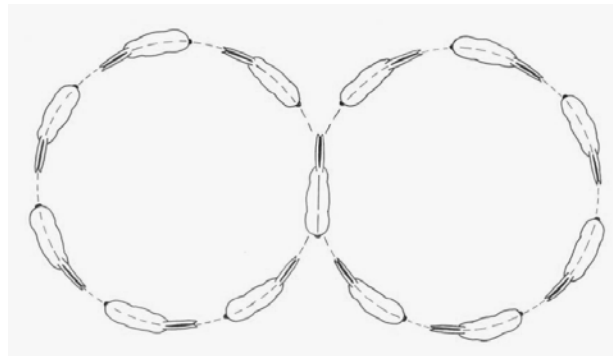
### 7.10.2 Serpentine

The serpentine with several loops touching the long side of the arena consists of half-circles connected by a straight line. When crossing the centre line the horse should be parallel to the short side (a). Depending on the size of the half-circles the straight connection varies in length. Serpentine with one loop on the long side of the arena are executed with a 5m or 10m distance from the track (b). Serpentine around the centre line are executed between the quarter lines (c).



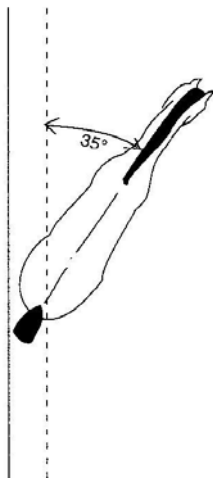
### 7.10.3 Figure of Eight

This figure consists of two voltes or circles of equal size as prescribed in the test, joined at the centre of the eight. The rider should make his horse straight an instant before changing direction at the centre of the figure.

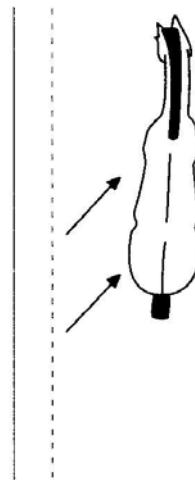


### 7.11 Leg-Yielding

- the aim of leg-yielding is to demonstrate the suppleness and lateral responsiveness of the horse.
- the exercise is performed in working trot
- the horse is almost straight, except for a slight flexion at the poll away from the direction in which it moves, so that the rider is just able to see the eyebrow and nostril on the inside
- the inside legs pass and cross in front of the outside legs
- leg-yielding should be included in the training of the horse before it is ready for collected work. Later on, together with the more advanced shoulder-in movement, it is the best means of making a horse supple, loose and unconstrained for the benefit of the freedom, elasticity and regularity of its paces and the harmony, lightness and ease of its movements.
- leg-yielding can be performed 'on the diagonal', in which case the horse should be as nearly as possible parallel to the long sides of the arena, although the forehand should be slightly in advance of the hindquarters. It can also be performed 'along the wall', in which case the horse should be at an angle of about 35 degrees to the direction in which he is moving (see illustration 5)



Leg yielding along the wall



Leg yielding on the diagonal

## 7.12 The Lateral Movements

- the main aim of lateral movements (except leg-yielding) is to develop and increase the engagement of the hindquarters and thereby also the collection
- in all lateral movements – shoulder-in, travers, renvers, half-pass – the horse is slightly bent and moves with the forehand and the quarters on different tracks
- the bend or flexion must never be exaggerated so that it impairs the rhythm, the balance and fluency of the movement
- in the lateral movements, the pace should remain free and regular, maintaining a constant impulsion, yet it must be supple, cadenced and balanced. The impulsion is often lost because of the rider's preoccupation with bending the horse and pushing it sideways

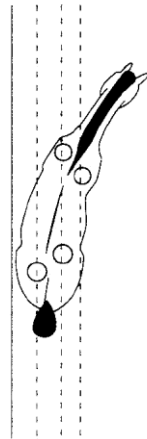
### 7.12.1 Shoulder-In

The exercise is performed in collected trot. The horse is ridden with a slight but uniform bend around the inside leg of the rider maintaining engagement and cadence at a constant angle of approximately 30 degrees. The rider's inside foreleg passes and crosses in front of the outside foreleg; the inside hind leg steps forward under the horse's body weight following the same track of the outside fore leg, with the lowering of the inside hip. The horse is bent away from the direction from which it is moving (see illustration 1).

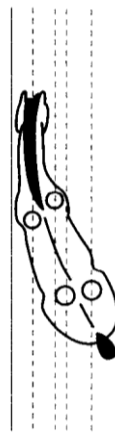
### 7.12.2 Travers

- the aim of the travers is to show a fluent collected trot movement on a straight line and a correct bend. Front and hind legs are crossing, balance and cadence are maintained
- this exercise can be performed in collected trot or collected canter
- the horse is slightly bent around the inside leg of the rider but with a greater degree of bend than in shoulder-in
- a constant angle of approximately 35 degrees should be shown (from the front and from behind one sees four tracks)
- the forehand remains on the track and the quarters are moved inwards
- the horse's outside legs pass and cross in front of the inside legs. The horse is bent in the direction in which he is moving
- to start the travers, the quarters must leave the track or, after a corner or circle, are not brought back onto the track
- at the end of the travers, the quarters are brought back on the track (without any counter-flexion of

the poll/neck) as one would finish a circle (see illustration 2)



**Shoulder in**



**Travers**

### 7.12.3 Renvers

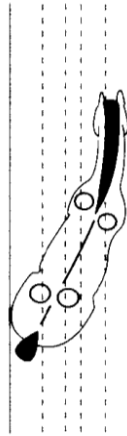
- the aim of renvers is to show a fluent collected trot movement on a straight line with a greater degree of bend than in should-in. fore and hind legs cross, balance and cadence are maintained
- this is the inverse movement in relation to travers
- the hindquarters remain on the track while the forehand is moved inward
- to finish the renvers the forehand is aligned with the quarters on the track. Otherwise, the same principles and conditions that apply to travers are applicable as at renvers (see illustration 3)
- the horse is slightly bent around the leg of the rider
- the horse's outside legs pass and cross in front of the inside legs
- the horse is bent in the direction in whilst it is moving. (see illustration 3)

### 7.12.4 Half-Pass

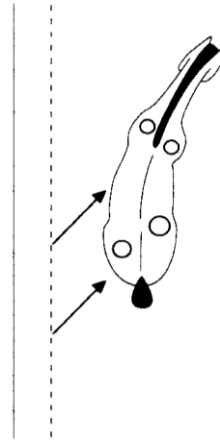
- the aim of half-pass in **trot** is to show a fluent collected trot movement on a diagonal line with a greater degree of bend than in shoulder-in
- fore and hind legs cross, balance and cadence are maintained
- the aim of half-pass in **canter** is to both demonstrate and develop the collection and suppleness of the canter by moving fluently forwards and sideways without any loss of rhythm, balance or softness and submission to the bend

This is a variation of travers, executed on a diagonal line instead of along the wall. It can be performed in collected trot or collected canter.

- the horse should be slightly bent in the direction in which it is moving and bent around the inside leg of the rider
- the horse should maintain the same cadence throughout the whole movement. In order to give more freedom and mobility to the shoulders, it is of great importance that the impulsion is maintained, especially the engagement of the inside hind leg
- the horse's body is nearly parallel to the long side of the arena with the forehand slightly in advance of the hindquarters



**Renvers**



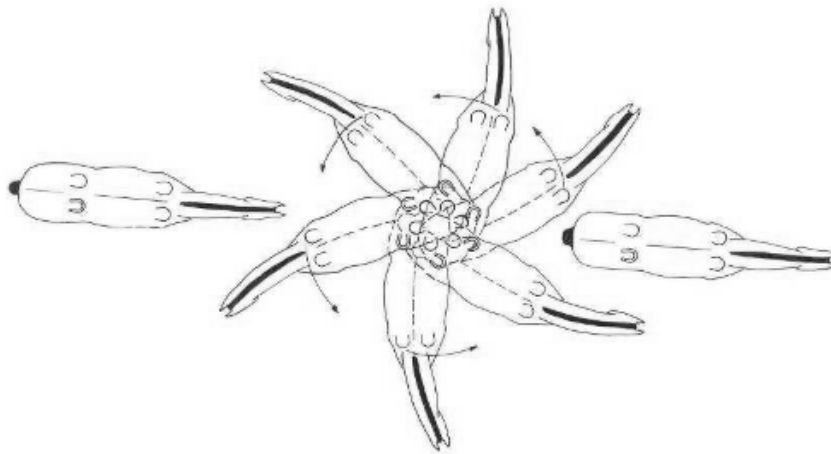
**Half-Pass**

## 7.13 The Pirouette, the Half-Pirouette and Turn on the Haunches

### 7.13.1 Pirouette/Half-Pirouette

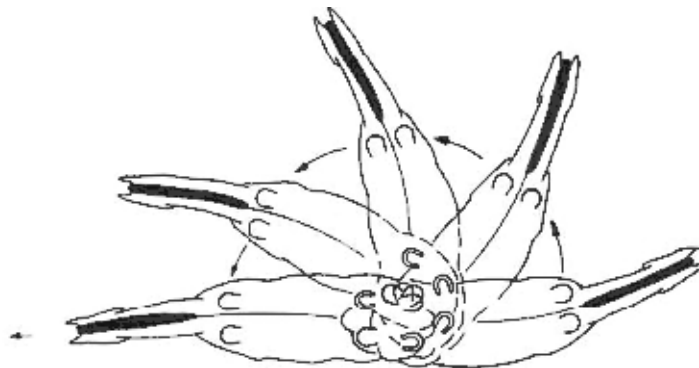
Aim of the pirouette and half-pirouette in canter is to demonstrate the willingness of the horse to turn around the inside hind leg on a small radius, slightly bent in the direction of the turn while maintaining the activity and the clarity of the canter, the straightness and the balance before and after the figure and clear canter strides during the turn. In the pirouette or half-pirouette in canter, the judges should be able to recognise a real canter stride although the feet of the diagonal – inside hind leg, outside front leg – are not touching the ground simultaneously.

- a) the pirouette is a turn of 360 degrees/180 degrees executed on two tracks, with a radius equal to the length of the horse and the forehand moving round the haunches
- b) pirouettes/half-pirouettes are usually carried out at collected walk or canter but can also be executed at piaffe
- c) at the pirouette/half-pirouette the forefeet and outside hind foot move round the inside hind foot. The inside hind leg describes a circle as small as possible
- d) at whatever pace the pirouette/half-pirouette is executed, the horse, slightly bent in the direction in which he is turning, remaining 'on the bit' with a light contact, turning smoothly around, maintaining sequence and timing of foot-falls of that pace. The poll stays the highest point during the entire movement
- e) during pirouettes/half-pirouettes the horse should maintain its activity (walk also included) and never move backwards or sideways
- f) in executing the pirouette or the half-pirouette in canter, the rider should maintain lightness of the horse while accentuating the collection. The hindquarters are well engaged and lowered and show a good flexion of the joints. An integral part of the movement is the canter strides before and after the pirouette. The strides should show an increased activity and collection before the pirouette and the balance being maintained at the end of the pirouette
- g) the quality of pirouettes/half-pirouettes is judged according to the
- h) suppleness, lightness, cadence and regularity, and the precision and smoothness of the entrance and exit. Pirouettes/half-pirouettes at canter should be executed in 6 to 8 strides (full pirouette) and 3 to 4 strides (half-pirouette)



### 7.13.2 Half-pirouette in Walk (180 degrees)

The half-pirouettes in walk (180 degrees) are executed out of collected walk with the collection being maintained throughout the exercise. When the horse exits the half-pirouette it returns to the initial track without crossing the hind legs.



### 7.13.3 Turn on the Haunches from Walk (180 degrees)

For younger horses that are still not able to show collected walk the 'turn on the haunches' is an exercise to prepare the horse for collection. The 'turn on the haunches' is executed out of medium walk prepared by half halts to shorten the steps a little to improve the ability to bend the joints of the hindquarters. The horse does not halt before or after the turn. The 'turn on the haunches' can be executed on a larger radius (approx. 0.5m) than the pirouette in walk, but the demands of the training scale concerning rhythm, contact, activity and straightness are the same.

### 7.13.4 Turn on the Haunches from Halt to Halt (180 degrees)

To maintain the forward tendency of the movement, 1 or 2 forward steps at the beginning of the turn are permitted. The same criteria apply as for the turn on the haunches from walk.



## 7.14 The Passage

The aim of passage is to demonstrate the highest degree of collection, cadence and suppleness in the trot.

- a) passage is a measured, very collected, elevated and cadenced trot. It is characterised by a pronounced engagement of the hindquarters, a more accentuated flexion of the knees and hocks, and the graceful elasticity of the movement. Each diagonal pair of feet is raised and returned to the ground alternately, with cadence and a prolonged suspension
- b) in principle, the height of the toe of the raised foreleg should be level with the middle of the cannon bone of the other foreleg. The toe of the raised hind leg should be slightly above the fetlock joint of the other hind leg
- c) the neck should be raised and gracefully arched with the poll as the highest point and the nose line close to the vertical. The horse should remain light, and soft 'on the bit' without altering the cadence. The impulsion remains lively and pronounced
- d) irregular steps with the hind or front legs, swinging the forehand or the hindquarters from one side to the other as well as jerky movements of the forelegs or the hind legs or dragging the hind legs or double beat in the moment of suspension are serious faults

## 7.15 The Piaffe

The aim of piaffe is to demonstrate the highest degree of collection while giving the impression of remaining in place.

- a) piaffe is a highly collected, cadenced, elevated diagonal movement giving the impression of remaining in place. The horse's back is supple and elastic. The hindquarters are lowered; the haunches with active hocks are well engaged, giving great freedom, lightness and mobility to the shoulders and forehand. Each diagonal pair of legs is raised and returned to the ground alternately, with spring and an even cadence
- b) in principle, the height of the toe of the raised foreleg should be level with the middle of the cannon bone of the other supporting foreleg. The toe of the raised hind leg should reach just above the fetlock joint of the other supporting hind leg
- c) the neck should be raised and gracefully arched, with the poll as the highest point. The horse should remain 'on the bit' with a supple poll, maintaining a contact. The body of the horse should move in a supple, cadenced and harmonious movement
- d) piaffe must always be animated by a lively impulsion and characterised by perfect balance. While giving the impression of remaining in place there may be a visible inclination to advance, this being displayed by the horse's eager acceptance to move forward as soon as it is asked
- e) moving even slightly backwards, irregular or jerky steps with the hind or front legs, no clear diagonal steps, crossing either the fore or hind legs or swinging either the forehand or the hindquarters from one side to the other, getting wide behind or in front, moving too much forward or double-beat rhythm are all serious faults

## 7.16 The Impulsion/ The Submission

### 7.16.1 Impulsion

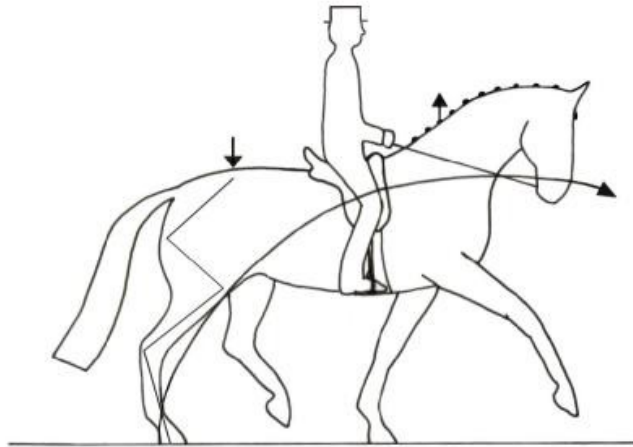
- a) impulsion is the term used to describe the transmission of an eager and energetic, yet controlled, propulsive energy generated from the hindquarters into the athletic movement of the horse. Its ultimate expression can be shown only through the horse's soft and swinging back by gentle contact with the rider's hand
- b) speed, of itself, has little to do with impulsion; the result is more often a flattening of the paces. A visible characteristic is a more pronounced articulation of the hind leg, in a continuous rather than staccato action. The hock, as the hind foot leaves the ground, should first move forward rather than being pulled upwards, but certainly not backwards
- c) a prime ingredient of impulsion is the time the horse spends in the air rather than on the ground. Impulsion is, therefore, seen only in those paces that have a period of suspension
- d) impulsion is a precondition for a good collection in trot and canter
- e) if there is no impulsion, then there is nothing to collect

### 7.16.2 Submission

- a) submission does not mean subordination, but an obedience revealing its presence by a constant attention, willingness and confidence in the whole behaviour of the horse as well as by the harmony, lightness and ease he is displaying in the execution of the different movements
- b) the degree of submission is also demonstrated by the way the horse accepts the bit with light and soft contact and a supple poll. Resistance to or evasion of the rider's hand being either 'above the bit' or 'behind the bit' demonstrates lack of submission. The main contact with the horse's mouth must be through the snaffle bit
- c) putting out the tongue, keeping it above the bit or drawing it up altogether, as well as grinding the teeth or agitation of the tail, are mostly signs of nervousness, tension or resistance on the part of the horse and must be taken into account by the judges in their marks for the movement concerned as well as the collective mark for 'submission'.
- d) the first thought when considering submission is willingness, that the horse understands what is being asked of it and is confident enough in the rider to react to the aids without fear or tension
- e) the horse's straightness, uphill tendency and balance enable it to stay in front of the rider's legs and go forward into an accepting and self-carrying contact with the bit. This is what really produces the picture of harmony and lightness
- f) fulfilling the main requirements/movements of a Dressage test is the main criterion for submission.

### 7.17 The Collection

- a) the aim of the collection of the horse is to:
  - further develop and improve the balance and equilibrium of the horse, which has been more or less displaced by the additional weight of the rider
  - develop and increase the horse's ability to lower and engage its hindquarters for the benefit of the lightness and mobility of its forehand
  - add to the 'ease and carriage' of the horse and to make him more pleasurable to ride
- b) collection is developed through the use of half-halts and the use of lateral movements shoulder-in, travers, renvers and half-pass
- c) collection is improved and achieved by the use the seat and legs and containing hands to engage the hind legs. The joints bend and are supple so that the hind legs can step forward under the horse's body
- d) however, the hind legs should not be engaged too far forward under the horse, that they shorten the base of support excessively, thereby impeding the movement. In such a case, the line of the back would be lengthened and raised too much, in relation to the supporting base of the legs, the stability would be impaired and the horse would have difficulty in finding a harmonious and correct balance
- e) on the other hand, a horse with an over-long base of support, which is unable or unwilling to engage its hind legs forward under its body, will never achieve acceptable collection, characterised by 'ease and carriage' as well as a lively impulsion, originating from the activity of the hindquarters
- f) the position of the head and neck of a horse at the collected paces is naturally dependent on the stage of training and, to some degree, on its conformation. It is distinguished by the neck being raised without restraint, forming a harmonious curve from the withers to the poll, being the highest point, with the nose slightly in front of the vertical
- g) at the moment the rider applies his aids to obtain a momentary and passing collecting effect, the head may become more or less vertical
- h) the arch of the neck is directly related to the degree of collection



## 7.18 The Position and Aids of the Rider

- a) All the movements should be obtained with imperceptible aids and without apparent effort of the rider. The rider should be well balanced, elastic, sitting deep in the centre of the saddle, smoothly absorbing the movement of the horse with his loins and hips, supple thighs with the legs steady and stretched well down. The heels should be the lowest point. The upper part of the body should be tall and supple. The contact should be independent from the rider's seat. The hands should be carried steadily close together, with the thumb as the highest point and a straight line from the supple elbow through the hand to the horse's mouth. The elbows should be close to the body. All of these criteria enable the rider to follow the movements of the horse smoothly and freely
- b) The effectiveness of the rider's aids determine the precise fulfilment of the required movements of the tests
- c) There shall always be the impression of harmonious cooperation between horse and rider
- d) Riding with both hands is obligatory in tests
- e) Riding with reins in one hand is however permitted in the Freestyle Tests
- f) When leaving the arena at a walk on a long rein, after having finished the test, the rider may, at his own discretion, ride with only one hand

### 7.18.1 Use of Voice

The use of the voice or clicking the tongue repeatedly as an aid is a serious fault, which should be considered in the mark for the movement.

## **SECTION 8 – AUSTRALIAN/STATE DRESSAGE CHAMPIONSHIPS AND FEI SANCTIONED EVENTS**

### **AUSTRALIAN DRESSAGE CHAMPIONSHIPS**

#### **8.1 Administration**

- a) The draft schedule must be submitted to the ADC for approval at least six (6) months prior to the event
- b) There must be two competitions only at each level from Elementary to Advanced (inclusive)
- c) The tests to be used must include the highest test in the level
- d) All levels of FEI competitions must be included
- e) Other levels and tests may also be included (particularly Novice and Freestyles)
- f) A maximum of 35 horses may start in any competition up to Intermediate I
- g) The number of entries permitted per competition must not be set at less than 30, excluding Freestyles
- h) Competitions must not be run in divisions, but reserve lists based on ranking may be established
- i) The closing date of entries must be not more than 6 weeks and not less than 4 weeks before the start of the Championships
- j) There must be a timed draw made available to competitors for:
  - EA competitions - at least 24 hours before the competition commences
  - FEI-sanctioned competitions – as required under FEI rules
- k) The competitor's state of origin must be included in the state list, draw and program

#### **8.2 Conditions of Entry**

- a) All qualifying scores must have been obtained in Official Competitive competitions
- b) Horses must exceed 149 cm with shoes or 148cm without shoes
- c) The qualifying period is the 12 months immediately prior to the close of entries
- d) Horses must qualify at the level they are entering with one score as follows:
  - at least one qualifying score to have been obtained by the nominated horse/rider
  - only one score from a competition with one judge to be accepted per combination
  - Novice – at least 68%
  - Elementary – at least 65%
  - Medium and Advanced – at least 62%
  - Prix St Georges- at least 62%
  - Intermediate I – at least 62%
  - Intermediate B (Intermediate A can be used as a qualification to Intermediate B) - at least 60%
  - Intermediate II and Grand Prix – at least 60%
  - one HC result in an Official competitive competition will count as a qualification
  - horses ranking for balloting will be based on the average of their qualifying percentages at each level
  - balloting will take place based on the average of the three best performances at each level
  - where three performances will take precedence over two performances etc.
  - in exceptional circumstances, consideration may be given for a horse that has two high qualifying scores to be ranked above horses with three lower scores on approval by the ADC
  - Eventing Dressage is not considered as a qualification
  - horses may only enter two consecutive levels
- e) No horse may take part with more than one rider in an Australian Championship, unless a derby or special competition requires a change of rider. In this case, a specified time will be allotted to the rider for warming-up

### 8.3 Competition Conditions

- a) No test may be commanded
- b) During the four days preceding the first day of competition of the event as well as for the duration of the whole event, horses entered in the Championship may only be ridden and schooled by the rider competing on that horse
- c) A groom mounted in the saddle may walk the horse on a long rein only
- d) Lunging or work in-hand by someone other than the nominated rider is permitted
- e) The Grand Prix Special and Grand Prix Freestyle are limited to combinations that have achieved at least 58% in the Grand Prix competition

### 8.4 Withdrawals

- a) No competitor shall withdraw from a competition within eight hours of its commencement without the permission of the OC
- b) A written statement giving reasons for any withdrawal must be handed to the Secretary of the Event prior to the commencement of the competition
- c) Penalty for non-compliance is a maximum fine of \$AUD200
- d) Horses withdrawn may be subject to a veterinary inspection

### 8.5 Other Requirements

- a) Competitors must notify their State Branch of their intention to compete at the Australian Championships as follows
- b) Advising the levels they have entered
- c) Notify their State Branch immediately of any change to their plans
- d) Two places in each competition (excluding Freestyles) are reserved at the Australian Championships for the highest qualified combinations from each State provided that the horse/rider have been approved/nominated by the State Branch
- e) In the event of a withdrawal of a State combination accepted under this rule the OC must fill the vacancy with an entry from that State
- f) The remainder of the available spaces to be filled by taking the horses in order from the ranked list

### 8.6 Teams

Team entries must be made by State Branches before the closing date of entries.

#### 8.6.1 State Teams Competitions

- a) two State Teams Competitions must be held
  - Elementary, Medium and Advanced level
  - Prix St Georges, Intermediate I and Intermediate 11 level
- b) declaration of the team must be made in writing to the OC by the relevant Chefs d'Equipe by 5.00pm the day before the start of the event
- c) the team test will be the highest test at the relevant level
- d) a team shall consist of three different horses and three different riders that are resident and members of that state
- e) a horse may only compete in one team
- f) only one team per State in each category
- g) in the case of accident or illness, a nominated individual rider and/or horse, which have been declared as a starter, may be substituted for one of the team member riders and/or horses up to one hour before the start of the relevant competition
  - if the withdrawal is caused by the illness of the rider they may take no further part on any horse in the event
  - if the withdrawal is based on veterinary advice the horse may take no further part in the event
  - in the latter case the nominated rider is permitted to fulfil other riding engagements on other horses
- h) the rider and/or horse that has had to withdraw, may not then start as an individual entry from the time of withdrawal for the remainder of the event

- i) the winning team is the one having the highest total score, the second is the one with the next highest total score, and so on
- j) in case of equality of marks, the winning team is the one where the lowest level competitor has the best result
- k) where there are insufficient entries to enable a State Team to be entered the smaller states may combine to enter a mixed state team

### **8.6.2 Open Teams Competitions**

Individual entries must be made by competitors before the closing date of entries.

- a) an open teams competition may be included in the schedule for the Australian Championships, but must be separate from the State Teams competition
- b) an Open Teams competition must be run at the same levels as the State team competitions
- c) declaration of team must be made in writing to the OC by a designated team member by 5pm on the day before the start of the event
- d) the team test will be the highest test at the relevant level
- e) the following criteria will apply:
  - riders may compete in more than one open team
  - horses may not compete in more than one open team
  - a combination which forms part of a State team may compete also in an open team competition
  - open teams may comprise horses and riders from any State(s)
    - the winning team is the one having the highest total score, the second is the one with the next highest total score, and so on
    - in case of equality of marks, the winning team is the one whose lowest level competitor has the highest percentage over both tests

## **8.7 Officials**

### **8.7.1 Chefs d'Equipe**

- a) a State who is represented by two or more competitors at an Australian Championship, must appoint a Chef d'Equipe
- b) the Chef d'Equipe is responsible for all the competitors and horses entered for that State
- c) protests may only be lodged by the relevant Chef d'Equipe
- d) refer to Section 4 for further information on the role

### **8.7.2 Judges**

- a) must include at least six from overseas or interstate
- b) Australian judges must be of at least C level
- c) overseas judges must be on the official dressage judges list of the country in which they are domiciled
- d) there must be at least three judges for each competition
  - for National competitions no more than two judges are to come from one State per competition
  - for FEI level competitions judges must come from at least three different States
  - wherever possible different judging combinations should be used for each competition
  - wherever possible avoid the use of the same judges for consecutive levels
- e) accommodation and travelling expenses must be paid for all judges not domiciled in the host State, unless there is some special arrangement
- f) a reserve judge who is capable of judging FEI tests must be available at the venue each day

### **8.7.3 Appeal Committee**

An Appeal Committee consisting of a President and two or four members must be appointed to make decisions outside the jurisdiction of the Ground Jury. Refer Section 4.

#### **8.7.4 Technical Delegate (TD)**

A TD will be appointed by the ADC to approve all administrative arrangements for the event from the time of appointment to the end of the event.

- a) it is recommended that the TD be a resident of Australia
- b) the TD may be a member of the Ground Jury
- c) refer to Section 4 for further information on the role

#### **8.7.5 Organising Committee Report**

A written report must be submitted by the OC to the first meeting of the ADC after the conclusion of the Championships.

### **8.8 Horse Inspections and Swabbing**

- a) all such inspections will be conducted in accordance with Article 1011 of the Veterinary Regulations and Annex 1 of the FEI Dressage Rule Book
- b) horse inspections will be held for Grand Prix horses at Australian Championships
- c) horses in the Australian Finals of International competitions will also be required to undergo horse inspection
- d) random swabbing must be conducted in accordance with the EA National Medication Control Policy
- e) three swabs, at least, must be taken at national events

### **8.9 Presentations and Awards**

- a) championships are to be decided on points system
- b) all competing horses will be ranked on the combined results of tests at each level
- c) the first placed horses will get 30 points, second will get 29 points, third will get 28 points and so on to the last placed horse
- d) where there are equal places full points for the place are awarded as follows:
  - first placed horses will be allocated 30 points
  - second will be allocated 29 points
  - third will be allocated 28 points and so onto the last placed horse
  - in the event of a tie, the Champion will be the horse with the highest aggregate percentage at that level
  - in the event of a further tie, the horse with the highest percentage in the higher competition at that level will be deemed the Champion.
- e) the Australian Grand Prix Champion is the combination who achieves the best two scores in either:
  - The Grand Prix and Grand Prix Freestyle
  - The Grand Prix and the Grand Prix Special
- f) where both a CDN and CDI-W are offered, only CDI-W Grand Prix performances will count

### **8.10 Ground Facilities**

- a) apart from the competition arenas, a full size arena of a similar surface to the competition arena shall be available for warming-up purposes
- b) stabling for visiting horses must be provided not too far from the competition grounds

## **STATE DRESSAGE CHAMPIONSHIPS, AUSTRALIAN AND STATE YOUNG RIDER AND PONY CHAMPIONSHIPS**

For any type of Australian Championship, the draft schedule must be submitted to the ADC for approval at least six (6) months prior to the event

### **8.11 State Dressage Championships**

SDAs are to conduct their State Championships using the same rules as for the Australian Championships detailed above, with the following exceptions:

- a) qualifying percentage to be determined by the SDA
- b) at least two (2) accredited judges are required to judge each competition
- c) minimum of 3 judges for FEI competitions
- d) a minimum of two interstate (from different states) A or B level accredited judges must be on the Ground Jury
- e) reserving 2 places in each competition for the highest qualified combinations from each state is at the discretion of the SDA
- f) it is up to the state to determine if ponies are to be included
- g) the highest level test at each level is not compulsory but must be used if an NOAS judge's practical exam is scheduled
- h) competitions may be run in Sections
- i) a TD to be appointed by the SDA
- j) the Schedule to be approved by the SDA
- k) the SDA can determine what levels are to be held e.g. Prelim, Nov etc

### **Note for 8.12 and 8.13 regarding scores from State and National Interschool Events:**

The ADC recommends that scores from State and National Interschool Championships, (and IS competitions in Queensland of Elementary and above held south of Rockhampton), be accepted as qualifying scores for State and National Youth Championships, as long as they follow the requirements of the Competitive Judge Table (Refer to 3.21).

### **8.12 The Australian Youth Dressage Championships 10 – 25 years old.**

The Australian Youth Dressage Championships are in principle to be conducted using the same rules as for the above Australian championships with the following exceptions:

- a) the draft schedule is to be forwarded to the ADC for approval at least six months prior to the event
- b) qualifying performances are to be determined by the ADC
- c) two places in each competition (excluding Freestyles) are reserved for the highest qualified combinations from each State
- d) judges must be at least C level. Approval of the ADC is required if it is proposed to use lower level judges
- e) a minimum of two accredited judges are required for each EA level competition
- f) a minimum of three judges for FEI level competitions
- g) a minimum of two interstate (from different states) A or B level accredited judges must be on the Ground Jury
- h) the competitors state of origin must be included in the programme and draw
- i) all horses and/ponies must hold EA registration and Ponies must have a height certificate provided with entry
- j) along with EA national tests at all levels, all FEI level tests for young riders, juniors and ponies to be scheduled and limited to FEI age groups i.e. FEI Pony tests are restricted to the FEI ages 12 to 16
- k) an additional Small Tour program for age group 22-25 year olds to be included (PSG, Inter I, Inter I freestyle)
- l) no FEI sanctioned events to be scheduled (e.g. CDIY)
- m) the highest level test at each level is compulsory
- n) competitions may be run in Sections
- o) if pony competitions for adult riders are included they are to be scheduled as a separate event.



### **8.13 State Youth Dressage Championships**

State Young Riders Dressage Championships are in principle to be conducted using the same rules as for the above Australian championships with the following exceptions:

- a) qualifying performances to be determined by the SDA
- b) judges must be at least D level
- c) a minimum of two accredited judges are required for each EA competition
- d) a minimum of three judges for FEI competitions
- e) a minimum of two interstate (from different states) A or B level accredited judges must be on the Ground Jury
- f) the competitors state of origin must be included in the programme and draw
- g) all horses and/ponies must hold EA registration
- h) the highest level test at each level is not compulsory but must be used if an NOAS Judges practical exam is scheduled
- i) competitions may be run in Sections

### **8.14 Australian Pony Dressage Championships**

Australian Pony Dressage Championships are in principle to be conducted using the same rules as for the above Australian championships with the following exceptions:

- a) the draft schedule is to be forwarded to the ADC for approval at least six months prior to the event
- b) qualifying performances are to be determined by the ADC
- c) FEI Pony tests, if included, are restricted to the FEI Pony Rider ages 12 to 16
- d) two places in each competition (excluding Freestyles) are reserved for the highest qualified combinations from each State
- e) judges must be at least C level. Approval of the ADC is required if it is proposed to use lower level judges
- f) a minimum of two accredited judges are required for each EA competition
- g) a minimum of three judges for FEI level competitions
- h) a minimum of two interstate (from different states) A or B level accredited judges must be on the Ground Jury
- i) the competitors state of origin must be included in the programme and draw
- j) all horses and/ponies must hold EA registration
- k) the highest level test at each level is compulsory
- l) competitions may be run in Divisions

### **8.15 State Pony Dressage Championships**

State Pony Dressage Championships are in principle to be conducted using the same rules as for the above Australian championships with the following exceptions:

- a) FEI Pony tests, if included, are restricted to the FEI ages 12 to 16
- b) qualifying performances to be determined by the SDA
- c) judges must be at least D level
- d) a minimum of two accredited judges are required for each EA competition
- e) a minimum of three judges for FEI level competitions
- f) a minimum of two interstate (from different states) A or B level accredited judges must be on the Ground Jury for NSW, QLD and VIC events
- g) a minimum of 2 interstate judges are strongly recommended for the Ground Jury for the NT, SA.TAS & WA events
- h) the competitors state of origin must be included in the programme and draw
- i) all horses and/ponies must hold EA registration
- j) the highest level test at each level is not compulsory but must be used if an NOAS judges practical exam is scheduled
- k) competitions may be run in Sections

## **8.16 Australian Prix St Georges Stars of the Future**

The PSG Stars of the Future is promotional competition to show case our up and coming FEI horses. The PSG Stars of the Future Final will be held in conjunction with the Australian Dressage Championships each year.

### **8.16.1 Conditions**

- a) horse must be registered with EA and hold a current Dressage performance card/Competitors license
- b) riders and owners must be financial members of the EA
- c) horses must exceed 149cm with shoes or 148cm without shoes
- d) horses may enter qualifying competitions once they have turned 7 years of age (1 August for Southern Hemisphere horses, 1 January for Northern Hemisphere horses)
- e) horses must be 10 years or under at the closing date of entries
- f) all Official PSG competitions are considered to be qualifying competitions wherever held in Australia providing:
  - g) there are at least 2 judges, one of whom must be an A level judge
  - h) it is recommended that there be 3 judges where possible
  - i) if 3 judges then at least one must be A level or above, the other two may be B level
  - j) the qualifying period is from the closing date of entries for the Australian Dressage Championships up to and including the next closing date of entries for the Australian Dressage Championships (e.g. 16/9/10 to 15/9/11)
  - k) riders will be required to nominate for the PSG Challenge Final at the time of entering the Australian Dressage Championships
  - l) horses must qualify by submitting 3 qualifying scores of 60% or better gained during the qualifying period
  - m) the 12 highest ranked horses will be eligible to compete in the Final providing the average qualifying score is at least 65%
  - n) the Ground Jury of the Final:
    - may consist of 5 or 3 members
    - must include at least two foreign FEI judges from different countries
    - other members of the Ground Jury must be at least A level

## **8.17 FEI Sanctioned Competitions**

Refer FEI Dressage Rules and FEI World Cup Rules [www.fei.org](http://www.fei.org) in conjunction with the rules for FEI World Cup™ Dressage.

Rules for the Pacific League (Australia and New Zealand) available at [www.equestrian.org.au](http://www.equestrian.org.au)

## **8.18 Australian Competitors Overseas**

### **8.18.1 Competitor's Licenses**

- a) Riders competing abroad must hold a current Competitor's License
- b) Application for a Competitor's License must be made by the rider direct to the EA National Office, accompanied by the relevant fee
- c) A Competitor's License is only issued for one year at a time

### **8.18.2 Rider Qualification – CDIs Overseas**

- a) to gain support from EA in requesting entries for Grand Prix competitions at CDIs overseas, riders are required to produce proof of gaining 62% in two Grand Prix tests in National competitions (in Australia or overseas) within the previous 12 months (within the 12 months prior to the closing date of entries)
- b) the German Short Grand Prix Test (S10) is acceptable as a qualification for the above process
- c) to gain endorsement for CDI5\* events, riders are required to produce proof of gaining at least 62% (in the Grand Prix) at two CDI competitions
- d) for U25, Young Riders, Juniors or Ponies to gain support from EA to compete at CDIs overseas riders are required to produce proof of recently gaining at least 60% or better in two National

- competitions (in Australia or overseas) at the level they wish to compete in at the CDI
- e) in exceptional circumstances the Selectors have discretion to waive the above. Any such decisions being considered are to be discussed with the Chair of the ADC

### **8.18.3 Rider Qualification – CDIs in Australia**

- a) to be eligible for CDI/CDIW competitions in Australia combinations are required to produce proof of gaining a minimum of 62% in at least two competitions (at the level you wish to enter) in National Official Competitive competitions (in Australia or overseas) within the 12 months prior to the closing date of entries
- b) for CDI-U25 competitions combinations are required to produce proof of gaining 60% in two Intermediate A or Intermediate B or Intermediate II or Grand Prix tests in National Official Competitive competitions within the 12 months prior to the closing date of entries
- c) for CDI-Y, CDI-J and CDI-P combinations are required to produce proof of gaining 60% at level within the 12 months prior to close of entries
- d) in exceptional circumstances the Selectors have direction to waive the above. Any such decision being considered are to be discussed with the Chair of the ADC.

## SECTION 9 – PARA-EQUESTRIAN DRESSAGE

**Preamble:** In 2006 the FEI, in agreement with the International Paralympic Committee, added Equestrian competition for Riders with a Disability. Now known as Para-Equestrian (PE), it is the 8th Discipline of the FEI. Para-Equestrian under National Rules in Australia now comes under the banner of Dressage. National Para-Equestrian Tests have been developed for use at PE Dressage competitions.

- EA PE tests are used at Club level as easier introductory tests
- FEI PE Tests are highly recommended to be used at State level events
- It is mandatory to use FEI PE tests at Nationals and CPEDI events

Events will be as follows:

- PE National events
- PE State events
- PE National Championships
- FEI PE event – FEI Sanctioned

### Definitions, Conditions and Tests

- a) **Para-Equestrian (PE)** = National PE Rules, and National PE tests/ FEI PE tests ridden nationally
- b) **FEI Para-Equestrian (FEI PE)** = FEI Rules and FEI tests at FEI Sanctioned events
- c) **FEI Master List** – to compete
  - Classified Para-Equestrian riders must be included on the FEI Classification Master List
  - riders may only use the compensating aids that are included on the FEI Master List
  - judges will be provided by the OC, with a list of compensating aids for competitors
  - on the draw for any competition Para-Equestrian riders who enter should be marked with 'PE' beside their name

### FEI PE Master List.

The Master List replaces the PE ID Card.

The Master List will record all the information from the PE ID cards and will be available to all National Federations when holding a Para-Equestrian event.

The FEI Master list will include name, date of birth, National Federation, national number, functional profile number, Grade and the compensating aids and equipment that may be used, the manner of saluting and the date of classification.

The Master List must be copied by the Organiser and copies provided to the President of the Ground Jury or the Judge at C as well as the Gear Steward.

Unless stated in this section the EA Dressage Rules apply.

- a) a Para-Equestrian is a rider with a physical or visual impairment that satisfies the minimal impact criteria as detailed in the FEI Para-Equestrian Classification Manual and has been classified by an accredited National Classifier for National competitions
- b) a PE rider must be as a minimum an EA Participant Member to compete in EA PE competitions
- c) to compete in FEI PE Sanctioned Events in Australia or overseas, or the National PE Championships where FEI tests are used, a PE Rider must be a Competitive Member
- d) a horse on which a Para-Equestrian rider competes in Official Participation competitions does not need to be registered.
- e) a horse on which a Para-Equestrian rider competes in Official Competitive competitions must be registered with EA
- f) the following Grades of Para-Equestrian Participation competition are offered:
  - Ia – Walk only
  - Ib - Walk and trot
  - II – Walk and trot. Canter is only permitted in the freestyle
  - III – Walk, trot and canter. May show lateral work in the freestyle
  - IV – Walk, trot, canter, half pass, shoulder-in, walk pirouettes

## 9.1 Rules

- a) there is no height restriction e.g. horse and ponies compete together
- b) where horses are mentioned throughout this section also refers to ponies
- c) all trot work may be executed in sitting or rising trot
- d) making an entry for any event constitutes implicit acceptance of these rules
- e) breaches of any of the rules may entail elimination, unless other penalties are stipulated
- f) competitors are responsible for knowing and complying with these rules
- g) horses and riders may be subject to random testing in competition. Refer to Doping and Medication Control. Refer to EA and FEI Anti-Doping and Medication Control rules (EADMC) and the EA (Rider) Anti-Doping Policy
- h) for more information visit [www.equestrian.org.au](http://www.equestrian.org.au), [www.fei.org](http://www.fei.org) or [www.asada.gov.au](http://www.asada.gov.au)

## 9.2 Code of Conduct for Welfare of the Horse - refer to Rule 1.2 to 1.6

## 9.3 Dressage Objects and General Principles – as per Section 7 - Paces and Movements

## 9.4 Para-Equestrian Dressage Events

The individual Para-Equestrian Dressage and FEI Para-Equestrian event schedules must be read carefully to understand the specific conditions and requirements of the event

Para Participation competitions can be held in conjunction with any other EA Dressage Event, all riders should have the support required to participate

- a) a rider may not enter a test other than the grade than their functional profile indicates
- b) only the current EA Para-Equestrian tests and the FEI Para-Equestrian level tests may be used – these are available from the EA and FEI websites
- c) Participant members can compete in all Para-Equestrian competitions, but at National Championships they must be a Competitive member

## 9.5 Participation

### 9.5.1 Riders

PE riders competing in Young Horse/Pony competitions – Refer to section 5.1

It is a condition of participation that the rider has a measurable physical or visual impairment that satisfies the minimal impact criteria as detailed in the FEI PE Classification Manual. Conditions of participation are:-

- a) the welfare of the horse is PARAMOUNT
- b) all riders must (by 1/1/15) have their functional profile assessed by an EA accredited classifier/s before they may take part in a Para-Equestrian competition
- c) riders may be officially classified from the beginning of the year in which they turn 12 years of age
- d) age of rider is from the start of the year they turn 12 years of age

### 9.5.2 Horses


- a) a rider may enter more than one horse per grade
- b) horse and ponies must be at least 5 years old to compete in EA Para Equestrian
- c) horses for Grade Ia, Ib and II may be ridden and/or schooled for up to 30 minutes per day by the trainer/coach/groom or another rider designated by the competing rider
- d) horses for Grade III and Grade IV may only be schooled by the rider competing on that horses after arrival at the venue
- e) horses competing in Grades Ia, Ib and Grade II may not be trained/schooled by anyone other than the rider for 15 minutes before they enter the competition arena to perform their dressage test
- f) a horse may be shared by a maximum of 2 riders in different grades
- g) under FEI Rules riders may compete in a maximum of two (2) tests per day per horse
- h) horses in Grades, Ia, Ib, II and III may compete in a maximum of four (4) tests per day
- i) horses in Grade IV may compete in a maximum of two (2) tests per day

## 9.6 Draw


- a) competitions will be limited to 30
- b) a revised draw may be necessary the day before each competition to allow for withdrawals
- c) the starting order will not alter and a move up the system will apply
- d) withdrawals must be verified by documented proof, i.e. veterinary or medical certificate
- e) the onus is on the competitor to confirm/check their start time/s before the competition

## 9.7 Dress, Saddlery and Equipment

- a) all riders in all grades have the option of using either a snaffle or double bridle and curb bit with a curb chain
- b) all riders must be neatly and correctly dressed at all times as per FEI Para-Equestrian rules
- c) protective headgear must be worn by riders (as well as any other person) at all times whilst mounted. Riders will not be permitted to ride until such headgear is properly secured and any rider violating this rule must immediately be prohibited from further riding until such headgear is properly in place
- d) for competition, hat covers may be black or another dark colour
- e) head gear must have a well-fitting chinstrap and a three (3) or four (4) point harness
- f) chinstraps must be fastened at all times when mounted, and hats may not be removed for salutes or mounted prize-giving ceremonies
- g) all riders, including grooms, trainers, owners, etc. must wear protective riding headgear when mounted
- h) gloves shall be worn if possible
- i) spurs are optional as per FEI Para-Equestrian rules (Article 8427.1.8)
  - spurs must be made of metal
  - shank must be either curved or straight, pointing directly back from the centre of the spur when on the rider's boot.
  - spurs must not be offset, unless this is permitted as a compensating aid on the Rider's FEI PE Master List
  - the arm of the spurs must be smooth and blunt
  - if rowels are used they must be blunt and free to rotate
  - level spurs with round hard plastic knobs are permitted e.g. 'impuls' spurs
  - 'Dummy' spurs with no shank permitted
  - riders not in control of spurs whether intentionally or not, may be asked to remove spurs by the TD, Chief Steward or Judge
- j) ear phones are only permitted during training and warm up, except when listed as a compensating aid on the FEI PE Master List when they can be used throughout the test with a steward also provided with a receiver
- k) vision impaired riders – special conditions apply – refer to FEI PE Rules article 8427 1.7
- l) bridles and bits refer to Section 2 for details
- m) nosebands as per EA rules in Section 2. The Combined noseband can be used with a double bridle only when the lower strap of the noseband is removed - As the FEI and EA rules governing 'Nosebands', differ, it is recommended that the FEI Para-Equestrian rules be followed. The FEI PE Rules do not permit Micklem nosebands to be used with Double Bridles. They do permit Combined Nosebands to be used with Double Bridles when the lower strap of the noseband is removed
- n) competition/bridle identification numbers – as per rule 1.15.10
- o) NB: use of voice is permitted as an aid for Grades Ia, Ib and Grade II, but is not permitted for Grade III and IV unless specified as an aid on their FEI PE Master List
- p) safety vests are only permitted when they are not inflatable.



5. Combined noseband – no throat lash



6. Micklem bridle

### 9.7.1 Saddle

- a) a well fitting, well maintained saddle of any type, suitable to the horse and rider shall be used
- b) at the halt there must be a clear 3 cm between any means of support and the rider's trunk
- c) any adaptations to a saddle must allow the rider to fall free of the horse. Any such adaptation must be listed as a Compensating Aid on the rider's FEI PE Master List. No saddle may be deeper in the seat than 12 cm with the seat pressed down
- d) this is measured from the middle of a line from the top of the pommel to the top of the cantle



**Example of permitted dressage saddle**

- e) the use of a soft handhold, not more than 30 cm wide, to assist the rider to balance, may be attached to the front of the saddle, in front of or above the pommel
- f) such a handhold may not be more than 10 cm above the top of the pommel when held. If a hard handhold is essential, it must be stated on the rider's FEI PE Master List
- g) plain numnahs may be used
- h) dark-coloured seat/saddle covers may be used if they are specified on the FEI PE Master List
- i) plain saddlecloths may be used

### 9.7.2 Whips

- a) up to two whips (each a total maximum length of 1m for ponies and 1.20m including flapper) may be carried if required
- b) any alteration to conventional or curved whips must be approved by the Technical Delegate or Steward

### 9.7.3 Other Para-Equestrian Saddlery Aids Permitted

- a) a copy of the rider's FEI PE Master List must be copied and sent to the Organising Committee with the Entry Form at the time of entry
- b) it is the responsibility of the competitor to ensure that all special equipment/compensating aids are permitted under Para-Equestrian rules, and that any used are noted on the riders dressage FEI PE Master List
- c) a rider may only use those compensating aids listed on their FEI PE Master List
- d) breast plates, neck straps, handholds (see above) are permitted
- e) any rein from any bit in the horse's mouth must be in direct contact with the rider
- f) if riding in a double bridle the two reins on one side must either both go to the rider's hand(s) or be connected into one rein before reaching the rider. Elastic insert reins are allowed
- g) foot reins are only permitted when no other reins are going to be controlled by arm(s) or hand(s)/fingers from the upper part of the body of the rider

- h) if the rein is not used in a conventional manner, it must be in as straight a line as possible from the rider's point of contact on the reins to the horse's mouth
- i) for riders with two very short arms reins may be run through rings that are attached to the front of the saddle by leather straps, these rings must not be in a fixed position, but shall be loose
- j) riders using such rings must have details noted on the FEI PE Master List
- k) velcro may be used on the lower limbs to assist the rider in the saddle where there is identified need as determined by the rider's functional profile and Grade. The use of Velcro in this way must be recorded as a compensating aid for the rider on the FEI Classification Master List
- l) the total amount of overlapping Velcro, or similar material, used by any rider, must not exceed fifty square centimetres (50 sq cm). Each overlap contact must not exceed the dimensions of three centimetres by six centimetres (3cm x 6cm). The total area of overlapping Velcro or similar material per leg must not exceed three centimetres (3cm) wide by six centimetres (6cm) of overlap contact. For safety reasons it is recommended that it is fastened in a 'V' shape
- m) the total area of Velcro or similar material per leg must not exceed 3 cm wide by 6 cm of overlap contact and for safety reasons it is recommended that it is fastened in a 'V' shape
- n) a Velcro or thin leather strap may be used to attach the stirrup leather or the stirrup iron to the girth to assist control of the lower leg where there is an identified need as determined by the rider's functional profile and Grade. This must be recorded as a compensating aid on the FEI PE Master List
- o) elastic rubber bands may be used to keep the feet in the stirrups, such elastic must be of a width and strength to allow the rider to fall free of the horse
- p) to prevent the possibility of the foot sliding through the stirrup, stirrups may be closed at the front. Andersen stirrups may be used
- q) either two stirrups or no stirrups must be used unless a rider only has one leg, in which case one stirrup may be used but only if prosthesis is not used on the other side
- r) adaptations to equipment or Velcro or similar materials that assist in the balance of the rider may change the Functional Profile of that rider
- s) riders may be re-classified and as a result may change Grade. The rider would then have the option to ride in the higher Grade or not to use such adapted equipment
- t) visually impaired riders should consult the organising committee, regarding their requirements, however the rider would normally supply their own equipment

#### **9.7.4 Other Para-Equestrian Saddlery Aids Not Permitted**

- a) martingales, blinkers, side, balancing, running, bearing and similar reins are forbidden
- b) any rein adaptation that produces a similar effect to these forbidden reins is not permitted
- c) no 'quick release' mechanisms may be used apart from 'quick release stirrups' if they are listed as a compensating aid on the rider's-FEI PE Master List
- d) noise cancelling flyhood for horses are not permitted in competitions but are permissible in prize giving ceremonies
- e) any decoration of the horse with unnatural items, such as ribbons or flowers, etc. in the tail, etc., is strictly forbidden
- f) normal plaiting of the horse's mane and tail is permitted
- g) false tails are permitted – refer to rule 2.12
- h) fly hoods – refer to rule 2.14

#### **9.7.5 Outside Assistance**

- a) any outside assistance or intervention, including coaching by voice, signs etc may result in elimination, at the discretion of the Judge at C
- b) the rider's trainer or representative may stand near the Competition arena to relay the Judge's instructions, if necessary
- c) grades Ia, Ib and II helpers may be placed in corners outside the arena for safety reasons. In an emergency, they may give physical assistance. Penalties will be at the discretion of the Judge at C, who may eliminate the rider either at the time, or at the conclusion of the test
- d) grades Ia, Ib and II, if circumstances allow, a companion horse may stand adjacent to the arena - the position in which it stands can be designated by the steward



- e) in cases where an rider stops the test and receives outside assistance in order to turn a temporarily unsafe situation back into a safe situation (ie in case of a lost stirrup) each judge should give zero (0) for the particular movement but allow the rider to continue the test

### **9.8 Gear Check**

- a) a gear check is compulsory at all EA events and a Steward must be appointed to check the saddlery of each horse and the compensating aids used by the rider before and/or immediately after they leave the arena
- b) any discrepancy will be reported to the Judge at C and will result in elimination. The checking of the bridle must be done with the greatest caution (see FEI Manual for Para-Equestrian Dressage Stewards)
- c) the Steward must use disposable surgical gloves when checking the bit (one pair of gloves per horse)
- d) the Ground Jury at any EA Dressage event may check saddlery and Compensating Aids against the Para Dressage rider's FEI PE Master List immediately after he/she leaves the arena
- e) a Gear Steward must be appointed who needs to be up to date on all equipment permitted/not permitted
- f) gear check takes place before and/or immediately after the horse leaves the arena
- g) sponsorship logos in total may not exceed 200 sq. centimetres
- h) on jackets the size is 80 sq. centimetres
- i) a copy of the-FEI PE Master List is to be provided to the Gear Steward

### **9.9 Commanders and Callers**

- a) commanders read a test and callers call out the letters to those visually impaired riders who need their assistance
- b) Official FEI PE tests must be carried out entirely from memory, and all movements must follow in the order laid down in the test; except for those riders who may have their tests commanded and/or called as a Compensating Aid as listed on the FEI PE Master List (see FEI PE Rules Article 8430.1 & 8430.15)
- c) only the printed text or extract thereof can be commanded and no other form assistance can be given
- d) the commander may read each movement once or twice only and failure to observe this rule may entail elimination
- e) all commanders must be supervised by a Steward
- f) all EA tests can be commanded except at the following events\*
  - State Championships
  - National Championships, and
  - FEI sanctioned events

\*Exception to this is if the need for commanded tests is stated as a compensating aid on their FEI PE Master List

## 9.10 Officials

### 9.10.1 Para-Equestrian Judges

- a) a list of accredited National Para-Equestrian judges is on the EA website or available from your EA State Branch office
  - b) there should be at least 2 judges for each competition
  - c) where two judges are used one should be placed on the long side if the arena layout provides for this
  - d) at National Championships
    - if 3 judges are used, it is recommended, at the least, that they comprise one FEI judge and 2 national judges
    - if 5 judges are used, it is recommended, at the least, that they comprise two FEI PE judges and 3 national judges
  - e) at State Championships a minimum of two national PE judges must be used
  - f) effective 01/01/2015 all judges judging PE must be PE accredited and at least
    - D (Medium level) to judge all EA PE tests and FEI PE tests
    - E (Elementary) to judge EA PE tests
  - g) PE seminars are to be conducted by a National PE Judge Educator
  - h) seminars are to be of one day duration
  - i) for reaccreditation purposes the judge must be in attendance for the entire duration of the seminar **and** be an active participant
  - j) participation certificates are to be issued to attendees
  - k) for reaccreditation, judges are required to attend a specific PE seminar every 3 years from 1/1/15
  - l) to become a PE Judge you must:
    - be E level or above to judge
    - attend and participate in a full day PE Seminar
    - demonstrate satisfactory skills in two assessments:
      - PE written theory test with a pass of at least 80%; and
      - one shadow judging which must at least cover Grades Ia, Ib and II
      - this shadow judging may take place at the PE seminar if sufficient horses or if not it may take place in conjunction with another PE event
- a PE accreditation seminar is to be held at least every 2 years

### 9.10.2 Stewards

A TD must be appointed for all State and Australian Championships and is highly recommended for all other events

## 9.11 Arenas

- a) as per rule 3.6 the Centre line must have the letter A placed in line (not offset) with C at least 10 metres
- b) All grades (Ia, Ib, II, III and IV) compete in an arena 40 x 20
- c) grade III and IV may compete in a 40 x 20 arena or 60 x 20m
- d) ideally, draw time for these riders should be the first competitor after a break

## 9.12 Practice Arenas

- a) at least one practice arena of twenty metres by sixty metres (20m x 60m) must be placed at the disposal of the riders from the time of the opening of the stables. If possible this arena should be of the same consistency as the Competition arena footing.
- b) a 20m x 60m arena should have the ability to mark out a 20m x 40m arena.
- c) arena space should be adequate to accommodate a maximum of eight (8) riders in a 20m x 60m arena and a maximum of six (6) riders in a 20m x 40m area at any one time.
- d) provision must be made for riders with visual impairment to train alone.
- e) the OC should ensure that all riders are given equal training times.

### 9.13 Prize Giving

- a) it is recommended that all prize giving presentations are unmounted
- b) riders' dress to be the same as in the competition
- c) daily timetables for presentations are advisable

### 9.14 Recommendation/Guidelines for Organising Committees

For further information refer to EA Sections 10 and 12 - Rules for Judges and Organising Committees & Notes for Dressage Event Organisers

- a) timetable competitions to start with the Grade IV or Grade III riders, (ideally 9.00am) followed by Grades II, Ib and Ia
- b) weather conditions to be taken into consideration
- c) depending on entries allow 15-20 minute breaks between competitions
- d) draw lists with Judges Timetable/Test and judging positions must be sent prior to start of competition to Judges/Classifiers (if required)
- e) per diem, transport to and fro, special food requirements to be confirmed before the event
- f) notify scorers and commentator of Updated Draw changes – check daily before competitions commence
- g) updated draws to be available to the Stewards/Judges/TD/classifiers the day before if possible and notify competitors and supporters of changes
- h) ensure that a bell (used in indoor/outdoor competitions) can be heard as some rider may have a hearing impairment
- i) provide a stop watch for the C Judge for all competitions
- j) official Scratching Form for Riders/Owners and Treating Veterinary Officer (if present)
- k) site plan of venue to be sent to all officials and included in the rider Information pack
- l) special attention needs to be taken to provide suitable and accessible facilities for people with disabilities at appropriate areas. Where possible, near on site accommodation, arenas and stables
- m) facilities should include:
  - accessible mounting block/ramp
  - accessible toilet
  - if Classifiers are present, a room is to be allocated as per the FEI rules results are to be located in an accessible location – keep in mind people in wheel chairs
- n) if TD or Steward is appointed, a pack should be provided to include Stewards' phone contacts, latest draws, stable allocations, current Compensating Aids list for Stewards, plus a copy of current EA rules pertaining to Para Dressage

### 9.15 Australian Para-Equestrian Championships

#### 9.15.1 Administration

The Australian Para-Equestrian Championships may be conducted as a stand-alone competition or in conjunction with a dressage event of similar status – i.e. Australian Young Rider Championships, or a State Dressage Championship, or a CDI or CPEDI.

- a) the draft schedule must be submitted to the ADC for approval at least six (6) months prior to the event
- b) all Grades of FEI Para-Equestrian competitions must be included – Ia, Ib, II, III and IV
- c) there must be three FEI competitions at each Grade – FEI Team test, FEI Individual Championship Test (or FEI Novice Test) and FEI Freestyle Test
- d) other levels and tests may also be included (National Para-Equestrian Dressage tests) for each Grade
- e) a Horse/Rider combination must compete in either the FEI Tests OR the National Para-Equestrian Dressage Tests for their Grade
- f) the closing date of entries must be not more than 6 weeks and not less than 4 weeks before the start of the Championships
- g) there must be a timed draw made available to competitors
  - for EA competitions - at least 24 hours before the competition commences

- for FEI-sanctioned competitions – as required under FEI rules
- h) the competitors state of origin must be included in the start list, draw and program
- i) all riders competing in either FEI PE tests or EA PE Dressage Tests must be classified
- j) a copy of the riders FEI PE Master List is to be provided to the Gear Steward and all judges

#### **9.15.2 Conditions of Entry**

- a) riders must be Competitive members of EA riders must submit a copy of their current FEI PE Master List with their entry
- b) horses may be shared by two riders in different Grades
- c) all horses, owned or shared, in Grade Ia, Ib and II may only be warmed up at the competition by the trainer/coach/groom or other designated rider

#### **9.15.3 Competition Conditions**

- a) no test may be commanded unless specified on the Rider's FEI PE Master List
- b) for the duration of the event, horses entered in the Championship may only be ridden and schooled by the rider/s competing on that horse (except for those horses of Riders in Grades Ia, Ib and II, whose horses may be schooled by another rider for up to 30 minutes per day)
- c) a groom mounted in the saddle may walk the horse on a safe long rein only
- d) lunging or work in-hand by someone other than the nominated rider is permitted

##### **9.15.3.1 Sharing of Horses**

- a) horses ridden by Grade Ia, Ib and II riders, the horse must only be ridden by a trainer/coach/groom for a total of 30 minutes. (i.e. if two riders from Grade 1 or II share, they are only permitted 30 minutes total shared time between them, per day)
- b) arena familiarisation sessions are allocated on a horse basis, not rider basis and therefore only one session would be allocated to a horse shared by two (2) riders
- c) where horses are shared by one rider from the lower Grades Ia, Ib and II and one rider from the higher Grades III or IV the following applies:
  - on competition days, if the lower grade rider competes first, then 30 minutes schooling by a trainer/coach/groom/other rider will be permitted prior to the test
  - on competition days where the higher grade rider competes first, this is considered to be the 30 minutes schooling (by a trainer/coach/groom) permitted for the lower grade rider and therefore no further allocation of time will be permitted for the lower grade rider. This is on the grounds of horse welfare.
  - on non-competition days, the horse may be ridden by both riders but no time will be allocated for the horse to be schooled by a trainer/coach/groom (i.e. the 30 minutes). It is considered the higher grade rider is schooling the horse for the lower grade rider

#### **9.15.4 Withdrawals**

- a) no competitor shall withdraw from a competition within eight hours of its commencement without the permission of the OC
- b) a written statement giving reasons for any withdrawal must be handed to the Secretary of the Event prior to the commencement of the competition
- c) penalty for non-compliance is a maximum fine of \$AUD200
- d) horses withdrawn may be subject to a veterinary inspection

#### **9.15.5 Other Requirements**

Notify their State Branch of their intention to compete at the Australian Championships as follows:

- a) advising the levels they have entered
- b) notify their State Branch immediately of any change to their plans

### **9.15.6 State Teams**

- a) team entries must be made by State Branches before the closing date of entries
- b) a State Teams Competition is held across all Grades
- c) declaration of the team must be made in writing to the OC by the relevant Chefs d'Equipe by 5.00pm the day before the start of the event
- d) the FEI Team Test and the FEI Individual Championship (or Novice) Test will count towards a State Team's score
- e) a team shall consist of three horses and three riders that are resident and members of that state
- f) a horse may only compete in one team
- g) only one team per State may be nominated
- h) in the case of accident or illness, a nominated individual rider and/or horse, which have been declared as a starter, may be substituted for one of the team member riders and/or horses up to one hour before the start of the relevant competition if the withdrawal is caused by the illness of the rider they may take no further part on any horse in the event
- i) if the withdrawal is based on veterinary advice the horse may take no further part in the event
- j) in the latter case the nominated rider is permitted to fulfil other riding engagements on other horses
- k) the rider and/or horse that has had to withdraw, may not then start as an individual entry from the time of withdrawal for the remainder of the event
- l) the winning team is the one having the highest total score, the second is the one with the next highest total score, and so on
- m) in case of equality of marks, the winning team is the one where the lowest level competitor has the best result
- n) where there are insufficient entries to enable a State Team to be entered the smaller states may combine to enter a mixed state team

### **9.15.7 Officials**

#### **9.15.7.1 Chef d'Equipe**

- a) a State which is represented by two or more competitors at an Australian Championship, must appoint a Chef d'Equipe
- b) the Chef d'Equipe is responsible for all the competitors and horses entered for that State
- c) protests may only be lodged by the relevant Chef d'Equipe
- d) refer to Section 4 for further information on the role

#### **9.15.7.2 Judges**

- a) must include at least two from overseas or interstate
- b) Australian judges must be of at least D level and be accredited EA or FEI qualified Para-Equestrian Dressage judges
- c) overseas judges must be on the official Para-Equestrian dressage judges list of the country in which they are domiciled
- d) there must be at least three judges for each competition
- e) wherever possible different judging combinations should be used for each competition,
- f) the judges should rotate their positions
- g) accommodation and travelling expenses must be paid for all judges not domiciled in the host State, unless there is some special arrangement
- h) a reserve judge who is capable of judging FEI PE tests must be available at the venue each day

#### **9.15.7.3 Stewards**

It is highly recommended that a Para Dressage Steward be appointed to oversee the application of permitted compensating aids and the riding of horses belonging to riders in Grades Ia, Ib and II by other than the nominated rider

#### **9.15.7.4 Appeal Committee**

An Appeal Committee consisting of a President and two or four members must be appointed to make decisions outside the jurisdiction of the Ground Jury. Refer Section 4

#### **9.15.7.5 Technical Delegate**

A TD will be appointed by the ADC to approve all administrative arrangements for the event from the time of appointment to the end of the event

- a) it is recommended that the TD be a resident of Australia
- b) the TD may be a member of the Ground Jury
- c) refer to Section 4 for further information on the role
- d) the TD must provide a report to the ADC and OC within 14 days of the event

#### **9.15.8 Classification**

Two EA accredited National Classifiers must be invited to the Australian Championships

#### **9.15.9 Organising Committee Report**

A written report must be submitted by the OC to the first meeting of the ADC after the conclusion of the Championships.

#### **9.15.10 Horse Inspections and Swabbing**

- a) all such inspections will be conducted in accordance with Article 1011 of the Veterinary Regulations and Annex 1 of the FEI Dressage Rule Book
- b) horse inspections will be held for all horses whenever an Australian Championships is conducted in conjunction with a CPEDI
- c) random swabbing must be conducted in accordance with the EA National Medication Control Policy
- d) three swabs, at least, must be taken at national events

#### **9.15.11 Presentations and Awards**

- a) presentations must be unmounted
- b) presentation areas must be accessible by all riders
- c) championships are to be decided on points system
- d) all competing horses will be ranked on the combined results of tests at each level
- e) the first placed horses will get 30 points, second will get 29 points, third will get 28 points and so on to the last placed horse
- f) where there are equal places full points for the place are awarded as follows:
- g) first placed horses will be allocated 30 points
- h) second will be allocated 29 points
- i) third will be allocated 28 points and so on to the last placed horse
- j) in the event of a tie, the Champion will be the horse with the highest aggregate percentage at that level
- k) in the event of a further tie, the horse with the highest percentage in the higher competition at that level will be deemed the Champion
- l) the Australian Champion for each Grade is the combination who achieves the best two scores in:
  - the Individual Championship test and
  - the Individual Freestyle test

#### **9.15.12 Ground Facilities**

- a) stabling for visiting horses must be provided on or close to the competition grounds
- b) significant consideration must be given to accessibility with regard to stables, human accommodation, catering and trade village and venue facilities – toilets, first aid room and event office.
- c) apart from the competition arenas, a correctly sized arena of a similar surface to the competition arena shall be available for warming-up purposes (40 x 20 m for Grades Ia, Ib and II and 60 x 20m for Grade III and IV)

**9.16 State Para-Equestrian Championships**

- a) competitors must be Participant or Competitive members
- b) all riders must be classified
- c) a TD must be appointed by the OC
- d) there must be at least three (3) accredited PE judges for each competition
- e) it is advisable to have a reserve judge available

**9.17 FEI-SANCTIONED EVENTS/COMPETITIONS**

Refer FEI Para Dressage Rules 8347 for details re international events as well as the rules for FEI Dressage. [www.fei.org](http://www.fei.org)

### 9.18 Exceptions to Able Bodied

<b>RULE</b>	<b>GUIDELINES</b>	
Warming up before test	Grade I, II – anybody until 15 minutes before the commencement of the test.	Warming up 30 minutes in total for Grade Ia, Ib and II by another rider, steward must be present.
	Rider only for Grades III and IV	No other person permitted
Time allowed to enter arena	60 seconds after sound of bell	
Salute	One or two hands on rein, nod of the head, hats must not be removed	
Commander for FEI sanctioned events	Can read the words twice May not carry a whip	Must be on the FEI PE Master List. Steward must stand beside and monitor the commander
Commander for EA events (In Australia usually referred to as Callers)	Can read the words twice May not carry a whip	All Grades in all competitions except in State and National Championships
Use of Voice	Grades Ia, Ib and II	Reservedly
	Grades III and IV	Not permitted unless on the FEI PE Master list
Callers	Living letters for GIII blind riders	Must be noted on FEI PE Master list. C judge to control use of Commanders and entry procedures
Resistance	60 seconds	Safety factor allows for 20 seconds or less
Rising trot	Permitted in all Grades	
Companion Horse	Grade Ia, Ib and II only	C Judge and Steward to control placement of Companion horse in the arena
Spurs	Yes in all Grades	Providing legs are under control
Bridle	Snaffle or Double, All Grades	Split reins used with double bridle should be noted on FEI PE Master list
Whips	Two are permitted Curved whips permitted Length 1.2m incl. tassel	Will be on the FEI Master list
Compensating Aids	Permitted compensating aids are now recorded on the FEI PE Master list	OC to provide a list of Aids to Gear Steward and at least the Chief Judge
Errors of course	Third error = Elimination	
Hats with harness secured	Compulsory	
Blind Riders GIII	Grade III required to wear a blindfold or blacked out glasses. Allowed prior to start of test to enter arena and proceed once each way around the arena	Must wear a distinctive coloured arm band when mounted both inside and outside the competition arena. Callers permitted
Gloves	If possible	
Fall of Horse or Rider	The rider is eliminated	
Blood/Abuse	Fresh blood during the test - Chief judge to check and if fresh – elimination	If not fresh blood, then after being checked the horse may continue with the test



Leaving the Arena with all four feet	In a willful manner, causing loss of control = Elimination	Unintentionally directed, allow rider to re-enter the arena and continue
Marked Lameness	Elimination by Chief Judge	
Horse defecating or urinating	In Freestyle, the clock will be stopped and restarted when horse is ready to continue	Not penalised in any Grade

## SECTION 10 RULES FOR JUDGES AND ORGANISING COMMITTEES (OCs)

This guide summarises various rules and sections in the EA Dressage Rules. All Judges must own a copy of the Rule Book.

The EA and FEI rule books state how an exercise should be performed.

The FEI *Dressage Handbook – Guidelines for Judging* will assist all judges in determining the qualities required to award the various marks (0-10) for each exercise.

Judges have a responsibility for the future of the sport of Dressage. Only by constant and consistent self-education in understanding the principles of Dressage, by attending and participating at seminars and by analysing (and discussing if necessary) their own results of a competition can this be achieved.

As part of their responsibility to the sport, Judges should keep in mind that elimination of competitors should be done in a sporting spirit, and that rider and spectator friendliness of the sport should be considered along with the spirit and intention of the rule(s) in question. For instance elimination for matters not related to welfare or safety (e.g. incorrect saddlery) is best done at the end of the test.

Only current NOAS judges are eligible to officiate at Official Competitive and Participation events/competitions.

### 10.1 Positioning Judges around the Arena

Bearing in mind the need to fully-observe all movements, the placement of judges around the arena should be as close as possible to the guide below:

Judge	Outdoor Arena	Indoor Arena
C	maximum 5m/minimum 3m back	preferably minimum 3m back
M/H	max 5m/min 3m back 2.5m in from long side	prefer minimum 3m back 2.5m in from long side
B/E	maximum 5m/minimum 3m back	prefer minimum 3m back

- the positioning of judges allows different aspects of a movement to be obtained
- if judges of a lower level are not yet confident, shadow judging at side positions should be encouraged to gain confidence
- keep in mind the position of the sun when placing judges at E or B
- in keeping with the aforementioned statement the judge on the long side should be allotted their position first
- where 2 judges are used and the layout of the arena allows, it is recommended that one judge sit at E or B
- where 3 judges are used and the layout of the arena allows, 1 judge **must** sit on the long side diagonally opposite the M or H judge on the short side

#Judges	Position on Arena
1	positioned at C (Chief Judge)
2	second judge may be positioned at B, E, M or H
3	one judge must be placed at B or E when a judge is placed at H/M, a judge placed at E/B must be placed diagonally opposite the M/H judge
5	positioned at C, M, B, E and H

## 10.2 Inspection of Arenas

The judge/s must physically inspect the arena to ensure that:

- a) the arena is of a satisfactory standard with a low continuous fence of about 0.3m made of materials compliant with EA rules, and if necessary have it modified
- b) the marker letters are the correct distance from the outside of the arena (about 0.5m) and in the correct position
- c) the letter A must be placed at least 10-15 metres back from the entry
- d) this marker must not be put to one side but must be centred to be in line with C

Once the competition has commenced, the conditions must remain (as much as possible) the same for all.

## 10.3 Scale of Marks

Refer to EA Dressage Rule 3.13

## 10.4 Execution of Tests

Refer to EA Dressage Rule 3.15

## 10.5 Errors of Course

Refer to EA Dressage Rule 3.17

## 10.6 Allocation of Marks and Scoring

- a) each judge must allot from 10 – 0 marks for each numbered movement
- b) all half marks from 0.5 to 9.5 may also be used both for movements and collective marks, at the discretion of the judge – this also include Freestyle competitions
- c) Young Horse – marks to a single decimal point may be used when judging first and second round qualifying competition (e.g. trot 7.8)
- d) these marks are then added together and any penalty marks are deducted
- e) it is essential that all penalty marks are deducted from each individual judge's score before they are totalled
- f) total percentages to the 3<sup>rd</sup> decimal point for each judge must be clearly shown in results lists and on notice boards, together with the average percentage of all judges also to the 3<sup>rd</sup> decimal point
- g) a remark is strongly recommended for a mark of 5 or below
- h) a remark for all marks is recommended
- i) any alterations to marks must be initialled by the judge in ink
- j) where there is a difference of 8% or more in the *EA levels up to and including Advanced* between individual judges the Chief Judge **must** initiate a brief discussion between the judges, preferably with sheets available where possible
- k) where there is a difference of 5% or more in the *FEI levels* between individual judges the Chief Judge **must** initiate a brief discussion between the judges, preferably with sheets available where possible
- l) under no circumstances are marks to be altered once the test sheet has been completed and collected from the judge
- m) the only instances that a test sheet is to be returned to the relevant judge are as follows:
  - the test sheet has not been signed;
  - an altered mark has not been initialled;
  - a mark has been missed;
  - the scorers are unable to decipher a mark due to bad writing; or
  - where there are two or more judges an error of course has been omitted
- n) judges are not to approach the scorers to look at test sheets during the competition
- o) it is recommended that judges do not look at scores on the score board during the judging of a competition
- p) judges are not to discuss performances in public or at the score board

### 10.6.1 Incapacity of a Judge

Where a member of the Ground Jury becomes incapable to judge before or during the Competition (parts of the test or more), their scores will be removed from the result list of the whole Competition. Where it is the C judge that is incapacitated then the other judge/s must remain in their original judging position. One of the remaining judges will assume the responsibilities of the chief judge from their original position.

### 10.7 Unmarked Movement

If a mark has not been recorded and the judge cannot recall the movement, or cannot be found, the mark allotted should be the average of the collective marks at the end

### 10.8 Protocol for Judges Accepting Invitations to Judge

- a) when accepting invitations to judge, a judge must declare their interest in any person or horse who may enter that, within the past 12 months immediately preceding the event, they have:
  - trained
  - owned/part owned
  - had any other business interest
- b) even if the rider competes HC, a judge with a conflict of interest is unable to officiate in that competition
- c) check details that are important to you and advise organisers of your requirements at the time of first contact
- d) be definite and clear about your expectations. This does NOT include continually judging at only highest level of accreditation
- e) ask for a contact name, phone number and e-mail address and request that details be confirmed in writing within the next fortnight
- f) follow up two weeks prior to the competition if arrangements have not already been confirmed
- g) let the organisers know of any unavoidable changes to your availability as soon as possible
- h) your commitment to judge is paramount and should only be broken if circumstances beyond your control intervene
- i) should such circumstances arise, try to provide organisers with the name of a replacement who is willing to take your place
- j) arrive at the venue 30 minutes before starting time
- k) have your rulebook with you
- l) advise the organisers prior to the day of the competition if you are bringing your own penciller/writer
- m) advise the organisers if you require a car (if applicable)
- n) remember the dressage event is a joint effort between organisers, competitors and judges and all deserve to be treated with equal respect and courtesy
- o) when accepting a judging commitment make sure you agree on travelling allowance and honorarium and make the OC aware of the distance you have to travel
- p) if more than 2 hours drive to the venue the judge has the right to ask for accommodation the night before. e.g. if starting before 10.30 am, likewise if they are to finish after 6.30 pm the same should apply in reverse
- q) adhere to the code of conduct as well as the dress code and at least smart casual and no work jeans as matter of respect for all involved in the competition
- r) make yourself available to discuss test papers with individual riders and make it known to the OC when you are available so that they can announce it over the PA
- s) discussion about an individual horse/rider test can only take place if the rider has with them their test sheet
- t) know the EA Disciplinary By-Laws and know what action to take should it occur (i.e. rules as per abuse of horse, rider, judge etc.) [www.equestrian.org.au](http://www.equestrian.org.au)
- u) insist on the ruling of receiving a draw at the same time as the competitors in order to be aware of any conflicts so that the OC can be advised as quickly as possible. The draw must indicate the breaks and lunch break as well as comply with the 40 horse rule
- v) ask for a mobile number to contact on the day of competition should you be delayed (flat tyre, accident etc) on the way to the venue
- w) offer assistance to the OC should it be necessary prior to the competition with regards to rules and

regulations re arenas, footing, risk and safety

- x) judges will at times be asked to judge lower levels e.g. Preparatory, Preliminary or Novice. This is really where we need our experienced judges in order to make sure that these horses and riders are put on the correct training path. Judges must therefore be prepared to judge all levels up to an including their accredited level and not only judge at the higher end of their accreditation
- y) judge what you see in a fair and unbiased way and avoid any personal comments such as 'have seen him go better'

#### **10.8.1 Risk Management and Dogs**

- a) no dogs or other distractions are permitted in the car or judging box with Judges
- b) apply risk management and safety principles at all times and act accordingly

#### **10.9 Out of Pocket Expenses for Judges -**

It is recommended that judges are paid the following for judging:

- a) a minimum of \$35 per day or \$15 per hour (whichever is greater); and
- b) mileage at the minimum rate of 50c per km for the round trip
- c) where airfares and/or accommodation are provided, the honorarium may be negotiated between the judge and the OC

#### **10.10 General**

- a) preferred writers for International FEI Competitions:
  - first preference to Judge Educators and Mentors
  - second preference to other senior judges eligible to supervise shadow judging (A, B, C or D)
  - third preference to E, F, H judges
- b) no judge should be expected to judge more than 40 horses/day
- c) no judge should judge over 35 horses in any one competition
- d) if a judge is required to judge more than one competition, there should be a minimum of 30 minutes between the last horse in one competition and the first horse in the next
- e) OCs should provide a quiet area, away from the score board, where judges can be given access to a duplicate copy of the full result sheet and individual judges marks for their perusal
- f) judges must stay on the grounds for a period of at least 30 minutes after the posting of the placings, so the results should be collated as quickly as possible
- g) judges are not permitted to use videos or any photographic equipment whilst judging

#### **10.11 Draw**

- a) prior to the event competitors and judges are to be:
  - sent a copy of the draw by e-mail or post, or
  - advised by e-mail when the draw is available along with details of a web address for access to the draw
- b) the draw is to include the name/s of the judges for each competition where possible
- c) the draw should allow for at least a 15 minute break for judges after every 10 horses judged

#### **10.12 Competitions**

- a) a horse may only enter and compete in two consecutive levels e.g. Prelim/Nov, PSG/Int I
- b) a horse may only enter and compete in no more than 3 tests in a day, which may include a freestyle test
- c) at Prix St Georges and above horses/ponies may only enter and compete in 2 FEI competitions per day this may include a Freestyle

#### **10.13 Maximum number of competitors per competition**

- a) 35 up to and including Prix St Georges
- b) at OCs discretion for competitions from Intermediate I to Grand Prix

#### **10.14 Results**

- a) results must be shown in percentages only (not total marks) to 3 decimal places for each judge, then averaged to achieve a final percentage score
- b) scores should be updated on the score board at very regular intervals, final results should be made available as soon as possible at the completion of a test
- c) final results must be signed off by the Chief Judge prior to posting
- d) competitors must have access to their test sheet/s within 30 minutes of the final results being posted
- e) final result sheets should be given to each judge at the end of competition
- f) if a rider withdraws prior to a competition, is excused, eliminated or a 'no show' prior to or during the performance of a test, the words 'withdrawn' or 'eliminated' or 'no show' or abbreviations must appear after the riders name on the results sheet

As per Rule 10.6 above a discussion between the judges must take place where there are discrepancies in the marks.

## **SECTION 11 – NATIONAL OFFICIATING ACCREDITATION SCHEME FOR DRESSAGE JUDGES IN AUSTRALIA**

These NOAS rules cover the ongoing education of EA members wishing to become accredited dressage judges; the training and examination required to attain accreditation; and the procedures required to remain accredited.

These NOAS rules refer to various rules and sections in the EA Dressage Rules. All Judges must own a copy of the EA Dressage Rules.

In 2005 the Australian Sports Commission approved EA's first National Officials Accreditation Scheme (NOAS) course which was for Judges in the sport of Dressage. The scheme was introduced in 2006 and is based on a syllabus approved by the Australian Sports Commission

Any variation or dispensation from the following rules must be referred to the Australian Dressage Judges Committee through the ADC for consideration.

### **11.1 Code of Conduct for Accredited Dressage Judges**

Accredited Dressage Judges must adhere to the 'The EA Code of Conduct for Officials' and 'The EA General Code of Conduct' and the EA Member Protection Policy. The FEI Code of Conduct for the Welfare of the Horse applies to all EA and FEI activities. Codes of Conduct and EA Sport Rules and By-laws are available at [www.equestrian.org.au](http://www.equestrian.org.au)

For complaints in relation to violation of any EA Code of Conduct, refer to the EA Dressage Rule 1.4 and EA General Regulations, articles 163-165

For Conflict of Interest see 1.6.2

#### **11.1.1 Dressage Judges Protocol**

- a) have an open and friendly attitude towards all competitors while being careful not to show familiarity towards those competing
- b) be aware that judges are responsible for setting and maintaining the image and standards of dressage both in the competition arena and away from it and that, as an ambassador for dressage, they should conduct themselves with dignity, honesty and good manners, especially in difficult situations
- c) treat requests from competitors to explain their decisions as an opportunity to assist the competitor to improve their performance
- d) honour a commitment to judge and if unforeseen circumstances prevent this, endeavour to help the organisers to find a replacement
- e) maintain an objective and fair mind towards all competitors which includes:
  - not taking into account knowledge of riders, horses or past performances
  - guarding against conflicts of interest and avoiding judging in situations where they have a close personal/professional relationship with a competitor or owner
- f) ensure to the best of their ability the same conditions apply to all competitors
- g) know and understand the scale of marks and ensure that their comments and marks are related
- h) maintain the same standard for all competitors in a competition and all events
- i) possession of a current Dressage Rule Book together with any amendments
- j) know the rules and be prepared to coordinate their personal opinion with the principles of the FEI and EA
- k) have thorough knowledge of correct training of the dressage horse as per the training scale and understand the requirements of the test they are to judge

## **11.2 Australian Dressage Judges Committee (ADJC) – Refer to Definitions**

## **11.3 State Dressage Authority (SDA)**

SDAs are the State Dressage Committees of EA unless otherwise specified. The SDAs are responsible for all matters relating to the day-to-day running of the sport, and training and accrediting of judges in accordance with the EA Dressage Rules. These matters may be delegated by the SDA to a State Judges Committee (SJC) but responsibility for these matters ultimately rests with the SDA. However, the SJC may, when necessary or appropriate, refer issues to the ADJC. On these occasions SDAs must be kept informed.

SDAs must ensure that accreditation courses and assessments are conducted by presenters and assessors as per rule 11.10 and 11.11.

## **11.4 Judge Accreditation**

Accredited judges may act as a member of a Ground Jury at events or competitions in Australia. Refer to the table at rule 11.24 for more details.

The National levels are:

- A-Level – accredited to judge up to and including Grand Prix level
- B-Level – accredited to judge up to and including Intermediate I level
- C-Level – accredited to judge up to and including Advanced level
- D-Level – accredited to judge up to and including Medium level
- E-Level – accredited to judge up to and including Elementary level
- F-Level – accredited to judge up to and including Competitive Novice level
- G-Level – authorised to judge up to and including Official Competitive Preliminary – with conditions – Refer to 11.28

Every third year all Dressage Judges are required to re-accredit with the EA National Office using the reaccreditation form and complete an Open Rule Book Test (ORBT). Once a judge has reaccredited with the EA National Office, they will appear on the National Judges list and can be found in the Officials Search on the EA web site [www.equestrian.org.au](http://www.equestrian.org.au)

## **11.5 National Officiating Accreditation Scheme (NOAS) is based on:**

- a) assessment activities which include:
  - shadow judging
  - sit-ins
  - written theory paper
  - practical judging exam
  - sport-specific and generic officiating information
- b) mentoring is recommended as an educational activity

## **11.6 Upgrading Judges**

All members seeking to upgrade must apply to do so in writing through their respective SDA. Applications will be invited by the SDA/SJC on an annual basis in January each year.

## **11.7 EA Young Horse and Para-Equestrian Judges and Accreditation**

### **11.7.1 Young Horse**

- a) specific Young Horse seminars for Young Horse Judges are to be conducted by two Young Horse Judge Educators approved by the ADJC
- b) Young Horse exams will be conducted by two Young Horse Judge Educators appointed by the ADJC
- c) Young Horse Judges are required to attend a Young Horse seminar at least every 3 years to maintain their accreditation
- d) Young Horse seminars and exams are to be conducted by the relevant SDA on approval by the ADJC



- e) Young Horse Sit-in assessment form to be completed
- f) to become a Young Horse Judge you must:
  - be at least D level. Note: D level YH judges must judge YH competitions with a higher level judge
  - attend and participate in a Young Horse Seminar
  - prior to sitting a Young Horse exam candidates are required to 'sit in' (this may include writing for Young Horse competitions) at a YH event with at least 6 horses in each of the 4, 5 and 6 year old age group. Minimum number of horses to be judged overall is 18
  - complete a theory exam with a mark of at least 80% (this should be completed at the end of the seminar/practical judging)
  - complete and be assessed as competent in a practical exam
  - a Young Horse practical examination can only take place where 4, 5 and 6 year old competitions are offered – preferably at the premier Young Horse event in each state e.g. State Young Horse Championships
  - in combination, at least 15 horses (minimum of 6 horses in the 4 yo competition) must be judged over the 3 age groups in the practical exam

#### **11.7.2 Para-Equestrian Judges**

- a) from 01/01/2015 all judges judging PE must be accredited
- b) PE seminars are to be conducted by a National PE Judge Educator
- c) seminars are to be of one day duration
- d) for reaccreditation purposes the judge must be in attendance for the entire duration of the seminar **and** be an active participant
- e) participation certificates are to be issued to attendees
- f) for reaccreditation, judges are required to attend a specific PE seminar every 3 years from 1/1/15
- g) to become a PE Judge you must:
  - be E level or above to judge National PE Para tests
  - be D level or above to judge FEI PE Para tests
  - attend and participate in a full day PE Seminar
  - demonstrate satisfactory skills in two assessments:
    - PE written theory test with a pass of at least 80%; and
    - one shadow judging which must at least cover Grades Ia, Ib and II
    - this shadow judging may take place at the PE seminar if sufficient horses or if not it may take place in conjunction with another PE event
- h) a PE accreditation seminar is to be held at least every 3 years

#### **11.8 Fast Track for FEI level riders and/or Level 2or 3 General or Specialist Dressage Coaches seeking to become a dressage judge**

Expression of interest from applicants who meet the criteria should be lodged with the state JSC for approval. The application form can be downloaded from the EA website.

##### **11.8.1 To enter the fast track scheme applicants must be:**

- a) FEI riders who have obtained an overall average total of 62% or better on 3 occasions in Official Prix St Georges or Intermediate I – performances to have been gained in the past 8 years are eligible to enter the scheme at Elementary level. Consideration may be given by the candidate's state JSC for entry at Medium level; or
- b) FEI riders who have obtained an overall average total of 60% or better on 3 occasions in Official Intermediate A or Intermediate B or Intermediate II or Official Grand Prix – performances to have been gained in the past 8 years are eligible to enter the scheme at Elementary or Medium level (it is the candidates choice); or
- c) EA NCAS Level 2 General or level 3 Specialist Dressage Coaches are eligible to enter at Elementary level. Consideration may be given by the candidate's state JSC for entry at Medium level; or

- d) EA NCAS Level 3 General or Specialist Dressage Coaches (eligible to enter at Elementary or Medium level).

Applicants must complete the Fast Track form that can be found on the EA website with the information below and forward to the relevant SDA

**11.8.2** ALL candidates are required to attend the relevant required seminar and complete and pass their ORBT before commencing their Shadow Judging. Once completed candidates will be accredited at G level and placed on the judges list. Candidates can then continue completing the remaining pre requisites.

**11.8.3 To become accredited at E (Elementary) level applicants must:**

- a) be a current EA member
- b) complete the current ORBT with a pass of at least 90% (this must be completed and passed prior to undertaking any shadow judging)
- c) attend a seminar that includes E level
- d) pass the Elementary theory exam with at least 80%
- e) generic units 1, 2, 3, 4 and 5 to be completed – refer to 9.18.

**Note:** Units 1, 4 & 5 will be covered in your seminar. Units 2 and 3 can be completed on-line or in a workshop situation

- f) shadow judge at least 2 entire Elementary competitions where the total number of horses judged overall is 24 or more. In order to judge the total minimum number of horses required it may be necessary to judge more competitions
- g) sit-in on at least two occasions at Elementary level
- h) the supervising judge for all shadow judging and sit-ins to be a Judge Educator or A or B Level Mentor
- i) pass the Elementary practical exam

**11.8.4 To become accredited at D (Medium) level:**

- a) be a current EA member
- b) complete the current ORBT with a pass of at least 90% (this must be completed and passed prior to undertaking any shadow judging)
- c) attend a seminar that includes D level
- d) pass the Medium theory exam with at least 80%
- e) generic units 1, 2, 3, 4 and 5 to be completed – refer to 9.18.

**Note:** Units 1, 4 & 5 will be covered in your seminar. Units 2 and 3 can be completed on-line or in a workshop situation

- f) shadow judge at least 2 entire Medium competitions where the total number of horses judged overall is 24 or more. In order to judge the total minimum number of horses required it may be necessary to judge more competitions
- g) sit-in on at least two occasions at Medium level
- h) the supervising judge for all shadow judging and sit-ins to be a Judge Educator or A or B Level Mentor.
- i) be assessed as competent in the Medium practical exam

Expressions of interest from applicants who meet the above criteria should lodge an application form (can download from the EA website) and forward it to the EA National Office who will then formally advise the relevant JSC.

## 11.9 Examining Authority

Accreditation examinations are conducted by:

- a) the ADJC for A & B practical exams
- b) the SDA in each State for C to F practical exams

These bodies in this context are hereafter referred to as the Examining Authority.

## 11.10 Judge Educators

In accordance with the NOAS, Judge Educators are responsible for the conduct and organisation of EA-approved accreditation and reaccreditation seminars, workshops and judge examinations.

Level of Judge Educator	Seminar Level	Examination Level
National A or FEI	Up to and including C level	Up to and including C level
FEI3*	Up to and including C level	Up to and including A level
FEI4* and FEI5*	Up to and including A level	Up to and including A level

### 11.10.1 Training of Judge Educators

The ADJC, on recommendation from the SDA who will provide a copy of all assessments to the ADJC, will be responsible for appointing Judge Educators. Judge Educators will be reviewed, in consultation with the relevant SDA, every 3 years.

It is expected that Judge Educators remain active and up to date with current education and assessment procedures as well as with technical dressage judging matters.

To become a Judge Educator judges must:

- a) be an accredited A-Level judge of at least three continuous years active participation in the sport immediately prior to commencing training
- b) be a current Mentor who has attended the required Mentor course (refer to rule 9.11.2)
- c) on at least 2 occasions co-present at one G or E-F and one D-C seminar and demonstrate their presentation and communication skills with favourable reports from the senior presenter at these seminars – assessment form to be completed by the Presenter on each occasion
- d) as a minimum Judge Educators are required to conduct at least two workshops or seminars, approved by the JSC, every three years to maintain accreditation.

### 11.10.2 Training of Young Horse Judge Educators

The ADJC, on recommendation from the SDA who will provide a copy of all assessments to the ADJC, will be responsible for appointing Young Horse Judge Educators. Young Horse Judge Educators will be reviewed, in consultation with the relevant SDA, every 3 years.

It is expected that Young Horse Judge Educators remain active and up to date with current education and assessment procedures as well as with technical young dressage horse judging matters.

To become a Young Horse Judge Educator judges must:

- a) must be an accredited Judge Educator for Dressage
- b) be an accredited Young Horse judge for at least three continuous years
- c) must be an active Young Horse judge
- d) on at least 2 occasions co-present at a Young Horse Seminar where the presenter is an FEI YH Judge Educator - assessment form to be completed by the Presenter on each occasion

## 11.11 Shadow Judging and Assessed Sit-Ins (See Annex E for details)

These are formal educational processes. They are compulsory and assessable prerequisites in preparation for upgrading to the next level.

At the completion of each shadow judging or assessed sit-in session the appropriate NOAS Shadow Judging or Sit-In evaluation form must be completed by the supervising judge with suitable notations. These forms are found on the EA website and must be retained by the candidate judge when completed. They must be produced at each shadow judging or assessed sit-in session, so the supervising judge can assess the ongoing training.

- a) Shadow judging and sit-ins may be done at the same event. If the same judge educator/mentor is used the shadow judging must be done before the assessed sit-in. However, if different judge educators/mentors are used then there is no restriction on what is done first – assessed sit-in or shadow judging.
- b) In principle in relation to Sit-Ins the requirements could be met at a single event providing two different JEs/Mentors are used.
- c) Rule 11.26 details the number of competitions required for shadow judging and the requirement for assessed sit-ins.
- d) For privacy of competitors, shadow judging test sheets are to be destroyed once they have been discussed by the candidate and supervising judge.
- e) It is the responsibility of the Judge Educator/Mentor to give honest assessment of the candidate's progress in preparation for the practical examination

Details of Shadow Judging payment to JEs and Mentors can be found at 11.29

**11.11.1 Procedures: Those who can Supervise Shadow Judging and Assessed Sit-Ins**  
(See also Annex E for details)

Supervision of shadow judging and assessed sit-ins for accreditation purposes can only be carried out by an ADJC appointed Judge Educator or Mentor, or a visiting FEI Judge who must be endorsed by the Chair of the ADC or the ADJC. Judges Educators are also Mentors.

The supervising judge for shadow judging and sit-ins must be at least an appointed D-Level Mentor or Judge Educator as per the table below.

Candidate Level	Exam Level	Minimum Level of Mentor/Judge Educator for Shadow Judging or Sit-Ins (must be an appointed JE/Mentor)
G	F	D
F	E	D
E	D	C
D	C	B
C	B	A
B	A	FEI

The following procedures must be followed when arranging shadow judging and sit-ins:

- a) shadow judging and assessed sit-ins can be carried out at any competition providing a Judge Educator or Mentor is judging (e.g. shadow judging by video is not permitted)
- b) shadow judging - the entire competition required for the shadow judging to be included as a pre requisite
- c) assessed sit-ins – where possible the candidate should sit-in for the entire competition – refer to table at 9.26 for further details
- d) assessed sit-ins – must be a one on one situation – only 1 candidate to sit-in at a time
- e) assessed sit-ins should be with at least two (2) different JE/Mentors
- f) the candidate is to approach the OC in order to obtain a copy of the draw which should include the starting time of the competition they wish to shadow judge or sit-in along with the name of the competition judge (usually Chief Judge)
- g) candidate to approach competition judge for permission to shadow judge or sit-in
- h) for shadow judging the candidate judge must provide their own writer, clipboard, judging sheets, and arrange to have the test sheets totalled or do it themselves

- i) if shadow judging from a vehicle, there should be no moving of a vehicle prior to the end of the competition

#### **11.11.2 Appointment of Mentors**

- a) the ADJC, on recommendation from the SDA, will be responsible for appointing Mentors
- b) all judges being recommended for appointment by the ADJC as a Mentor must have attended an approved Mentors Course prior to being recommended. NOTE: completion of SSTA (Skill Specific Trainer or Assessor) or CE (Coach Educator) qualification as a coach meets this criteria along with any judge who has a teaching qualification or has a current Certificate IV in Workplace Training and Assessment
- c) mentors will be reviewed, in consultation with the relevant SDA, every 3 years.
- d) the ADJC provides (through the SDAs and NO) for appropriate education on how to interact and impart their knowledge to candidates and others.
- e) SDAs may invite suitably-qualified A, B, C or D Level judges or suitably-experienced retired judges to be a Mentor
- f) the names should be sent to the ADJC for final approval before being placed on the official list
- g) if they are a retired judge then they must keep themselves refreshed through attending dressage educational activities and attend a seminar at their previous judging level and complete the ORBT with at least 90% every three years at re-accreditation time

#### **11.11.3 Ways for a candidate to do Shadow Judging**

**(See Annex E – Dressage Shadow Judging –Procedures to Candidates and Clubs)**

- a) obtain approval from the JE/Mentor judge prior to the competition
- b) judge a Competitive, Participation or Eventing competition in an unofficial capacity
- c) all shadow judging for upgrading assessment must be carried out in conjunction with a competition (e.g. shadow judging by video is not permitted)
- d) the candidate must retain their sheets and calculate their scores
- e) in conjunction with the supervising competition judge, have a number of the test sheets discussed and compared
- f) the supervising competition judge needs to make arrangements with the OC/scorers for a suitable number of the actual competition test sheets to be available from the competition the candidate has shadow judged. Such sheets (or preferably copies) must have had the scoring finalised
- g) time **must** be set aside for useful discussion to occur between the supervising competition judge and candidate doing the shadow judging
- h) in order to be of educational benefit both judging **and** discussion must occur
- i) the supervising competition judge is to complete the NOAS Shadow Judging evaluation form which will be provided by the candidate
- j) the evaluation form is to be completed by the supervising judge and kept by the candidate to be submitted to the Examining Authority prior to sitting the practical examination
- k) shadow judging can also be undertaken at Eventing Dressage provided the required Judge Educator/Mentor as per 11.11.1 is the supervising judge:
  - 1\* Eventing Dressage Tests can be used for Novice shadow judging
  - 2\* Eventing Dressage Test can be used for Elementary shadow judging
  - 3\* Eventing Dressage can be used for Medium shadow judging
- l) shadow judging can also be undertaken at Pony Club provided EA dressage tests are used and the required Judge Educator/Mentor as per 11.11.2 is the supervising judge

#### **11.11.4 Ways for a candidate to do Assessed Sit-Ins**

Sitting-in (either assessed or not assessed) is a learning process and whilst there is now a compulsory element for an assessed sit-in for upgrading, all judges are encouraged to use sitting-in as a continuing learning exercise.

- a) obtain approval from the JE/Mentor judge prior to the competition

- b) a single candidate should sit-in with an appointed JE/Mentor judge for the entire competition where possible
- c) the candidate is to be asked questions about riding/judging principles in the break or when time allows. Corrections should be given immediately by the JE/Mentor if needed
- d) after the competition there should be a chance for a short discussion about the outcomes of the Sit-In, emphasising the strong and weak points and giving further recommendations
- e) if the candidate has indicated that the sit-in is to be assessed the JE/Mentor is to complete the NOAS Sit-In evaluation form which will be kept by the candidate to submit to the Examining Authority prior to sitting the practical examination.
- f) an assessed sit-in may be substituted for one shadow judging for D, C, B or A only. If upgrading to B or A level then the dropped shadow judging applies to the lower level only e.g. PSG or Inter II

### 11.12 Judges Seminar

These seminars provide an opportunity for discussion between judges and candidate judges to find the standard. An approved EA judges' seminar may only be conducted by EA Judge Educators, or FEI Judge Educators being foreign International Judges conversant with conducting Judge Education Seminars. Visiting FEI Judge Educators must be endorsed by the Chair of the ADC or the ADJC.

It is recommended that at least one seminar at each level should be held annually in each State.

- a) the level of seminars to be as follows:
  - G Level – Stand alone (preferred)
  - Any 2 consecutive levels F-C
  - B-A Level
- b) a seminar is to cover no more than two national levels
- c) to conduct a seminar in a regional area that includes three national levels (e.g. G/F/E) the approval of the ADJC is required on recommendation from the SDA providing that existing G level judges can attend only to maintain their accreditation (seminar NOT for candidate judges)
- d) must be of at least one day duration
- e) for upgrading or reaccreditation purposes the judge must be in attendance for the entire duration of the seminar **and** be an active participant
- f) must include (but not limited to):
  - basic principles to be adhered to when judging – including Eventing
  - role of EA and NOAS – Generic Unit 1
  - ethical issues – Generic unit 4
  - horse welfare – Generic unit 5
  - rules and protocol – including Eventing
  - training scale
  - discussion of paces
  - explaining the collective marks
  - practical judging practice usually individual movements and may be whole tests with suitable horses
  - any updates relevant to the level of seminar
- g) videos may be used only as an additional aspect of teaching or for assessment.

### 11.13 National or State Judges Symposium

State or National Dressage Symposia provide a level of practical teaching and may include judges of all levels, trainers and riders. These may be deemed by SDAs or the ADC as a reaccreditation seminar for NOAS Dressage Judges reaccreditation.

#### **11.14 Judges Workshops**

- a) workshops are to be conducted by a Judge Educator or other person approved by the ADJC on recommendation from the SDA
- b) workshops may be held on varying subjects and may be of less than one day duration e.g. 2-3 hours or more
- c) subjects are limitless and may include:
  - types of competitions such as freestyles, young horse or pony dressage
  - rules and procedures
  - sport science
  - judge/trainer/rider interaction at all levels
  - generic units 2 and 3

#### **11.15 General Conditions to Maintain Accreditation**

To remain an EA NOAS-accredited Judge, Judges must carry out these requirements:

- a) be a member of EA - see General Regulations re membership levels
- b) complete an Open Rule Book Test (ORBT) every two years with a mark of at least 90%

##### **11.15.1 Compulsory – to be achieved over a period of three years**

- a) attend a seminar at least every 3 years at their level as per rule 11.12 (Note: F level judges may attend an G level seminar and G level judges may attend an F/E level seminar to maintain their accreditation)
- b) if also accredited Young Horse or Para-Equestrian judge attend the relevant seminar at least every 3 years
- c) attend at least two (2) workshops in the accreditation period i.e. attend a seminar or a workshop every year (rule 11.12 and 11.13)
- d) judge 6 Official Competitive events at your highest judging level
- e) judge 3 other events at any level up to your highest level (these can be Official Competitive, Official Participation, Restricted Participation, Young Rider, Pony, AHRC, Eventing, Inter Schools (providing the Officials judges table is used) etc.
- f) judges must earn a minimum of 18 points over a three-year period from the Activities Table on the EA NOAS Dressage Judges Reaccreditation form

Judges must have access to the official calendar of dressage events in their state and a list of event secretaries whom they may contact for appointments to judge. This information may be obtained from the EA website calendar or the EA Branch office.

#### **11.16 Exemptions from any Prerequisites**

Dispensation from any of the requirements of the NOAS must be submitted in writing to the SDA and forwarded for consideration to the ADJC.

#### **11.17 Limitation of Time**

All Levels:

- all of the requirements for upgrading have a tenure of **24 months**. This includes shadow judging, sit-ins, seminar attendance, theory and practical examinations

Exceptional circumstances may be considered on application in writing to the SDA and forwarded for consideration to the ADJC.

## 11.18 Upgrading Criteria

Where a judge has started the upgrading process from one level to another and there is a change of rules that affects the process the rule in place at the time when the candidate started the upgrading process will continue to apply.

- a) seminar (refer to rule 11.12)
- b) generic units (those upgrading from F to E and all fast track candidates)
  - unit 1 - Role of EA and NOAS
  - unit 2 - Communication and Conflict Resolution
  - unit 3 - Safety and Risk Management
  - unit 4 - Ethical Issues
  - unit 5 - Horse Welfare

Note: Units 4 & 5 will be covered in all seminars. Units 2 & 3 can be completed on-line (<https://learning.ausport.gov.au>) or in a Workshop situation

- c) shadow judging (refer to rule 11.11)
- d) sit-In (refer to rule 11.11)
- e) theory examination (refer to rule 11.18.1)
- f) practical examination (refer to rule 11.27)
- g) riding requirement for D level and above (refer to rule 11.26)
- h) any variation/exception to the riding requirement is to be referred to the ADJC by the SDA for consideration where each submission will be assessed on a case by case basis

### 11.18.1 Theory Examination (Excluding G)

- a) the theory examination, which is a closed rule book examination, is held at a time and place as determined by the SDA
- b) the theory examination, in principle, should be completed at least 2 months prior to sitting the practical examination
- c) if a candidate fails the theory exam a second attempt can be done at a time negotiated with the SDA, providing a new theory paper has been released
- d) the exam papers are set by the ADJC and are available to the SDA from the EA National Office. These exam papers are reviewed annually by the ADJC
- e) the delegated Judge Educator must mark the theory paper and the marked theory papers must be returned by the marker to the Examining Authority within 14 days of receipt of the paper
- f) the SDA is responsible for advising the candidate of the results of the theory examination, including forwarding the assessment sheet only, within 7 days after receiving the marked paper
- g) the marked theory paper is not to be returned to the candidate. The candidate, under supervision, may look at the marked theory paper but cannot take the original or a copy. This should take approximately 30 minutes

### 11.18.2 Shadow Judging

All shadow judging requirements MUST be completed prior to sitting the practical examination.

### 11.18.3 Practical Judging Examination

- a) practical examinations using videos is not permitted
- b) practical examinations are only conducted by current Judge Educators
- c) the Examining Authority for A and B level practical exams is the ADJC
- d) the Examining Authority for C, D, E & F level practical exams is the SDA
- e) A and B level exams will be conducted annually in principle at the Australian Dressage Championships and at another suitable event (subject to the number and quality of horses), with the venue to be advised to candidates at least 6 months prior to the practical exam
- f) it is recommended that all C exams are conducted at the relevant State Championships
- g) writers for exam candidates should not be a judge. However, if they are a judge then the writer must be at least 2 levels lower than the exam e.g. C exam writer no higher than an E level judge



Level of Judge Educator	Examination Level
National A or FEI	Up to C level inclusive
FEI	Up to A level inclusive

- h) the practical judging examination is to be held in conjunction with an Official competition
- i) the test to be used must be the highest graded test in each level and must consist of an entire competition so that not only the standard of each horse is assessed but also the candidate's ability to rank horses in an entire competition is assessed (Refer to Rule 11.27 for the minimum number to be judged at each level)
- j) the Examining Judge Educator is to debrief candidates at the conclusion of practical judging
- k) practical judging sheets to be assessed in line with the Guidelines for JEs for the Assessment of Practical Examinations, determined by the ADJC and the final recommendation and results are to be returned to the Examining Authority within 14 days
- l) the Examining Judge Educator has the sole responsibility for assessing candidates as competent or not yet competent
- m) the Examining Judge is encouraged to discuss with other Judge Educators any section of the examination that may need a second opinion especially if a candidate is deemed 'not yet competent'
- n) all candidates are to be advised of the outcome of their exam by the Examining Authority within the timeframe previously mentioned

#### 11.18.4 Examination Failures

- a) if a candidate is not yet competent in the theory examination, a second attempt can be done at a time negotiated with the SDA providing a new theory paper has been released
- b) if a candidate is not yet competent in the practical examination, a second attempt can be done. The Examining Authority will contact the candidate to arrange a suitable time for this to occur
- c) if a candidate is assessed as competent in the theory examination and is 'not yet competent' in the practical judging, they are not required to re-sit the theory paper provided that the practical exam is re-sat and successfully completed within a two-year period. However, if a new rule book is issued during this period the candidate will be required to complete an Open Rule Book examination and obtain a mark of at least 90%
- d) if an examiner is of the opinion that in order to upgrade the candidate needs further education through mentoring and/or shadow judging they will remain at their current level until such time as the further education is satisfactorily completed
- e) candidates who are assessed as 'not yet competent' in a practical examination on two occasions will be required to:
  - complete a further minimum of one year of judging
  - must attend an official EA Judges Seminar at their existing level
  - submit sufficient proof of further shadow judging at the level they wish to upgrade to as per rules 11.27 and 11.28
  - submit sufficient proof of further mentoring and/or shadow judging at the level they wish to upgrade to as per rule 11.26
- f) candidates that have failed their practical examination on three occasions (under 3 different examiners and if practicable one of which is an interstate examiner) will not be eligible to apply for any further upgrades

### **11.19 How to Become a G Level (Preliminary) Dressage Judge**

Anyone interested in becoming an accredited judge should pursue the following procedure: (FEI level riders seeking to fast track, refer in addition, to rule 11.8)

- a) be at least 17 years of age
- b) be a current financial EA member in the appropriate category
- c) complete the application form, available from the SDA
- d) although not a compulsory requirement, the following questions will be asked:
  - experience as a competition rider including highest level ridden
  - details of coaches used by the applicant
  - experience as an instructor
  - number of times assisted an accredited judge as a writer (an essential item)
  - EA approved Judges' seminars/workshops/symposium attended with details of dates and presenter(s)
  - any other relevant information
- e) attend an EA-approved G level judges seminar
- f) complete the G level Open Rule Book Test (ORBT) with a mark of at least 90%
- g) Shadow Judge one entire Preliminary and one entire Novice competitions; or two entire Novice competitions with at least ten horses in each competition with an appointed JE or Mentor
- h) Shadow Judging form to be completed and forward to the State Judges Committee along with recommendation
- i) the G level exam and seminar must be completed before undertaking the shadow judging

Once the G level ORBT has been submitted to the SDA and has been assessed as being satisfactory along with the required shadow judging, the applicant is accredited at G level.

### **11.20 Lapsed Accreditation and Leave of Absence**

The following requirements will be necessary in order for an NOAS judge to reaccredit:

#### **11.20.1 Lapsed For up to 1 Year**

Judges who have asked for leave of absence or exemption for up to 1 year:

- a) be a current financial EA member in the appropriate category
- b) upon written application a judge must fulfil all requirements as per rule 9.15 so they can be reaccredited without the need for any further examination
- c) if previously Young Horse or PE accredited must have attended the relevant seminar within the past 3 years
- d) must have sought leave of absence in writing for a maximum of one year
- e) must have attended a seminar at their level within the last 12 months
- f) must have completed an Open Rule Book Test as part of the previous re-accreditation process with a mark of 90% or more
- g) if also Young Horse or Para-Equestrian accredited, required to also complete the relevant ORBT with a mark of 90% or more

### **11.20.2 Lapsed for more than 1 year and less than 3 Years**

Judges whose accreditation has lapsed for more than 1 year but less than 3 years must:

- a) be a current financial EA member in the appropriate category
- b) participate in an official EA Seminar at their past accredited level
- c) if previously Young Horse or Para-Equestrian accredited must have attended the relevant seminar within the past 3 years
- d) sit-in on at least one occasion at their previous highest level
- e) shadow judge at their previous highest accredited level the following minimum number of horses for assessment by a Judge Educator
  - Novice 20
  - Elementary 15
  - Medium 10
  - Advanced 10
  - Intermediate I – 6
  - Grand Prix – 6
- f) approval of the ADJC is to be sought for any deviation from the above
- g) complete an Open Rule Book Test with a mark of at least 90%
- h) upon written application and fulfilling all requirements, they will be reaccredited without the need for any further examination
- i) if also Young Horse or Para-Equestrian accredited, required to also complete the relevant ORBT with a mark of 90% or more
- j) G judges must recommence their training from the beginning.

### **11.20.3 Lapsed for 3 to 5 Years**

Judges whose accreditation has lapsed for more than 3 years must complete the requirements of 11.20.2 and will be required to re-sit and be assessed as competent in both theory and practical examinations at their existing level before being reaccredited. The same conditions apply regarding the practical exam as for upgrading in relation to the minimum number of horses to be judges – refer to rule 11.27.

- a) all pre-requisites MUST be completed prior to sitting the practical exam
- b) returning A and B judges must sit their practical exam at either the National Championships of the Dressage Festival and such arrangements are to be made through the ADJC
- c) G judges must recommence their training from the beginning

### **11.20.4 Lapsed for more than 5 years**

Judges whose accreditation has lapsed for more than 5 years must re-enter the system at F level. However, cases submitted to the ADJC, in writing, by the SDA for any variation to the following will be assessed on a case by case basis.

Those returning at F level (Novice) must complete the following:

- a) be a current EA member in the appropriate category
- b) participate in an official EA Seminar at F level
- c) sit-in on at least one occasion at Novice level
- d) shadow judge at least one entire Novice competition with at least 20 horses
- e) the supervising judge is to be a Judge Educator
- f) complete an Open Rule Book Test with a mark of at least 90%
- g) complete the Novice theory exam with a pass of at least 80%
- h) complete the Novice practical exam judging a minimum of 15 horses
- i) examining judge to be a Judge Educator
- j) all pre-requisites must be completed prior to sitting the practical exam
- k) G judges must recommence their training from the beginning

## **11.21 Interstate Transfer**

Judges transferring from one State to another are required to notify their existing and their new SDAs.

### 11.22 Foreign Judges Accredited Under another National Scheme

Applications will be forwarded to the ADJC by the EA National Office for consideration.

Foreign Judges, accredited under another National scheme who wish to become accredited under the NOAS in Australia, are required to:

- a) give written proof from their NF or the FEI that they are an accredited judge and their current standing
- b) attend a seminar at their level or deemed level
- c) complete the Open Rule Book Test including the relevant level specific questions with a mark of 90% or more
- d) complete shadow judging as determined by the ADJC
- e) demonstrate they have a command of English adequate to communicate with riders and Officials

### 11.23 Complaints against EA NOAS Judges for Judging Standards

- a) complaints to be considered by the SDA are to be forwarded in writing, in confidence to the SDA within 14 days of the event
- b) the SDA must respond to every written complaint and needs to keep accurate and complete confidential files on these matters
- c) if the SDA considers that the number or type of complaint against a particular judge warrants further consideration then they can request the judge:
  - to provide a response in writing to the details of the complaint(s)
  - if necessary, to attend a meeting with a panel of judge educators
  - to attend a further seminar
  - to participate in a mentor program with an experienced judge educator
  - to sit further assessment examinations
  - if warranted, the judge may be suspended for a period of time or downgraded one level, but only when the SDA has explored all other avenues
- d) refer to EA Regulation 169.6.3 for the Penalty in relation to incorrect behaviour towards Event Officials or any other party connected with the Event (rider, owner, journalist, public etc.)  
**Note:** Complaints against the Code of Conduct are to be referred directly to your EA State Branch

**11.24 Requirements to Remain NOAS-Accredited**  
(EA Membership to be current at all times)

<b>Current Level:</b>	<b>G</b>	<b>F</b>	<b>E</b>	<b>D</b>	<b>C</b>	<b>B</b>	<b>A</b>
<b>Compulsory every 3 years</b>							
Judges Reaccreditation Form to be completed at 1 <sup>st</sup> April every third year with proof of completed and marked ORBT at 90% or higher	✓	✓	✓	✓	✓	✓	✓
Must attend and participate in at least one EA-approved Judges Seminar <b>at your level</b> at least every three years (F level may use a G level seminar for this purpose and G level can use an F/E seminar for this purpose.)	✓	✓	✓	✓	✓	✓	✓
<b>Compulsory on alternate year</b>							
One of the following is required with active participation:  Any approved judges seminar at any level may be attended and utilised for reaccreditation OR A symposium or workshop every other year related to judging matters.	✓	✓	✓	✓	✓	✓	✓
<b>Compulsory every 3 years - Young Horse Judges only</b>							
Attend a Young Horse Seminar	X	X	X	X	<b>YH Judges Only</b>		
Pass the YH section of the ORBT							
<b>Compulsory every 3 years Para-Equestrian Judges only</b>							
Attend a Para-Equestrian Seminar	X	X	<b>P-E Judges Only</b>				
Pass the PE section of the ORBT							
<b>Completed over the 3 year period</b>							
Minimum Judging Requirements (excluding Freestyles): Judge at 6 Official <b>events</b> at your highest judging level (i.e. 2 per year) <b>NB:</b> Inter II recognised for A-Level. A level judge may substitute an SJ at GP or Inter II <b>NB:</b> Inter II, Inter A, Inter B recognised for A level	X	✓	✓	✓	✓	✓	✓
Judge at three other <b>events</b> at any level up to your highest level – refer to 11.15.1	X	✓	✓	✓	✓	✓	✓
judges must earn a minimum of 18 points over a three year period from the Activities Table on the EA NOAS Dressage Judges Reaccreditation form	✓	✓	✓	✓	✓	✓	✓
Minimum Judging Requirements: Judge at 6 Participation/Restricted Club <b>events</b> at Prelim/Novice level. Can also include Eventing Dressage	✓	X	X	X	X	X	X

**11.25 Updating Activities/Points for reaccreditation** – Judges may use any combination. Activities must be verified and signed by EA Administrator/Judge Educator/Mentor and sent with Reaccreditation Form. Form available from [www.equestrian.org.au](http://www.equestrian.org.au)

**Note: All Activity Points are accrued over and above your compulsory requirements for maintaining your accreditation re seminar, workshops, official judging at highest level and other judging**

<b>Updating Activity</b> A minimum of 18 points to be accrued during the re-accreditation period	<b>Points</b>
a) Upgrade to the next level of judging	6
b) Present an EA seminar (JEs only)	6
c) Complete the ASC Officiating General Principles Course on-line – <a href="http://www.ausport.gov.au/participating/officials/education/onlineofficial">http://www.ausport.gov.au/participating/officials/education/onlineofficial</a>	6
d) Participate in or attend a dressage workshop/seminar <ul style="list-style-type: none"> <li>• 2-5 hours duration</li> <li>• 5-8 hours duration</li> <li>• More than 1 day</li> </ul>	2 4 5
e) Participate in EA-approved workshops with international judges of at least 4*	3
f) Ride at an EA seminar or an assessment day as a demo rider	3
g) Train/qualify (including maintaining/upgrading) as an EA Official other than a dressage judge	3
h) Actively assist in the administration of the EA officiating program (National, SDA, Judges C'tees etc – attend committee meetings, assessments and seminars)	3
i) Additional Official Competitive/Participation judging	2 per event
j) Act as a penciller/writer for a higher-level judge	3
k) Attend a workshop/course on one of the Dressage generic units 2 or 3	2
l) Maintain accreditation as an EA NCAS-accredited General or Dressage Coach	2
m) Oversee the shadow judging of an upgrading candidate judge (JEs/Mentors)	3 per event
n) Upgrading judges undertaking the shadow judging	2 per event
o) Judge at Club/Preparatory competitions (G Level Judges only)	2 per event/max of 2 events
p) Attend an EA endorsed State or National Coaching Clinic either as a rider or observer	3
q) Non-Assessed sit in	2 points/max 2 Sit-Ins

### 11.26 Requirements for Upgrading to the Next Level

- a) all prerequisites MUST be completed before practical upgrading exam may be attempted
- b) pre requisites for the next level are not to be commenced until upgrading to the previous level is complete
- c) re Shadow Judging - in order to judge the total minimum number of horses required at each level it may be necessary to judge more competitions than required

Requirements	Upgrade to F	Upgrade to E	Upgrade to D	Upgrade to C	Upgrade to B	Upgrade to A
<b>General</b>						
Minimum age	18	20	20	20	20	20
Current EA member	✓	✓	✓	✓	✓	✓
Level of seminar to attend	E or F	E or D	D	C	A or B	A or above
Minimum Level of JE Examiner	A	A	A	A	FEI	FEI
Complete Generic Units 1,2,3, 4 and 5 (Refer to 11.18)		✓				
<b>Riding Requirement</b>						
Attained at least 55% on at least 2 occasions judged by accredited NOAS judge/s. Can be higher level	N/A	N/A	Novice	Elem	Medium	Medium
<b>Shadow Judging</b>						
Level of competition to be judged	Novice	Elem	Med	Adv	PSG & INT I	INT II level ** & GP
Min number of entire competitions to be judged	3	3	4	4*	3 each*	3 each*
Min number of horses in each competition	10	10	6	6	6	3
Min number of horses to be judged overall (more is better)	30	30 ***	24	24	36	18
Supervising JE/Mentor to be at least	D	D	C	B	A	FEI
Shadow judging evaluation form to be completed each time	✓	✓	✓	✓	✓	✓
<b>Sit-Ins</b>						
Must occur on at least two separate competitions with a different JE/Mentor (could be completed at the one event)	2	2	2	2	2	2
Supervising JE/Mentor to be at least	D	D	C	B	A	JE
Sit-In evaluation form to be completed each time if it an assessed sit-in	✓	✓	✓	✓	✓	✓
<b>Writer</b>						
Take opportunities to act as a writer or time/course watcher at a higher level	✓	✓	✓	✓	✓	✓

\* One shadow judging may be replaced by an additional sit-in (Advanced & above only). However, if upgrading to B or A level then the substituted sit-in must apply to the lower level e.g. PSG or Intermediate A/ Intermediate B/Intermediate II respectively

\*\* Intermediate II level includes Intermediate A, Intermediate B and Intermediate II

\*\*\* Fast Track 24.

### 11.27 Examination Requirements

REQUIREMENTS	Upgrade to F	Upgrade to E	Upgrade to D	Upgrade to C	Upgrade to B	Upgrade to A
Complete a Theory exam with a mark of at least 80%. To be completed prior to Practical exam. If that mark is not achieved the candidate is not able to sit the practical examination	✓	✓	✓	✓	✓	✓
Demonstrate ability to participate in discussion at judges workshops	✓	✓	✓	✓	✓	✓
Adhere to Code of Conduct for officials	✓	✓	✓	✓	✓	✓
Judge an entire Official Competitive competition at the upgrading level	Nov	Elem	Medium	Adv	Inter I	GP
Minimum Level of Judge Educator	A	A	A	A	FEI	FEI
Min horses to judge in practical exam	15	15*	10*	10*	15	15
<b>*Note</b> – it is recognised at times it may not be possible to have the required minimum number of horses. In such cases it is suggested that the candidate also judge another Medium or Advanced as the case may be on the same day under exam conditions or try to get additional horses to ride HC						
The closeness of marks of each movement, the placings and spread of marks from highest to lowest and suitability of comments will be taken into account for results of practical judging by examining judge	✓	✓	✓	✓	✓	✓
Test sheets will be assessed in detail by examining judge	✓	✓	✓	✓	✓	✓
All of the above will be taken into consideration by examining judge to enable them to reach a final decision	✓	✓	✓	✓	✓	✓



**11.28 Number/Level of Judges Required to Judge a Competition**

These tables do not include the number of judges required for State or AUS Championships – Refer Section 8

**OFFICIAL COMPETITIVE Competitions**

ADC recommends that a minimum of 2 judges are to officiate at every competitive competition.

**Please note:** For State and National Championships qualifications, competitors must submit 3 scores, 2 of which must be from competitions with 2 Judges officiating.

The table below indicates how many judges are required for an Official Competitive competition.

Level of Judge	Prelim	Nov	Elem	Med	Adv	PSG	Inter I	Inter A&B	Inter II	Grand Prix
A	1	1	1	1	1+	2+	2+	2+	2+	2+
B	1	1	1+	1	1+	2+	2+			
C	1	1	1+	2	2					
D	1+	1	2	2						
E	1+	2	2							
F	1+	2								
G	1 + F ↑									

Exemptions from any of the requirements for the number of judges as listed above in the table, for exceptional circumstances must be made in writing to the State Dressage Authority (SDA) by text or email. The SDA is to report to the ADC when these exemptions are granted.

**OFFICIAL PARTICIPATION Competitions**

**Note:** For details about judges for Para Equestrian events (PE) please see Rule 13.10.1

Level of Judge	LEVEL OF PARTICIPATION COMPETITION	
	Preliminary	Novice
A	1	1
B	1	1
C	1	1
D	1	1
E	1	1
F	1	1
G	1	2**

\*\* The 2<sup>nd</sup> judge recommended to be at least F level

### 11.29 Payment to Judge Educators and/or Mentors

The following fees are payable to Judge Educators:

- a) minimum \$300 for 1 day; or if longer than 2 days then the fee to be negotiated for the conduct of judges' seminar
- b) minimum \$25 per candidate for the marking of all levels of theory papers F to A.
- c) minimum \$20 per candidate for the marking of Young horse theory papers
- d) minimum \$50 per candidate undertaking a practical exam where the OC provides all results on a spread sheet. If the OC is unable to provide this assistance, there will be a cost involved to cover the additional work done by the JE @ \$50 **per hour** per candidate – maximum \$150 per candidate
- e) minimum \$50 per candidate for the assessing of Young Horse practical exam
- f) in addition to the above where the Judge Educator is driving to the fixture they may claim mileage at 50c per km for the round trip
- g) \$25 per candidate for each shadow judging session
- h) when a rider, who is also an accredited judge, has entered to compete at an event and subsequently is asked to judge at the same event, the usual practice shall be that the rider/judge is paid the judging honorarium only, but not the travel money

The following fee is payable to Mentors:

- \$25 per candidate for each shadow judging session

### 11.30 Para-Equestrian Dressage Judges

To judge **EA Para-Equestrian Dressage** competitions judges must be at least:

- a) E (Elementary level) to judge EA Tests in all grades (Ia, Ib and II III and IV).
- b) D (Medium level) to judge all FEI and EA Tests in all Grades Ia, Ib, II, III and IV
- c) from 1/1/15 all judges of PE competitions must be accredited through a PE Education Seminar

To judge the **FEI Para-Equestrian tests at national events** judges must:

- d) be at least a D level judge of at least two years standing
- e) have attended an official EA PE accreditation seminar conducted by a National PE Judge Educator or FEI PE Judge Educator
- f) from 1/1/15 all judges of PE competitions must be accredited through a PE Education Seminar

### 11.31 Potential Applicants for FEI 3\* or FEI PED 3\* Judge Status

National Judges wishing to upgrade to FEI 3\* or FEI PED 3\* must apply to ADJC.

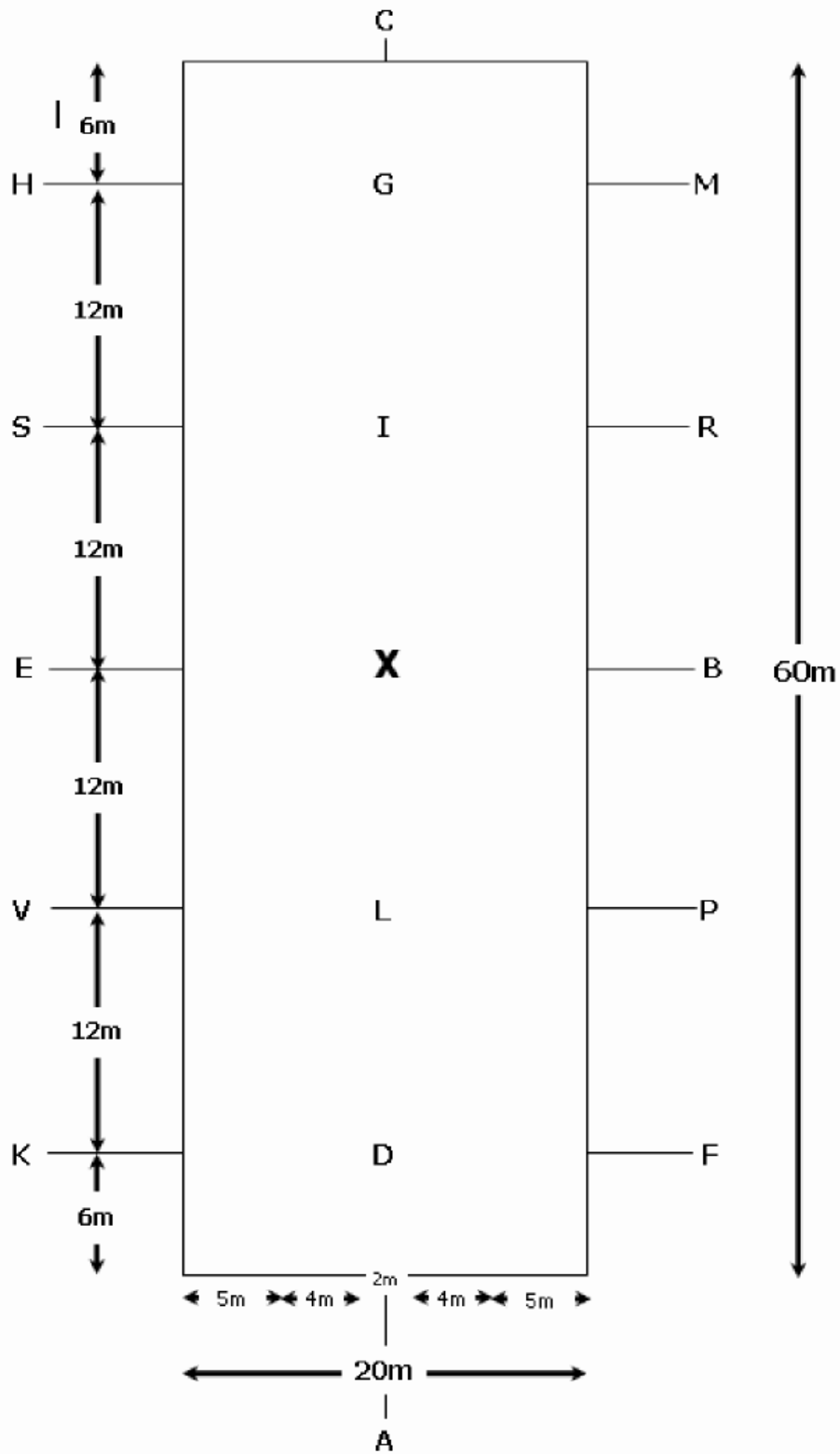
- a) the application must provide a detailed and significant history (several years) of evidence to the ADJC and NO outlining their appropriate contribution to dressage or PE dressage
- b) the application must also address the requirements as per the FEI Education System for Judges and the Education System for PE Judges - Section 3 – Entry Requirements the
- c) deadline to become an FEI 3\* or FEI PED 3\* Judge is 57 years of age
- d) details of the FEI Education System can be found on the FEI web site –

**FEI 3\*** - <http://www.fei.org/fei/your-role/officials/dressage/education-system> or

**FEI PED 3\*** - <http://www.fei.org/fei/your-role/officials/dressage/ped-education-system>

ANNEX A – Dressage Arenas.

60 x 20 & 40 x 20.



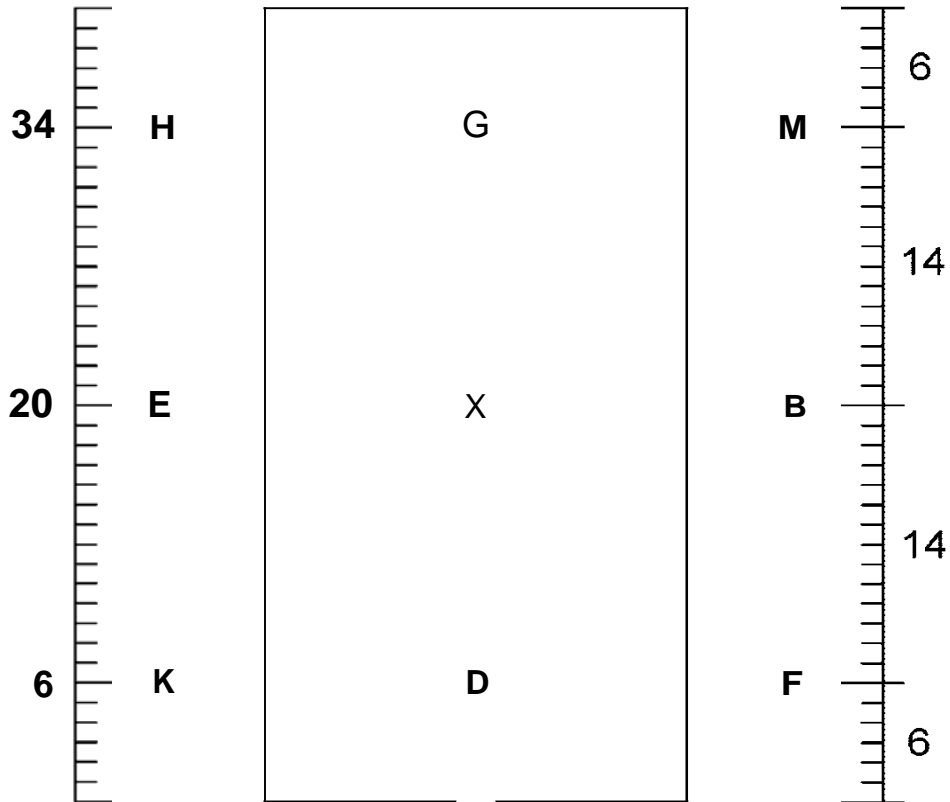
# 40m X 20m

## Dressage Arena

5 10 15



**C**



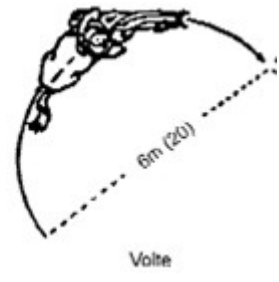
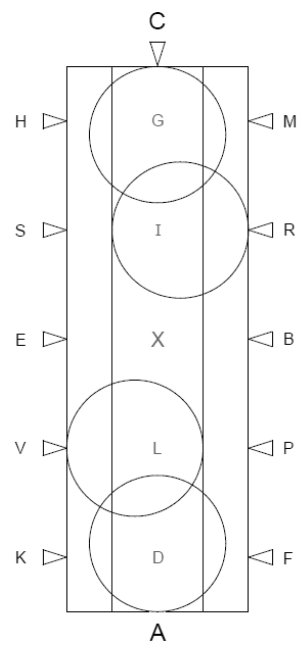
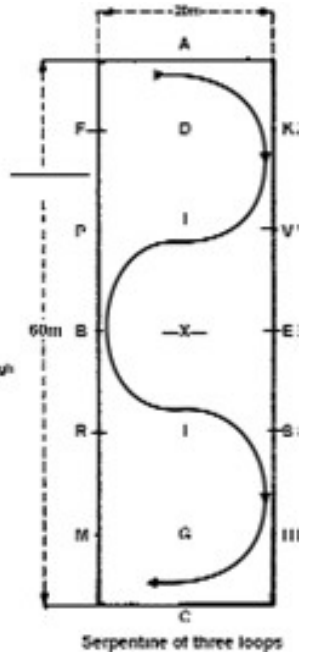
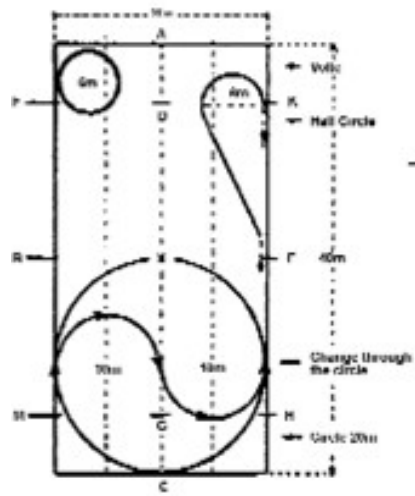
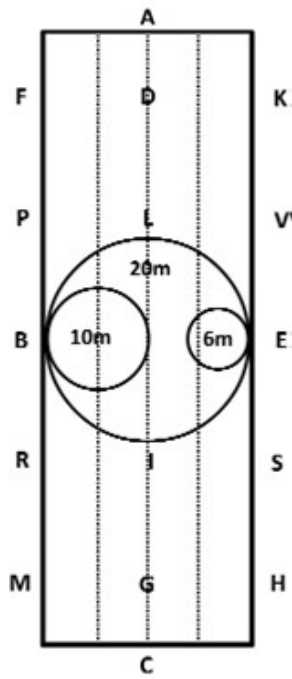
**A**



9 2 9

Diagram courtesy The Dressage Directory© 2013  
Dressage Directory is not responsible for any errors or unauthorised use

**Annex B – Diagrams of the geometry of riding movements**



## ANNEX C

### ARENA FAMILIARISATION AND ALTERED CIRCUMSTANCES AT EA EVENTS

*These are guidelines for competition organisers and judges (refer also to rule 3.7)*

*Approved by the Australian Dressage Committee (ADC) – July 2012*

**Safety of horse & rider is paramount at all times**

#### **Arena Familiarisation**

- where possible allow competitors a designated time to ride around and in the competition arenas, on the day of the competition, if this has not been possible on the previous day. If conditions are suitable time may also be allocated during the day but this will depend on the organisers and venue requirements
- OCs should specify the arena familiarisation arrangements in the competition draw and to also specify at what pace is permitted. e.g. *Arenas will be available from 7.30am to 8.15am on the day of the competition for familiarisation. Please make sure that you only (pace to be advised if there is a restriction)*
- warm-up areas should be supervised by a steward

#### **Altered Circumstances**

- if the wind becomes strong enough to blow down the arena surrounds – it is preferable to leave it on the ground, so that horses are not accidentally frightened when the arena blows down again. Obviously the conditions may be different for some riders in the competition but commonsense should prevail.
- if arenas or arena surrounds are covered in water either at the start of the day, or at some point later in the day, please arrange for riders to commence their tests from inside the arena, this gives the horses the opportunity to become familiar with the varying conditions in the arena.
- some arenas have insufficient surrounding space and unsuitable footing for horses to work safely and comfortably around the outside before entering the test. In these circumstances please make sure that riders commence their tests from inside the arena.

#### **PROTOCOL FOR ENTERING ARENA IN EXCEPTIONAL CIRCUMSTANCES**

**Note – This is Judge/OC/TD decision**

It is recommended that if the area surrounding the competition arena is unsuitable for riding on, the Chief Judge, in consultation with the OC, will make a decision as to whether it is permitted for that competition to allow the competitors to commence their test from inside the arena. Such decision **MUST** be announced at least 30 minutes prior to the commencement of the competition or in the case of a sudden downpour as soon as possible.

If such approval is given the competitor is to enter the arena and when the bell has been rung (car horn sounded) the competitor is required to come down the centre line at A (via the shortest route) and judging commences once the rider is on the centre line.

The next horse in the competition can enter the arena as soon as the previous horse has left the arena.

## Annex D

### Directives for Assessing the Degree of Difficulty in Freestyle Tests at FEI Level

The assessment in the degree of difficulty in a Freestyle cannot be made separately from the other technical and artistic scores.

- there is a close connection between the degree of difficulty and the technical execution as they greatly determine the first two artistic scores
- lack of quality in the execution of the movement is considered a deficit in the performance ability of rider and/or horse
- these must be taken into consideration as deductions in the degree of difficulty scoring

### The Basic Level in the Degree of Difficulty for the Small Tour

The basic level in the degree of difficulty is defined by the standardised FEI Freestyle test of that particular level.

### The Higher Scoring Elements for the Degree of Difficulty in the Small Tour

The following examples are considered as 'Higher Scoring' and heighten the degree of difficulty and the score when executed in a technically correct manner:

- a greater number of tempi changes than the compulsory minimum
- movements executed on curved and/or angled lines
- a steep angle in the half-pass combined with changes of direction in the zigzag on equally mirrored lines
- shoulder-in on the centre or quarter line
- extended canter followed by a half-pirouette (Young Riders Freestyle) or pirouette (Inter I Freestyle)
- extended canter transition to walk
- direct transitions from four tempi changes into three tempi changes and back to four tempi changes (Young Riders Freestyle) OR from three tempi changes to two tempi changes and back to three tempi changes (Intermediate I Freestyle)
- execution of difficult exercises and transitions with the reins in one hand

### The Basic Level in the Degree of Difficulty for the Grand Prix

The basic level in the degree of difficulty is defined by the standardised FEI Freestyle test of that particular level

### The Higher Scoring Elements for the Degree of Difficulty for Grand Prix Freestyle

The following examples are considered 'higher scoring' and heighten the degree of difficulty and the score when executed in a technically correct manner

- a greater number of tempi changes than the compulsory minimum
- double pirouettes (triple pirouettes are not permitted – See Guidelines for Judges, Annex VII)
- movements executed on curved and/or angled lines
- a steep angle in the half-pass combined with several changes of direction in the zigzag on equally mirrored lines is considered very difficult
- piaffe and passage derived from the walk or halt are rated more difficult than piaffe and passage derived from a movement of impulsion
- execution of difficult exercises and transitions with the reins in one hand
- combinations mixed with difficult transitions between movements, (e.g. canter–passage canter, extended canter directly connected with pirouettes, extended canter followed by piaffe and at clearly defined points, direct transitions from two tempi changes into changes every stride and back to two tempi changes)

## Clarifications

- all exercises should be at clearly defined points marking the beginning and end. Half-passes are to be clearly marked as well as executed on clear lines. There should be equality in the Freestyle by the use of both reins. Excessive use of personal horse/rider strength movements should be avoided as it negates from the choreographic balance of the Freestyle. Difficult movements (e.g. piaffe and passage) should have a greater emphasis placed on their execution in the Freestyle. A clear placing of the movement allows for better judgement and thus a better scoring capability from the judge's standpoint
- the Freestyle presentation should be clearly and logically constructed displaying a true harmonious balance between the horse and rider. Harmony, fluidity and equality are the Freestyle's important foundation. The elements with a high degree of collection should repeatedly interact with exercises containing forward impulsion clearly presenting the basic paces
- all elements that raise the degree of difficulty shall be positively rated when fully complemented and supported by the music
- additional piaffe pirouettes, passage half-passes and canter pirouettes combined with half-passes are not considered as a higher degree of difficulty, although they are to be rated positively in the choreography
- classical Dressage in the presentation of a Freestyle, as stated in the rules of the FEI, is the highest priority

## Guidelines for Scoring

With special attention to the initial comments and the clarifications above, and the Guidelines for Judges (Annex VII), the recommended directives for points awarded for degree of difficulty are as follows:

- when only the minimum requirements for the basic level are fulfilled, approximately 6.0
- when there is a rise in the degree of difficulty according to the level of standard tests Young Rider Individual Test, Intermediate I, Grand Prix/Grand Prix Special, minimum of 7.0
- when there is a rise in the degree of difficulty beyond the standard tests in accordance with the above-mentioned directives minimum of 8.0



## Annex E

### DRESSAGE SHADOW JUDGING – Procedures for Candidate Judges and Clubs

**Shadow Judging (SJ)** is a process by which a Candidate Judge, for the purposes of upgrading, is assessed by an NOAS accredited Mentor at their next judging level. It is aimed at assessing the candidate's ability, comprehension and skills in an actual judging environment. The Mentor reviews the candidate's marks and comments for each combination judge and discusses various movements especially where there is a discrepancy in marks between the Mentor and the candidate. It is a learning and development exercise. The Mentor must be an NOAS appointment Mentor of at least D level. They must be at least 2 levels higher than the candidate judge (see table below)

Candidate Current Level	Exam Level	Shadow Judge/Mentor Level (Minimum)
G	F	D
F	E	D
E	D	C
D	C	B
C	B	A
B	A	FEI3*

#### Responsibilities - Candidate Judge

- Check the Dressage Rule book, Section 11 the NOAS and the Notes for Dressage Judges (and all amendments) for the rules on Shadow Judging
- Ask the club prior to the closing date of entries of the event of your wish to do some shadow judging, the level you want to shadow judge and if they are OK with this occurring
- Options for copying supervising judges test sheets:
  - ask supervising judge if they have a tablet and can take a photo of their test sheets before they go to the scorer – preferred method
  - provide your own copier and paper
  - photocopy test sheets at the event if the OC has copying facilities – Need to ask the OC
  - provide supervising judge with carbon paper and paper – not preferred – time consuming for writer
- Provide your own test sheets for the tests to be judged, a writer and car to judge from
- Add up your own scores and calculate the percentage of each test judged and rank your order of horses
- Provide a SJ Evaluation form to the Mentor for completion (also have on hand any previous SJ evaluation forms for review by the Mentor)
- Conduct yourself as though you are judging officially and adhere to the Code of Conduct for Officials
- Tests are not to be discussed with anyone other than the judges of the competition shadowed

#### Responsibilities - Mentor/Supervising Judge

- Set aside time at the end of the competition/event for discussion with the candidate judge
- Discussion may take place after the event if time does not permit at the event for full discussion
- Discuss both marks and comments with the candidate judge especially where the mark is 2 or more marks difference
- Provide constructive feedback to the candidate judge
- Complete a SJ form

#### Responsibilities - Organising Committee (OC)

- Send the candidate judge a copy of the draw when it is available
- Advise the candidate judge of the person to report to on arrival
- Provide the candidate judge with an up to date copy of the draw if different to what has been sent out
- Provide time for the Mentor to perform their task e.g. they need time after the competition or at the end of the day to discuss the tests with the candidate judge – this will usually take about 30 mins to 1 hour. It may mean that you need to allocate a longer lunch break for the Mentor or an early finish to the day for the Mentor
- Provide a print out of the final results to the Mentor and candidate judge
- Provide to the Mentor details of all individual marks for each horse the Mentor has judged if possible

- If your scorers add up the candidate judges sheets (not compulsory) then a print out of individual marks per movement for each horse judged by the candidate should also be provided to the Mentor
- You are not expected to provide the candidate or their writer with lunch unless they are also officiating at the event

**NOTE:** Alternatively, SJ can be carried out by having the candidate judge a Participation competition in an official capacity, with an NOAS Mentor of the required level.

## Annex F - EVENTING DRESSAGE

Brief Notes regarding Judging Eventing:

- Half marks will be used in all Eventing Dressage from 1<sup>st</sup> January 2015 (544.1)
- Carrying Whips around arena -2 (FEI Dressage Art 430 6.2)
- Carrying whip in the arena -2(FEI Dressage Art 430 6.2) (judge must ring the bell and ask rider to drop whip as soon as noticed)
- Ear Hoods – permitted for all Events and may also provide noise reduction. However, ear hoods must not cover the Horse's eyes and ear plugs are not permitted (with the exception of Dressage Rules Art.428.7.2) The ear hoods should be discreet in colour and design. (539.2.2)
- Falls in dressage arena (elimination)
- Lameness (Ask TD to organise a vet to check the horse before jumping phases rather than eliminate unless obviously uncomfortable and MARKEDLY lame) 515.2.4.1.1
- Blood on horses (526.4)
- Spurs are optional for all tests and levels

### 515.2.4 Dressage Test

The Ground Jury will judge the Dressage Test for CCI and CIC Events

#### EA Dressage Judges CCN/CNC

Further information can be obtained from the FEI Eventing Dressage Rules 2016.

- At CCN competitions a formal Ground Jury will be appointed and duties as per FEI 515.2
- At CNC competitions there will be **no** formal Ground Jury.
- Judges will be appointed to mark the Dressage Test as per table 513.5.
- A Technical Delegate (TD) is always present and is available to Judges at all times during the Event to assist with rule clarification. Judges should make sure they know who the TD is on the day and have radio contact with the TD.
- The Judges are only responsible for the Dressage phase in conjunction with the Technical Delegate.
- The Judge must report to the Technical Delegate any case of abuse of horse or lameness.
- Judges are to be aware of the FEI Eventing Dressage Rules
- At CCN competitions a formal Ground Jury will be appointed and duties as per FEI 515.2
- In exceptional circumstances the Technical Delegate may authorise the use of only one judge.
- Overseas National Judges, certified by their National Federation to be of a particular level of qualification, may also be used.

### 542.2 Number of Tests to be judged by day CCI/CIC

The Organising Committee may include a maximum of fifty (50) Horses per day to be judged by one Ground Jury, with an additional flexibility of maximum ten (10) percent, if agreed by the Technical Delegate and the President of the Ground Jury.

#### **Number of Tests to be judged by day for CNC & CCNs.**

The Organising Committee, as a general guide, may include a maximum of 40 horses per day. Organising Committees are advised to inform Judges, prior to the competition, if it is likely that more than 30 horses will be in a class.

#### **Arenas**

Dressage tests should be conducted in a 20 m x 60 m arena. When there are a large number of entries and/or limited areas available, organisers may conduct tests in a 20 m x 40 m arena, up to and including CNC\* level.

Construction of Arenas: Arenas must be as safe as possible. Examples of arena construction include plastic chain (with intermittent breaks), plastic pipes, ground markings, and painted 10cm x 2.5cm wooden boards

placed on the ground at corners and markers.

Rope and steel pegs are not acceptable.

When there is one judge only, he will be positioned at C.

## Dress

### 538.2.1 Civilian

Hunting dress or uniform of a riding club; white shirt and tie; gloves; white, fawn or cream breeches; long riding boots or short boots with matching full grain smooth leather chaps. hunting cap, protective headgear or top hat; please refer to Dressage Rules in regard to use of protective headgear and top hat/bowler.

At CICs of 1&2 star level civilian may also wear a tweed jacket with fawn or beige breeches and black or brown boots.

Please refer to the FEI Dressage rules in regard to use of protective headgear and top hat/bowler, as well as entering the arena with a whip, with boots on Horse's leg or with discrepancy in dress

### EA 538.2.1 EvA105 & below

Gloves are optional at Pre-Novice/EvA105 and levels below.

## Spurs

### 538.1.3 Spurs

- a) General - Spurs are optional for all three Tests. Spurs capable of wounding a Horse are forbidden. Spurs must be of smooth material (metal or plastic). If there is a shank it must not be more than four centimetres long (the overall shank must be measured from the boot to the end of the spur) and must point only towards the rear. The end of the shank must be blunt to prevent wounding a Horse. If the shank is curved, the spurs must be worn only with the shank directed downwards. Metal or plastic spurs with round hard plastic or metal knobs "Impulse spurs" and "Dummy spurs"  with no shank
- b) Rowel Spurs - Spurs with rowels are allowed in the three tests and when practising/warming up for Dressage and Jumping. If they are used, rowels must be vertical, free to rotate and the rowel must be round and smooth (no tines allowed). For pony competition, rowel spurs are not allowed for all tests.

## Saddlery

An English type saddle and a permitted bridle are compulsory.

### 539.2.2 Permitted

- a) A double bridle with cavesson noseband i.e. bridoon and curb with curb chain (made of metal or leather) is permitted, as authorized by the Dressage Rules. Double bridle is not allowed for one star level CCIs and CICs.
- a) A snaffle bridle of which the bit is made of metal, rubber or plastic material is also permitted as authorised by the Dressage Rules. The bridle must be made entirely of leather, except for a small disc of sheepskin, which may be used ~~in~~ under the intersection of the two leather straps of a crossed noseband.
- b) A breast plate may be used.

For drawings of permitted bits and nosebands, see Dressage Rules, table Bits and table Nosebands. Certain tests may specify that only a snaffle bridle is allowed.

CNC/CCN EvA105 and below. Only a snaffle bridle is allowed

### 539.2.3 Forbidden

Martingales, bit guards, any kind of gadgets (such as bearing, side, running or balancing reins, etc.), any form of blinkers, earplugs, hoods, nose covers and saddle covers, are under penalty of elimination, strictly forbidden, see Dressage Rules and Art. 538.2.1 above.

False tails are permitted provided they are not weighted or otherwise enhanced in any way whatsoever.

## Elimination

**Lameness** – GJ to ask TD to organise a vet check prior to jumping phases rather than immediate elimination, unless the horse is obviously uncomfortable and **MARKEDLY** lame

**Resistance** – Any resistance which prevents the continuation of the test longer than twenty (20) seconds is punished by Elimination. However, resistance that may endanger Athlete, Horse, Judges or the public will result in elimination for safety reasons earlier than within (20) seconds. This also applies to any resistance before entering the Dressage arena or when leaving the arena.

**Fall** – In the case of a fall of a Horse and/or Athlete, the Athlete will be eliminated.

**Leaving Arena during Dressage test** – A Horse leaving the arena completely, with all (4) feet, during a Dressage competition between beginning and end of test will be eliminated.

- A horse leaving the arena with all four feet between the time of entry at A and the time of exit at A will incur elimination if the arena is fully enclosed to the recommended minimum height of 30cms and the gate at A has been closed.
- A horse leaving the arena with all four feet between the time of entry at A and the time of exit at A will be awarded an error of course for the movement if the surrounds are not at least 30cms in height or if the arena has intermittent boards or line marking.
- If the arena is 30cms or over, a horse leaving the arena anywhere, other than through an open gate will be eliminated.
- A horse leaving the arena with all four feet between the time of entry at A and the time of exit at A, through the gate at A will be awarded an error of course for the movement if the gate has not been closed.

When a horse makes such an “error of course” by leaving the arena with all four feet between the time of entry at A and the time of exit at A, the judge at C warns him, by sounding the bell. The President then directs him to re-enter the arena at the nearest practical place, then shows him, if necessary.

## Outside Assistance

Any outside help by voice, sign, etc is considered as illegal or unauthorised assistance to an Athlete or to his Horse. An Athlete or Horse receiving positive assistance must be eliminated.

### Other reasons for Elimination:

- Horse and Athlete combination not being able to fulfil the requirements of the level
- The performance is against the welfare of the Horse.
- Horse and Athlete combination not entering the Competition arena within ninety (90) seconds after the bell. Except where a valid reason thereto has been informed to the Judge at C (valid reason may be losing a shoe, etc)

## Blood on Horses

Blood on Horses may be an indication of abuse of Horse and must be reviewed case by case by the Ground Jury or **Technical Delegate in consultation with the Veterinarian at CNC**.

In minor cases of blood in the mouth, such as where a Horse appears to have bitten its tongue or lip, or minor bleeding on limbs, after investigation the Ground Jury **Technical Delegate in consultation with the Veterinarian at CNC** may authorise the Athlete to continue.

## Conflict of Interest

### Coaching and Training - All Officials

In any case coaching or training by all FEI Officials at the particular Competition must be avoided after arriving at the Competition grounds, unless in special circumstances permission has been given by the FEI Secretary General. Coaching or training includes the walking of courses and the training and warming up of Athletes for dressage or jumping.

Course walks open to all Athletes are encouraged, but those restricted to own pupils are not allowed.

### **Other conflicts - Ground Juries**

- a) CIs at 1&2 star level and EvA105 & below - conflicts should be avoided whenever practicable.
- b) CIs at 3&4 star level - conflicts must be avoided whenever practicable. If unavoidable they must be declared and accepted by the FEI Secretary General.
- c) Games/Championships/Series Finals - conflicts of interest are not allowed.

### **Dressage Scoring**

- All tests must be carried out entirely from memory, and all movements must follow in the order laid down in the test.
- A test begins with the entry at A and ends after the salute at the end of the test, as soon as the horse moves forward. Any incidents before the beginning or after the end of the test have no effect on the marks. The athlete should leave the arena in the way prescribed in the text of the test.
- Athletes must take the reins in one hand at the salute.
- When a movement must be carried out at a certain point of the arena, it should be done at the moment when the athlete's body is above this point.
- When an athlete makes an "error of the course" (takes the wrong turn, omits a movement, etc.), the President of the Jury warns him by sounding the bell. The president shows him, if necessary, the point at which he must take up the test again and the next movement to be executed, then leaves him to continue by himself. However, in some cases when, although the athlete makes an "error of course", the sounding of the bell would unnecessarily impede the fluency of the performance (for instance if an athlete makes a transition at V instead of at K) it is up to the president to decide whether to sound the bell or not. If, however, there is a "mirror image" movement later in the test where it is possible for the athlete to repeat the same error, the bell should be sounded at the first error.
- When an athlete makes an "error of the test" (trot rising instead of sitting, at the salute, does not take the reins in one hand, etc.), he must be penalised as for an "error of course".
- In principle, an athlete is not allowed to repeat a movement of the test unless the President of the Jury decides on an error of course and sounds the bell. If, however, the rider has started the execution of a movement and tries to do the same movement again, the judges must consider the first movement shown only and, at the same time, penalise for an error of course.
- Unless all three judges are in agreement on an error, the athlete receives the benefit of the doubt.
- After elimination (except when eliminated for marked lameness), an athlete may continue his performance to the end. The marks will be awarded in the ordinary way.

### **Fall Of Horse or Rider in Dressage**

- Any fall of rider or horse in the dressage test will result in elimination.

### **Errors of Course**

Every "error of course", whether the bell is sounded or not, will be penalised as follows:

- 1st time Two (2) points
- 2nd time Four (4) points
- 3rd time elimination

### **Whips**

It is forbidden to carry a whip of any kind while competing in the arena. However, the use of one whip, with a total maximum length of 120 cm, in the practice area is allowed. The whip must be dropped before entering the space around the competition arena or the athlete will entail a penalty (see below – Other Errors).

## Other Errors

All of the following errors are considered errors and two (2) points will be deducted per error, but they are not cumulative and will not result in elimination

- Entering the space around the arena with whip
- Entering the Dressage arena with whip
- Not entering the arena within forty five (45) seconds after the bell, but within ninety (90) seconds
- Entering the arena before the sound of the bell

### 6.2. Other Errors (Extract from the 2015 FRI Dressage Rules)

All of the following are considered errors, and two (2) points will be deducted per error, but they are not cumulative and will not result in Elimination.

- Entering the space around the arena with whip or with boots on the Horse's legs or with discrepancy in dress (e.g. lack of gloves);
- Entering the Dressage arena with whip or with boots on the Horse's legs or with discrepancy in dress (e.g. lack of gloves). If the test has already started before the discrepancy has been noticed, the Judge at C stops the Athlete and if needed and possible, an assistant may enter the arena to remove the items. The Athlete then continues the test, either starting from the beginning from the inside of the fence) or from the movement where he was stopped. The marks given before he was stopped are not changed.

### Appointment of Officials - Dressage FEI (For full details see 513.)

Officials will be appointed by the FEI or by the Organising Committee according to the different types and level of Competitions and in accordance with the following tables.

In the case of appointment of National Officials these must be from the Host Country unless directly appointed by the FEI for the purpose of an Educational program.

**Note:** For 2015, the FEI Committee proposes that for events with several competitions/sections, OCs can offer alternative composition of Officials to the requirements listed in the below tables and/or provisions in Art 513.6 with the objective to reduce costs. Such proposals shall be provided with the Schedule and approved by FEI HO.

To ensure that International standards are respected, proposals must comply with the following minimum requirements:

- a) For the overall event, a minimum of International Official must be appointed for each category (Judge, TD and Course Designer) of the level of the highest competition organised. These Officials will be responsible and will report back to the FEI on the overall event.

Such provision does not apply for Championships and Games of any level

### **Permitted Bits for the Dressage Test**

The Eventing Rules are lined up with the Dressage rules exclusively and the only exceptions are referred as follows:

- a) Young Horses biting requirements of Dressage do not apply to Eventing
- b) Allowance is made for sheepskin disc for the Mexican noseband and use of breastplate

Please note the following:

- c) Bits covered in leather are not allowed
- d) Wavy plastic bits are not allowed
- e) Lunging reins only approved if on triangle rein (Dressage Rules the lungy-bungie is not allowed)

**NOTE:** A review of the Cross Country bits will be made during 2015 for implementation in 2017.

### **Various double bridle bits**

#### **Bridoons:**

1. Loose ring bridoon bit.
2. a,b,c Bridoon bit with jointed mouthpiece where the middle piece should be rounded. Eggbutt sides also allowed.
2. d - Bridoon bit with rotating middle piece.
2. e - Bridoon Rotary bit with rotating middle piece.
2. f – Bridoon Rotary bit with rotating middle piece and looped rings
3. Egg-butt bridoon bit.
4. Bridoon bit with hanging cheeks.

#### **Curbs :**

5. Half-moon curb bits.
- 6.+7. Curb bit with straight cheeks and port.
8. Curb bit with port and sliding mouthpiece (Weymouth).  
A curb bit with rotating lever arm is also allowed.
9. Variation of bits No 6, 7 & 8.
10. Curb bit with S-curved cheeks.
11. Curb chain (metal or leather or a combination).
12. Lip strap.
13. Leather cover for curb chain.
14. Rubber, leather or sheep skin cover for curb chain.

#### **Various snaffle bridle bits:**

1. Loose ring snaffle
2. a,b,c, Snaffle with jointed mouthpiece where middle piece should be rounded. Egg-butt sides also allowed.
3. Egg-butt snaffle.
4. Racing snaffle D-ring.
5. Egg-butt snaffle with cheeks.
6. Loose ring snaffle with cheeks (Fulmer).
7. Snaffle with upper cheeks only.
8. Hanging cheek snaffle.
9. Straight bar snaffle. Permitted also with mullen mouth and with egg butt rings.
10. Snaffle with rotating mouthpiece.
11. Snaffle with rotating middle piece.
12. Rotary bit with rotating middle piece.
- 13 Rotary bit with rotating middle piece and looped rings

(all illustrations as per the Dressage Rules)



## Dressage Tests for Eventing

Valid as from March 2<sup>nd</sup>, 2015

One star Competitions  (National tests are optional for use at CNC/CCN competition from 1/1/2015)	2015 A 1* test	approx 4 ½ min
	2015 B 1* test	approx 4 min
	2015 EA CNC/CCN 1* test	approx 5 min
Two star Competitions  (National tests are optional for use at CNC/CCN competition from 1/1/2015)	2015 A 2* test	approx 5 min
	2015 B 2* test	approx 5 min
	2015 EA CNC/CCN 2* test	approx 5 ½ min
Three star Competitions  (National tests are optional for use at CNC/CCN competition from 1/1/2015)	2015 A 3* test	approx 5 min
	2015 B 3* test	approx 5 min
	2015 EA CNC/CCN 3* test	approx 5 min
Four star Competitions	2009 A 4* test	approx 5 ¼ min
	2009 B 4* test	approx 5 ¼ min
Olympic Games	Olympic Games B 4* short test	approx 4 ½
Pony CCIP* (one star)	2014 CCIP1 (special pony test)	Approx. 5 ½ min
Pony 2 star and CH	2015 B 1* Test (regular B 1* test)	Approx 5 min

### EA CNC Short format Tests

Maybe be used from 1 <sup>st</sup> January 2014		
EvA 80	EA1:1 (2014)	Approx. 5 min
	EA 1:2 (2014)	Approx. 5.5 min
	EvA80 & EvA95 Test 1	Approx. 4 min
	EvA80 & EvA95 Test 2	Approx. 4.5 min
	EvA80 & EvA95 Test 3	Approx 4.25 min
EvA 95	EA 1:2 (2014)	Approx. 5.5 min
	EA 1:3 (2014)	Approx. 5 min
	EvA80 & EvA95 Test 1	Approx. 4 min
	EvA80 & EvA95 Test 2	Approx. 4.5 min
	EvA80 & EvA95 Test 3	Approx 4.25 min
EvA 105	EA 2:1 (2014)	Approx. 5 min
	EA 2:2 (2014)	Approx. 6 min
	EA 2:3 (2014)	Approx. 5.5 min
	EvA105 Test 1	Approx. 5 min
	EvA105 Test 2	Approx. 4.5 min

**EA CCN Long format Tests**

<b>Maybe be used from 1<sup>st</sup> January 2014</b>		
CCN80	EA 1:1 (2014)	Approx. 5 min
	EA 1:2 (2014)	Approx. 5 ½ min
CCN95	EA 1:3 (2014)	Approx. 5 min
	EA 2:1 (2014)	Approx. 5 min
CCN105	EA 2:2 (2014)	Approx. 6 min
	EA 2:3 (2014)	Approx. 5 ½ min

## Annex G - ELIMINATION & PENALTIES

The following is provided for judges as a quick reference for incidents that result in elimination or where a competitor 'may' be eliminated or given a penalty

Rule	Will Entail Elimination
1.3	Excessive use of whip or spur, bit or hands
1.3.1	Unable to fulfil the requirements of the level and the test and/or shows abusive riding. No appeal against this decision.
1.4	Fresh blood in the Test – no appeal
1.4.1	Any form of protective skin covering on the horse such as plaster/tape/belly band covering or towel, whether the skin is broken or not is strictly forbidden at an event.
2	Riding with non-permitted equipment which is not covered under these rules.
2.2	Safety helmet must have harness secured
2.3	Unsafe footwear
2.5	Wearing spurs that point inwards or upwards etc.
2.5	Pony riders wearing spurs that are longer than 4.0cm
2.6	Carrying a whip that exceeds the required length – 1m for ponies or 1.2m for horses
2.6	Carrying a whip more than 3 movements in FEI comps at State/National C'Ships
2.10	Wearing a western saddle
2.10.1	Wearing lock in stirrups, stirrup tie downs or magnetised stirrup irons
2.11	Not wearing a noseband
2.11	Wearing more than one noseband
2.11	Incorrect sizes or types of bits
2.11.1	Wearing a snaffle bridle in Advanced & above tests
2.11.1	Wearing a one eared bridle
2.12	False tails with metal
2.12	Running, bearing, balancing reins etc. anywhere on the grounds or in yard or stable
2.12	Not permitted at an event/venue – blinkers, ear plugs, nasal strips, nose nets (without approval refer to 2.15), bit guards, bearing, running or balancing reins, chambon, deGogue etc.
2.12	Permitted in warm-up & exercise area but NOT competition area – running martingale (with snaffle bridle), removable over boots (Easy Boot, Hoof Boot, Mac Boot), saddle covers.
2.13	Lunging with more than one lunge rein, lunging with rider in the saddle, lunging with double bridle, long reining
2.19	Wearing a noseband that is not a dropped, cavesson, flash/hanoverian or crossed – Grackle/Mexican noseband
3.8	Leaving the arena unmounted
3.8	Fall of horse and/or rider between entry at A and the final salute
3.10	Resistance for 20 seconds or more
3.10	Resistance that is a safety issue/dangerous to horse and/or rider, can be less than 20
3.10	Leaving the arena with all four feet during a test between the beginning and end of a test
3.11	Unauthorised assistance
3.12	Riding in or entering competition arena without permission
3.17& 5.1	Third (3 <sup>rd</sup> ) error of course
3.18	Marked lameness – no appeal
5.1.2	Not wearing safety helmet in <b>ALL</b> 4/5/6 year old YH competitions
6.5.8	Inter 1 F/Style – piaffe, passage deliberately shown

Rule	'May Entail Elimination
1.1	Breach of these rules
1.11 & 4.5	No gear check
3.14	Calling test – caller can read 1 or 2 times only

<b>Rule</b>	<b>Pts Deducted</b>	<b>Penalties 'Will' Be Incurred</b>
2.1,2.7,2.8	2 per judge	Incorrect dress where a penalty is provided for
2.4	2 per judge	Wearing gaiters in FEI level competitions
2.6	2 per judge	FEI level Comps at National & State C'Ships - Entering the space around the arena carrying a whip
2.10	2 per judge	Saddle or bridle not black or brown
2.11	2 per judge	Fleece or other visible padding on the upper side of bridle
2.12	2 per judge	Wearing boots, bell boots and/or bandages in the space around the arena
2.12	2 per judge	Wearing boots, bell boots and/or bandages if worn in the arena
3.7	2 per judge	Exceeding 45 seconds to enter the arena
3.7	2 per judge	Failure to salute at the entry halt or final halt
3.17	2 per judge	1 <sup>st</sup> error of course
3.17	4 per judge	2 <sup>nd</sup> error of course
5.1	2 per judge	4 year old YH competition – if horse leaves arena with all four feet
5.1.2	0.1	Carrying a whip in the space around the arena at Australian YH Championships in 5 & 6 yo competition
6.1	0.5% per judge	Not giving the signal for the music to start within 45 seconds of the bell
6.1	0.5% per judge	Entering the arena after 20 seconds of music
6.1	0.5% per judge	If the rider enters the arena clearly late
6.1	0.5% per judge	If the test is longer or shorter than stipulated

<b>Rule</b>	<b>Pts Deducted</b>	<b>Penalties 'May' Be Incurred</b>
3.7	2 per judge	Entering the arena before the bell is sounded

## Annex H

### FEI Guidelines for Pre and Post Competition training techniques – position of the horse's head - stretching

#### 1. Background

The use of correctly executed stretching techniques, both before and after training and competition, is recognised as an important and long-established practice in almost every physical sport. In equestrian sport it is used for the on-going suppleness and health of the equine riders.

#### 2. Permitted stretches

Stretching principally involves the lengthening of the horse's ligaments and muscles (soft tissue) and can be done at the halt (statically) or in motion (dynamically).

Riders should aim to stretch all the relevant groups of muscles within the horse's body, especially the muscles involved in hind leg locomotion, but the part that will be most visual to both stewards and the public will most likely be the horse's neck.

Neck stretches may take several different forms. 'Long, deep and round' (see Diagram 1) and 'low, deep and round' (see Diagram 2) and 'long and low' (see Diagram 3) are just three commonly used examples but there are other variations involving both longitudinal and lateral flexion which result in different neck positions.

#### 3. Extreme flexion

In assessing the position of the head carriage the Steward will be mindful of each horse's natural conformation, especially in relation to native breeds or ponies, and will therefore use discretion in determining this. Deliberate extreme flexions of the neck involving either high, low or lateral head carriages, should only be performed for very short periods. If performed for longer periods the steward will intervene.

Movements which involve having the horse's head and neck carriage in a sustained or fixed position should only be performed for periods not exceeding approximately ten minutes without change. Change may constitute a period of relaxation and lengthening or a movement which involves stretching the head and the neck of the horse.

Diagram 1  
**Long, deep and round**





Diagram 2  
**Low, deep and round**



Diagram 3  
**Long and low**



It is the steward's responsibility to ensure that riders respect the above procedure and intervene if required.

#### 4. Variation of stretches & neck positions.

Stretches of the horse's neck may be specific and appropriate to each horse and equestrian discipline, but no single neck position should be maintained which may lead to tiredness or stress.

#### 5. Method of achieving stretches

It is imperative that stretching should be executed by unforced and non-aggressive means. By 'unforced' it is meant that the rider is not permitted to use rough, or abrupt aids or apply constant unyielding pressure on the horse's mouth through a fixed arm and hand position. It is the responsibility of the steward to intervene if these requirements are not respected.

## **6. Action by the Steward in the case of incorrect behaviour of rider in relation to flexion of the head and neck**

The steward will intervene should he observe:

- Neck stretching achieved through forced, or aggressive riding
- The use of extreme flexion if it does not comply with the above
- A rider deliberately maintaining a sustained fixed head and neck carriage longer than approximately ten minutes
- In cases when the horse is in a state of general stress and/or fatigue

The steward may also ask the rider to walk for a certain period in situations where the rider's stress may cause undesired riding.

## **7. Maximum duration of pre-competition warm-up and post-competition cool down periods**

Only in exceptional circumstances and with the permission of the Chief Steward, may a training session exceed one hour. The training session must include a number of relaxation periods.

Riding the horse at the walk whether prior to, or following the training session, is not considered to be part of the one hour training session. There should be at least one hour break between any training/warm-up periods.

Repetition movements carried out in the practice arena, following a rider's performance in the competition arena, may not exceed a period of ten minutes.

## **8. Exercise / Training arena**

All training sessions, including pre-competition warm-up, may only be performed in the official training arena while under the supervision of stewards. Use of a training arena outside the official training period, and/or in an unsupervised arena, may at the discretion of the Ground Jury lead to the rider's disqualification.

During competition preparation periods, and the duration of the competition itself, the Chief Steward must be present in the training arena, or be in a position to observe the training arena at events where numerous training arenas are in use.

If the Chief Steward is unable to be present himself, it is his responsibility to ensure that a steward with the required experience and knowledge is appointed to supervise the training arena.

## Annex I

### Categories of National Dressage Events

FEI Recognised Events – CDIs etc are conducted under FEI Rules and are excluded from this plan

In order to assist OCs the following summarises the recommended criteria for each category of event below

	<b>Regular club events including Official Competitive and Participation Competitions</b>	<b>Regional &amp; Major Club Championships</b>	<b>State Championships</b>	<b>National Championship[s]</b>
<b>Participation</b>	Open to all EA members unless special rules apply e.g. Club members only	As per rules determined by OC & approved by SDAs  Unrestricted competition, held over 2 days unless permission granted to hold over 1 day. * See Annex J below	Open to riders who have obtained performances as per National rules	As per National Rules for a National Championships – Section 8 of the rule book – Open to horses that exceed 148cms without shoes or 149cm with shoes
<b>Competitions/Tests</b>	No restrictions	All tests Official. Nov – GP to be scheduled. Other levels/competitions may be offered e.g. Pony or Young Horse. Two competitions at each EA level required with Champions awarded. * See Annex H	All tests Official. Nov to GP. Other levels & competitions may be offered	All tests Official. As per current EA National Championship rules in Section 8 of the rule book - Elem. to Grand Prix Special compulsory
<b>Passports/ Identification papers</b>	EA papers required for Official Competitive as per EA rules	EA papers required	EA papers required	EA papers required
<b>Prize Money/Trophies/Prizes</b>	EA Dressage rule book applies	Rule 3.18/19 Prizes, FA Dressage rule book applies. Champion award at each level. *See Annexe H.	EA Dressage rule book applies	EA Dressage rule book applies and rules for Nat Champs
<b>Judges</b>	Normal EA rules for judges apply	Normal EA rules for judges apply. OC's encouraged to use D+ judges with some from outside the region. (E.g. C/D judges to judge Nov/Elem etc). If E level judge used then co judge must be 2 levels above e.g. C	Normal EA rules for judges apply. OC's encouraged to use interstate judges of B level & above and also FEI accredited judges	As per rules for National Championships. To be approved by the ADJC

	<b><i>Regular club events including Official Competitive and Participation Competitions</i></b>	<b><i>Regional &amp; Major Club Championships</i></b>	<b>State Championships</b>	<b>National Championships</b>
<b>Appeal Committee</b>	Not compulsory	Event Chief Judge should be nominated by OC and to act as technical assistant and also to resolve judging issues if necessary. See Rule 4.1	Full Appeal Committee required. EA Dressage rule book applies	Full Appeal Committee required. Rule 4.2. EA Dressage rule book
<b>Technical Delegate (TD)</b>	Highly desirable but not compulsory	Highly recommended but not compulsory	TD required, appointed by SDA and reporting to SDA	TD required, appointed by ADC and reporting to ADC
<b>National Steward</b>	Desirable	Highly Desirable	Compulsory	Compulsory
<b>Gear Steward</b>	Compulsory as per Rule Book	Compulsory as per Rule Book	Compulsory as per Rule Book	Compulsory as per Rule Book
<b>Warm –up Arena Steward/s</b>	Compulsory	Compulsory	Compulsory	Compulsory
<b>Horse Inspection</b>	Not required	Not required	Not required.	Inspection required for GP horses. As per National Championship rules
<b>Calendar</b>	Application to SDA by August each year for following year's calendar	Application to SDA by August each year for following year's calendar	Application to SDA by 1 Sept each year for following year's calendar	Application to ADC by end of February of preceding year
<b>Draft Schedule Approval</b>	Not required.	Draft schedule to SDA 6 months prior to event highly recommended but not compulsory	Draft schedule to SDA	Draft schedule to ADC 6 months prior to event
<b>Program &amp; Results</b>	Results to be recorded on EA software (or EA compatible software) and uploaded onto a website. Uploaded onto National Database ASAP and also send to SDA	Results to be recorded on EA software (or EA compatible software) and uploaded onto a website. Uploaded onto National Database ASAP and also send to SDA	Results to be recorded on EA software (or EA compatible software) and uploaded onto a website. Uploaded onto National Database ASAP and also send to SDA	Results to be recorded on EA software (or EA compatible software) and uploaded onto a website. Uploaded onto National Database ASAP and also send to SDA
<b>Stable Security</b>	Not compulsory	Not compulsory	Not compulsory	Not compulsory
<b>Stable requirements</b>	Not compulsory	Not compulsory	Each State to determine a minimum number which meets all of their requirements for state champs	Stables available on competition grounds to accommodate 90% of horses entered



	<b><i>Regular club events including Official Competitive and Participation Competitions</i></b>	<b><i>Regional &amp; Major Club Championships</i></b>	<b>State Championships</b>	<b>National Championship[s]</b>
<b>Arenas</b>	Sand preferred or other suitable surfaces (soft grass). Best conditions possible for horses taking into account weather conditions  Arena surrounds. EA Dressage rule book applies	At least 1 sand arena is recommended  Other arenas - sand preferred or other suitable surfaces (soft grass) so that arenas are the best possible taking into account weather conditions.  Arena surrounds. EA Dressage rule book applies	Preferably 3-4 sand arenas. Must include 1 for warm-up. Each state to determine suitability of grounds  Arena surrounds. EA Dressage rule book applies	Minimum of 4 sand arenas required and one sand warm-up arena  Arena surrounds. EA Dressage rule book applies
<b>Camping</b>	Truck & float parking required. Camping facilities not compulsory	Truck & float parking required. Camping facilities not compulsory	Camping sites should be available on the ground with access to power, water and amenities	Camping sites for up to 80 campers, incl access to power, water and amenities
<b>Catering</b>	Not compulsory	Not compulsory	To be provided on the competition grounds from start of competition	To be provided on the competition grounds from start of competition
<b>First Aid</b>	Highly Desirable	Highly Desirable	Highly Desirable	Compulsory

## Annex J:

**Regional & Major Club Championships** - where it is a Championship event, the following applies. Non Championship events must comply with the first 2 dot points below.

- There must be two tests at each EA level
- There must be different judging combinations for each of the above tests
- Champions must be awarded at each level. Championships are decided on points with all horses ranked in each of the two tests. First placed horses will get 30 points, second will get 29 points, third will get 28 points and so on to the last placed horse. However, if there are 35 competitors in the competitions the first placed horse will get 35 points, 2<sup>nd</sup> placed horse will get 34 points etc. The Champion is the horse with the highest combined points of the two tests. In the event of a tie, the horse with the highest collective marks at that level will be deemed as the Champion at that level. In the event of a further tie, the horse with the highest percentage in the higher level test will be deemed the Champion
- EA Rule Book (Prizes) applies. With Trophy or at least a Sash for the Champion

# APPENDIX K

## HOT WEATHER POLICY

### 1. Horses

Horses exercising and competing in hot environmental conditions can be affected by heat stress.

When environmental heat conditions are adverse, exercising horses require appropriate cooling measures to safeguard their welfare. The primary responsibility for the welfare of horses competing and exercising during hot weather lies with the rider of the horse. Riders must always take action to prevent, manage and treat heat stress in their horses. Event organisers are responsible for providing adequate facilities and information that riders need to safeguard the welfare of horses. Access to ice and cooling water during competition is a compulsory requirement that arises under certain environmental conditions.

To assess the risk of heat stress in horses, the FEI uses the Wet Bulb Globe Temperature (WBGT) Index. WBGT information is published on the Bureau of Meteorology (BOM) website under their Thermal Comfort Observations webpages -[http://www.bom.gov.au/info/thermal\\_stress/](http://www.bom.gov.au/info/thermal_stress/). WBGT information is published on the BOM website for each Australian State and Territory with regional indices.

### Wet Bulb Globe Temperature Approximation

		Wet Bulb Globe Temperature (WBGT) from Temperature and Relative Humidity																													
		Temperature (°C)																													
Relative Humidity (%)	0	15	16	16	17	18	18	19	19	20	20	21	22	22	23	23	24	24	25	25	26	27	27	28	28	29	29	30	31	31	32
	5	16	16	17	18	18	19	19	20	21	21	22	22	23	24	24	25	26	26	27	27	28	29	29	30	31	31	32	33	33	34
	10	16	17	17	18	19	19	20	21	21	22	23	23	24	25	25	26	27	27	28	29	30	30	31	32	32	33	34	35	36	36
	15	17	17	18	19	19	20	21	21	22	23	23	24	25	26	26	27	28	29	29	30	31	32	33	33	34	35	36	37	38	38
	20	17	18	18	19	20	21	21	22	23	24	24	25	26	27	27	28	29	30	31	32	32	33	34	35	36	37	38	39		
	25	18	18	19	20	20	21	22	23	24	24	25	26	27	28	28	29	30	31	32	33	34	35	36	37	38	39				
	30	18	19	20	20	21	22	23	23	24	25	26	27	28	29	29	30	31	32	33	34	35	36	37	39						
	35	18	19	20	21	22	22	23	24	25	26	27	28	29	30	31	32	33	34	35	36	37	38	39							
	40	19	20	21	21	22	23	24	25	26	27	28	29	30	31	32	33	34	35	36	37	38	39								
	45	19	20	21	22	23	24	25	26	27	27	28	29	30	32	33	34	35	36	37	38										
	50	20	21	22	23	23	24	25	26	27	28	29	30	31	33	34	35	36	37	39											
	55	20	21	22	23	24	25	26	27	28	29	30	31	32	34	35	36	37	38												
60	21	22	23	24	25	26	27	28	29	30	31	32	33	35	36	37	38														
65	21	22	23	24	25	26	27	28	29	31	32	33	34	36	37	38															
70	22	23	24	25	26	27	28	29	30	31	33	34	35	36	38	39															
75	22	23	24	25	26	27	29	30	31	32	33	35	36	37	39																
80	23	24	25	26	27	28	29	30	32	33	34	36	37	38																	
85	23	24	25	26	28	29	30	31	32	34	35	37	38	39																	
90	24	25	26	27	28	29	31	32	33	35	36	37	39																		
95	24	25	26	27	29	30	31	33	34	35	37	38																			
100	24	26	27	28	29	31	32	33	35	36	38	39																			

Note: This table is compiled from an approximate formula which only depends on temperature and humidity. The formula is valid for full sunshine and a light wind

WBGT	Example °C:%RH	Recommendations for Competitions	Required Cooling Facilities/Methods
<28	30:45	No changes needed to the competition format or timing.	<ol style="list-style-type: none"> <li>1. Access to least 2 wash bays with freely running water via hoses.</li> <li>2. Shaded areas/shelters.</li> <li>3. <b>Note</b> – each horse may need to be hosed with 2 hoses for 20-40 minutes if heat stressed.</li> </ol>
28 - 30	29:60	<p>Some precautions to reduce heat load on horses will be necessary – e.g.</p> <ul style="list-style-type: none"> <li>• Use shaded areas for competition and warm up areas</li> <li>• Avoid non grassed riding surfaces</li> <li>• Reduction in overall effort (shorter distance, less jumping efforts, etc)</li> <li>• Competition PA announcements</li> </ul>	<ol style="list-style-type: none"> <li>1. Access to least 2 wash bays with freely running water via hoses.</li> <li>2. Shaded areas/shelters.</li> <li>3. <b>Note</b> – each horse may need to be hosed with 2 hoses for 20- 40 minutes if heat stressed.</li> </ol>
30 - 33	30:65	<p>Additional precautions to those above to limit overheating of horses will be necessary.</p> <ul style="list-style-type: none"> <li>• The timing of events/competition should be considered. Competitions <b>should</b> be held in cooler parts of the day; between 7.00am - 11.00am and/or after 4.00pm.</li> <li>• Avoid non grassed riding surfaces</li> <li>• Competition PA announcements</li> <li>• CCI ** and CCI ***Eventing horses require <b>AGGRESSIVE COOLING MEASURES</b></li> </ul>	<ol style="list-style-type: none"> <li>1. Access to least 2 wash bays with freely running water via hoses.</li> <li>2. Shaded areas/shelters.</li> <li>3. <b>Mandatory provision of ad lib ice for use in cooling horses.</b> <b>AGGRESSIVE COOLING MEASURES ARE COMPULSORY FOR CCI **/** EVENTING HORSES</b></li> <li>4. <b>Note</b> – each horse may need to be hosed with 2 hoses for 20- 40 minutes if heat stressed.</li> </ol>
>33	32:60	<p>These environmental conditions are very high risk and are probably not compatible with safe competition.</p> <p><b>Further veterinary consultation/advice will be required before continuing.</b></p> <ul style="list-style-type: none"> <li>• The timing of events/competition should be considered. Competitions or the ‘high exertion phase’ of the event <b>must</b> be held during cooler parts of the day; between 7.00am -11.00am and/or after 4.00pm.</li> <li>• <b>Higher level competitions should be run in the coolest part of the day.</b></li> <li>• Schedule the most demanding competition/competition phases when it is cooler.</li> <li>• The lower level competitions generally make lower demands on horses.</li> <li>• Avoid non grassed riding surfaces</li> <li>• <b>Competition PA announcements – frequently repeated. (See below)</b></li> </ul>	<ol style="list-style-type: none"> <li>1. Access to least 2 wash bays with freely running water via hoses.</li> <li>2. Shaded areas/shelters.</li> <li>3. <b>Mandatory provision of ad lib ice for use in cooling horses.</b> <b>AGGRESSIVE COOLING MEASURES ARE COMPULSORY FOR ALL HORSES</b></li> </ol> <p>Additional requirements for eventing competitions:</p> <ol style="list-style-type: none"> <li>4. A shaded area with misting fans</li> <li>5. A veterinarian to monitor horses.</li> </ol>

## 2. Competition PA Heat Risk Announcements

- a) Explanations of the 6 Minute Threshold in any demanding exercise, (not just Cross Country exercise, as being pivotal in heat overload.
- b) Encouraging riders to pre-cool their horses by hosing them to place lower demands on the horse's cooling system while they work.
- c) Encouraging abbreviated warm-ups to lighten the load on the horses' cooling systems.
- d) Explanations of aggressive cooling until the horse's temperature returns to 38°C.
- e) Encouraging the use of ice and a shaded area with misting fans, to cool horses after exercise.
- f) Encouraging hydration of every horse with cool clean water, salt and electrolytes.
- g) Encourage riders to 'house' resting horses in shaded areas and/or on grass surfaces.

## 3. Key Principles

Any organiser of an event to be held in hot weather must understand the following key principles:

### 3.1 Humidity and heat – a dangerous mix causing heat overload

Combinations of high heat and humidity impact severely on a horse's main cooling mechanism – sweating and evaporation. A heat stressed horse can have multiple organ failure – it may collapse and die.

**Unless cooling facilities to equivalent to FEI standard are in place at an event, the FEI strongly recommends that riding activities be suspended when the WBGT Index reaches or exceeds 32-33.**

### 3.2 The 6 Minute Threshold - heat overload for horses working in the heat

Where the WBGT Index is high, horses which have just performed are at risk of suffering a dangerous temperature hike. When the WBGT Index is high, 6.0 - 6.5 minutes of continuous hard work – the '6 Minute Threshold' is pivotal in causing heat stress. Dressage horses do work extremely hard in both the warm up and in their tests. For Showjumpers the effort is generally under 6 minutes, however for Dressage and Cross Country, horses are at risk in heat, because the effort will exceed the 6 Minute Threshold.

Aggressive cooling (see below) should be used after a performance for a Dressage horse when the WBGT is high, just as for horses coming off Cross Country.

### 3.3 Wind flow (breeze) dramatically reduces heat overload (heat stress)

Wind flow significantly increases evaporation. The primary cooling mechanism for both horses and humans is evaporation of sweat. On hot days, events should be scheduled early or late, when better wind flow is likely and outside of peak temperature periods

Horses *standing* in the sun without shade or wind flow in temperatures above 33 C, start to accumulate heat. Horses *working* in the sun without wind flow at or above 33 C are at risk.

### 3.4 Surface area to body mass (SA:BM)

As body mass increases, relative surface area decreases. An 80 kg rider will have a SA:BM = 1:40, but a 500kg horse has a SA:BM = 1:100. Surface area to body mass ratio impacts negatively on a horse's ability to shed heat through evaporation. Greater muscling in some (Dressage) horses lowers their SA:BM ratios and makes them less effective than other equine athletes at shedding heat.

### 3.5 Arena and Surfaces

Shaded and Grassy surfaces do not attract and retain as much heat as other surfaces that are soil based or exposed to full sunlight. Horses restrained next to vehicles/floats/trucks parked on black asphalt, road base, sand are more susceptible to heat stress on hot days.

### 3.6 Event Planning

Event organisers **MUST** conduct a risk management assessment if competitions/training days are to be held during hot conditions. Decisions and actions that may be considered include;

- Alteration of time of day or time of year at which an event is run
- Reduction in overall effort (shorter distance, less jumping efforts, etc)
- Education of riders, grooms and officials
- Provision of shade
- Provision of adequate means of cooling horses, including ice, fans, hoses, water baths etc
- Provision of veterinary services for heat stressed horses

## Appendix A - Aggressive cooling measures

Aggressive cooling should be used where a horse's temperature is elevated after any demanding exercise such as Dressage or Cross country and when the WBGT Index is high.

Cooling includes use of high volumes of cold/ice water application, ice boots, repeatedly applying bucketful's of iced/cold water, and repeatedly hosing & immediately scraping water as it warms on the horse's body.

Key areas to apply cooling/iced water to are the jugular veins (underside of neck), the femoral arteries (between hind legs) and the heat sink (lower abdomen). Aggressive cooling should continue until water is no longer heating up on the horse, or until the horse's temperature is back to a healthy 38° C (rather than heading up to a dangerous 40° C).

## Appendix B - Anhydrosis in horses (also called 'drycoatedness, or 'the puffs')

Only 2 species, humans and horses, rely on evaporating sweat to shed excess heat. Horses naturally have a very efficient cooling mechanism as part of their thermoregulation system.

Hindgut fluid reserve acts as a 'heat sink' (the hind gut stores 60 litres of fluid where some heat can be diverted to reduce damage to vital organs).

During humid weather when the Relative Humidity (RH) exceeds 85%, the efficiency of sweat evaporation from the skin decreases by 5% for every 2% increases in relative humidity, which greatly increases the risk of heat stress.

Some people think when a horse's coat is dry or has only patchy sweat when worked on a hot day, that this indicates that the horse is handling the heat. In fact a dry coat is a cause for great concern – the horse could be losing the ability to sweat (anhydrosis) - indicating a faulty or a completely broken cooling system. ie the horse may suffer heat stroke and collapse.

### 'The puffs'

Unlike dogs, horses are not designed to pant. When a horse 'pants' – this is called 'the puffs'. This means it is suffering heat stress, and requires immediate cooling.

## Appendix C - Cooling systems in horses

- **Evaporation & convection** – 60% of cooling - horses shed excess heat through sweating and having air moving over them. Horses standing in the sun without shade or wind flow (breeze) in temperatures above 33 C, start to accumulate heat.
- **Radiation & conduction** –of cooling - once the air temperature is over 33 C, a horse even at rest needs to shed heat – the size & mass of a horse's body makes this harder than for smaller animals, or even a lighter framed horse.
- **Respiratory loss** -15% of cooling – for horses during exercise

## Appendix D – The FEI standard cooling facilities

To enable aggressive cooling to be carried out, when the WBGT exceeds 32-33 °, the following should be available at an event:

- A Multiple hoses and wash bays for cooling/hosing**
- B Large bins (ideally wheelie bins) full of water and bags of ice - for aggressive cooling**
- C Free ice – ad lib, an abundance of bags of ice for ice boots or for riders to add to water to cool horses after exercise**
- D A shaded area with misting fans**
- E An equine veterinarian**

## Acknowledgements

We are grateful for the information and advice that has been provided by veterinarians and doctors in the writing of this paper.

Thank you to Equine Veterinarians:

- Dr Nigel Nichols (B VSc)
- Dr John Kohnke (B VSc)
- Dr Warwick Vale (BSc BVMS(Hons II)) and
- Dr Margot Seneque (B VSc, Hons, Grad Dip Animal Chiro).

Their assistance is greatly appreciated.

## References

- 1) *The effect of thermal environmental conditions on the health & performance of horses*, Dr David J Marlin (BSc, PhD), 2007
- 2) *Comfort Index – impact of heat and humidity on competition horses*, Liz Owens for ADC, 2011
- 3) *Helping horses to handle the heat*, Dr John Kohnke (B.VSc)
- 4) *Better Coaching, Advanced Coaches' Manual*, Frank S Pyke, Australian Sports Commission

The impact of heat and humidity on Dressage horses has been poorly understood by many in the industry in Australia. There have been instances of horses dying and/or requiring intensive veterinary care following Dressage competition or clinics in such conditions in Australia. Heat overload (heat stress or even heat stroke) occurs when an individual cannot shed sufficient heat to maintain a normal core temperature (38 C for a horse & 3 C for a person). Definitive research on this subject by Dr David Marlin recommends:

The Bureau of Meteorology (BOM) forecast is based on the temperature in the shade. The temperature for horses and riders warming up and competing in the sun, and for judges in cars, will be **much** higher than this.

## ANNEX L – NOTES FOR DRESSAGE COMPETITORS

At some stage every rider has had to compete for the first time. This is a step-by-step document that follows the order of preparation for both you and your horse. The majority of the information is procedure rather than rules. You should have a rule book handy at all times whilst competing.

There are various rules and sections from the EA Dressage Rules referred to in this document. This document **MUST** be read in conjunction with the Rules and is not intended to replace the Rules.

Please make sure that you have read and are familiar with the EA Competitors Code of Conduct.

### L.1 **Setting Goals**

A lot of riders go to trainers with the expectation of becoming an Olympian or at least being able to ride like one. There is nothing wrong with being ambitious. However, with the help of your trainer you should set **achievable** short-term goals.

In this case, an achievable goal is that you are going to prepare for your first competition and ride at least one but hopefully two tests.

- a) set a time-frame of about two/three months in order to work towards that goal
- b) find a local competition where you feel within your comfort zone
- c) enter a test that suits your level of training and competency
- d) try to time your competition to coincide with training or practice days at the venue where you will be competing

### L.2 **Welfare of the Horse**

Be aware of the EA's requirement for the welfare of the horse. (refer to Section 1)

### L.3 **Membership/Registration Requirements**

- a) Refer to the EA General Regulations for membership requirements
- b) obtain an entry form for the competition you feel is appropriate
- c) the entry form will point out the conditions of entry which are fairly standard but sometimes may have some local rules

### L.4 **Entries**

- a) form for information about entries refer to Section 1
- b) keep a copy of your entry in order that you can refer back to it if necessary

### L.5 **Verifying which Preparatory and Freestyle Tests Apply**

There are different versions of Preparatory tests and Freestyles used throughout Australia. Therefore, you should obtain from the organisers of the event a copy of the test you have entered, including time permitted.

### L.6 **Learning the Test**

Refer to the EA Rule book for the diagram of the arenas. If a caller is used, you must still know the test. Refer to the EA Rules for information.

### L.7 **Pre-Competition Requirements**

Important paperwork required includes:

- a) EA Dressage Rules and Test sheet which you should read. It is your responsibility to know the rules
- b) horse registration papers, if applicable
- c) the time draw from the event organiser
- d) conditions of entry for the local event and
- e) copy of entries

## **L.8 Transport Requirements**

- a) do not leave it until the day of competition to see if your horse will load
- b) do you need to borrow a horse trailer? If so, try and arrange to have a practice run to the event venue
- c) is your vehicle legally able to tow the trailer?

## **L.9 Competition Day**

- a) leave yourself plenty of time at the venue before you ride
- b) on arrival report to the event office and obtain your identification number if applicable
- c) check scratchings/withdrawals
- d) if arenas are already going, are they running to time?
- e) check location of gear steward
- f) check that your dress and the horse's equipment comply with the rules (Section 2) as the legality and use of some equipment is restricted to specific areas as mentioned below refer to Section 2 for definition of both
- g) check location of your competition area and your warm-up and exercise areas
- h) locate the area set aside for lunging, if required
- i) keep hydrated at all times

## **L.10 Warm-Up**

For further information regarding warm-up techniques, please refer to Annex F – FEI Hyperflexion Guidelines, which is available on the FEI website [www.fei.org](http://www.fei.org)

### **L.10.1 Preparation and Mounting**

- a) no person other than the nominated rider can ride a horse at an event except a groom mounted in the saddle riding the horse on a comfortable rein at the walk only
- b) all riders must be neatly dressed at all times when mounted. It is best that once you mount the horse you are correctly attired (see Section 2) with the exception perhaps of your jacket
- c) once you have finished your final warm up go straight to the competition area via the gear steward

### **L.10.2 Etiquette for Warm-Up Arena**

As there are many horses warming up in a restricted area it is important that all riders have knowledge of the etiquette required in group riding. This ensures safe riding and achieves harmony in busy areas

- a) safety is paramount and a collision should be avoided at all times
- b) before entering the warm-up area make sure the gateway and immediate track are clear
- c) riders should pass left shoulder to left shoulder when on the track
- d) when not on the outside track, e.g. on a diagonal line, riders should give way to horses on their left
- e) the more progressive gait has priority on the track
- f) halt should not be on the track
- g) walk should not be on the track and does not have right of way
- h) trot has priority over walk
- i) canter has priority over trot
- j) lateral work has priority over **all** paces
- k) when circling, anticipate your return to the track so as to not stop the flow of other riders
- l) mounting, dismounting and gear adjustment should be done off the track
- m) consideration should be given to behaviour of other horses in the arena that may upset your horse
- n) it may be necessary if your horse is upsetting others to leave the area
- o) if a horse is upsetting the majority, an Official should be sought with a view to requesting that horse's removal for safety's sake

### **L.10.3 Gear Check**

Section 2 refers to the areas in which certain gear is allowable. Be familiar with these rules. Report to the Gear Steward 10 to 15 minutes before your test. Gear check is required before each test.

## **L.11 Entering Competition Area** (as defined in Section 3)

Care must be taken to get no closer than 15m, if possible, to the arena whilst there is a competitor in that arena.



## **L.12 Reporting to Judge and Riding the Test**

The time draw allocates you a time for riding. You cannot be forced to ride before this time. However, if the horse prior to you is scratched and you are ready to ride, consideration should be given to approaching the judge.

By presenting to the judge, even if you are early, you are indicating that you are ready to ride. Therefore, if you are not ready to enter the arena immediately, wait away from the competition area until such time as you are ready or your start time arrives. The reason for this is to allow all competitors equal warm up time around the arena, therefore, not benefiting any particular combination.

### **L.12.1 Reporting**

- a) if bridle numbers have been issued there is no need to stop and talk to the judge, simply ride past each judge ensuring that your bridle number/identification number can be clearly seen
- b) if you have a medical problem that restricts your hearing let the judge know so that the judge can make a clear indication when to start the test
- c) if identification numbers are not issued, once the horse you follow leaves the arena progress to the centre line judge and await their instructions
- d) a judge's instruction may be 'I have a bell' or 'I will ring the bell and hold my hand out the window'
- e) if you do not have a bridle number make sure all judges know your name and the name of your horse
- f) once you have given this, recommence warming up around the arena
- g) once the judge rings the bell you have 45 seconds to enter the arena. The penalty is 2 marks per judge if this exceeded. If you are not sure if you heard the bell, circle again and re-present to the Chief Judge
- h) entering the arena before the bell may entail a penalty of 2 points per judge

### **L.12.2 Riding the Test**

- a) at the salute competitors must take the reins in one hand, a whip may be held in either hand at the salute
- b) the requirement is to only salute the centreline judge
- c) salute, then pick up the reins and continue when ready
- d) only at the salute at the beginning and end of a test and when exiting the arena may the reins be held in one hand (except for Freestyles as part of the degree of difficulty)
- e) in Preliminary and Novice tests a rider has the option of doing sitting or rising trot
- f) in all higher tests, trot work is executed sitting unless otherwise stated
- g) section 9 covers rules of how to perform a movement

## **L.13 Elimination and Penalties**

Refer to Section 3 for information on riding the test and the various penalties for errors of course and other types of penalties including elimination

## **L.14 Callers and Video**

- a) callers should stand with their back to the wind
- b) have a predetermined subtle signal if you need the movement to be re-called
- c) you must not speak to your caller but the rules permit the repeating once only of the calling of a movement
- d) calling with too loud a voice should be avoided
- e) video from the centre line at A gives you the reverse of the judge's point of view
- f) ensure any videoing is carried out at least 10 metres back from the arena

## L.15 After the Competition

Once the placings are posted for the test you rode you can pick up your test sheets.

- a) check that there is a point in each box and perhaps check the adding up
- b) if a protest is to be lodged it must be within 30 minutes of the posting of the placings
- c) officials and competitors need to abide by the Codes of Conduct as contained in the EA Member Protection Policy
- d) if a rider would like to discuss their marks with the judge/s concerned then they should do this in a polite non-confrontational manner and have test sheets with them for reference. The discussion should take place in a private area – Refer to EA General Regulations 169.6.3 for the Penalty in relation to incorrect behaviour towards Event Officials or any other party connected with the Event (other rider, journalist, public etc)
- e) if you are unable to stay at the event venue to collect your test the organisers will send the test to you if you provide a stamped, self-addressed envelope
- f) remember to thank the organisers before you leave the ground, it may encourage them to run another competition for you

## L.16 Role of Stewards

Stewards are responsible for ensuring the welfare of horses is upheld, that the rules for the event are adhered to and that events are conducted safely.

In this role they are expected to supervise training and warm-up areas, stables and other areas where horses are held, ridden or treated as well as the field of play for competitions.

EA rules State that:

Any Official is authorised to:

- a) intervene in order to prevent any abuse of horses by riders, grooms, owners or any other person.
- b) intervene in order to prevent any contravention of the common principles of behaviour, fairness and accepted standards of sportsmanship

Please ensure you read and understand the rules relating to:

- 1.2 - Code of Conduct for the Welfare of the Horse
- 1.3 - Abuse of the Horse
- 1.4 - Bleeding
- 1.6 - Anti-doping and Medication control
- Section 2 Dress, saddlery and Equipment
- 13.7 - Dress, Saddlery and Equipment for Para-Equestrian Competitors
- Annex F - Brief Notes regarding Judging (dressage) for Eventing
- Annex H - FEI Guidelines for Pre and Post Competition training techniques (with particular reference to the directive that “*no single neck position should be maintained which may lead to tiredness or stress*”)

Under EA and FEI rules stewards are required to stop riders if they have observed:

- neck stretching achieved through forced or aggressive riding
- the use of extreme flexion if it does not comply with the definition of stretching
- a rider deliberately maintaining a sustained fixed head or neck carriage longer than ten minutes
- in cases where the horse is showing signs of general stress and/or fatigue

The steward may also ask the rider to walk for a certain amount of time in situations where the rider's stress may cause undesired riding - refer to Annex H.

A maximum duration of pre-competition warm-up of one hour is the standard; riders require permission from the chief steward (which will be granted only in exceptional circumstances) to extend a training session beyond one hour. The training session must include relaxation periods. Riders are also reminded that post- test repetition of movements may not exceed ten minutes.

If you are competing at an FEI approved event (CDI, CDIY, CDIJ, CDIP) it is essential that you make yourself aware of rules that specifically relate to FEI events. In particular, riders are reminded that no one, other than the rider may carry a whip in training or warm-up areas.

## ANNEX M – NOTES FOR DRESSAGE EVENT ORGANISERS

This guide is designed to assist Dressage Event Organisers who wish to run dressage events in Australia. The notes must be read in conjunction with Sections 1-11 of the current EA Dressage rules. A dressage event may vary from a small club training event to an official championship event. Event organisers should refer any organisational or rule queries in the first instance to their State Dressage Authority (SDA).

The magnitude of the administration and field-work involved will vary according to the type and status of the event, organisers must use their judgment to adapt whatever is suitable to run an event in a professional manner.

### M.1 Categories of Dressage Events

Type of event	For Approval Apply To	Required
FEI Events - CDI	ADC/EA/FEI	Required
FEI Events - CPEDI	ADC/EA/FEI	Required
National Championships	ADC	Required
PE National Championships	ADC	Required
State Championships	SDA	Required
PE State Championships	SDA	Required
National Youth Championships 10 - 25 yo	ADC	Required
State Young Rider Championships	SDA	Required
Official Pony Events incl Championships	SDA	Required
Club/Regional Championships	SDA	Required
Official Competitive Events	SDA	Required
Young Horse Qualifying Events	SDA	Required
Official Participation Events	SDA	Required by some states
Restricted Training/Club Events	N/A	Not required

### M.2 Calendar

- application/s for permission to hold an Official dressage event or competition must be made in writing to the relevant SDA.
- all Official events must be approved by the SDA
- all Official events will be listed in the appropriate SDA annual competition calendar
- all Participation event dates should be notified to the appropriate SDA
- if an Official event is cancelled the SDA must be notified
- date changes must have the approval of the SDA
- careful consideration of neighbouring clubs should be made when applying for dates
- be aware of your SDA closing date for applications to run Official events

### M.3 General Considerations

- organising bodies wishing to conduct Official Competitive or Participation dressage events in Australia must be currently affiliated with EA
- all Official Competitive and Participation events must be run in accordance with the current EA Dressage Rules
- all members of a Dressage Organising Committee should have access to a current EA Dressage Rule book
- Protests, Reports and Appeals (refer to EA General Regulations [www.equestrian.org.au](http://www.equestrian.org.au))
- OCs are to be aware of any legislation within their state in relation child Protection. National, State and Territory sports organisations have developed child protection guidelines. These guidelines can help you put policies in place to protect your club and your members. For additional information on required checks for people working with juniors, please contact your State or Territory department of Sport and Recreation - [http://www.ausport.gov.au/supporting/clubs/resource\\_library/starting\\_a\\_club/child\\_protection](http://www.ausport.gov.au/supporting/clubs/resource_library/starting_a_club/child_protection)

- f) OCs are responsible for assessing environmental issues such as extreme heat, storms, high winds etc which may make conditions for running an event unsafe for competitors and their horses – refer to the EA Hot Weather Policy for further information – see Annex K
- g) Welfare of the horse is paramount at all events refer to rule 1.2 and 1.3

#### **M.4 Venues**

- a) the best possible venue should be secured for the conduct of a dressage event
- b) the venue should be booked well in advance of the proposed event
- c) be aware of what facilities are or are not available
- d) Examples of venue facilities:
  - o Day Stalls
  - o Stables
  - o Covered yards
  - o Wash bays
  - o Round yard
  - o Arena Surface
  - o Toilets
  - o Showers
  - o Powered camp sites
  - o Spectator Parking
  - o Motel in area
  - o Admin / Office
  - o Scoring Office
  - o Catering / Canteen
  - o Judges / Official area

#### **M.5 Arenas**

- a) arenas should be set out to the dimensions shown in the diagram in Annex A
- b) the surface of arenas is vital for the safety and performance of horses competing and should be made of the best possible footing such as sand or sand mix with a non-slip base, other non-slip surfaces are acceptable
- c) refer to section 3.5 for other arena requirements including surrounds
- d) positioning of judges refer to Rule 10.1

#### **M.6 Schedule**

- a) the event schedule will be dependent on the type of event to be run
- b) the schedule should be prepared well in advance of the event and made publically available to competitors in a timely fashion taking into account the closing date
- c) competitions offered in the schedule should reflect the type of event, expected competitors & venue
- d) event organisers must refer to the Current EA Dressage rules (Section 1 Conditions of Entry & Section 3 Dressage Events) prior to finalising the event schedule
- e) Young Horse event organisers refer to the Current EA Dressage rules (Section 5)
- f) Australian/State and FEI Sanctioned Events refer the Current EA Dressage rules (Section 8)
- g) the schedule must include the following minimum information:
  - name of organisation running event
  - venue address
  - status of event Official Competitive and/or Participation/Restricted etc
  - list of competitions being offered
  - entry fees
  - other fees such as stables/admin fees
  - closing date for entries
  - address for entries to be sent
  - phone contact details for organiser
  - email address for organiser
  - prize schedule
  - any special conditions
  - type of arena surface
  - EA web address link to current tests
  - organisers web address
  - callers permitted or not permitted

The following statement must be included in event schedules:

- 'the event will be held in accordance with the current EA dressage rules (as amended)' - this covers all rule changes'

### M.6.1 Entry Form

The entry form must request the following minimum information:

Information required	Official Competitive	Official Participation	Restricted event
* horse EA number	✓		
* horse registered name	✓	✓	✓
* horse bridle number	✓		
* whether competing horse or pony	✓		
* horse current grading points	✓	✓	✓
* rider EA number	✓		
* rider name, address, contact details	✓	✓	✓
* owner EA number	✓		
* proof of membership	✓	✓	✓
* competitions entering	✓	✓	✓
* summary of fees & method of payment	✓	✓	✓
* closing date of entries & address to be sent	✓	✓	✓
* EA Member Release and Waiver	✓	✓	✓
* method of draw distribution	✓	✓	✓

### M.6.2 Time Draw

- a) it is strongly recommended that arena familiarisation times be included in the draw and that they be clearly shown in the programme – refer to Section 3 Annex C
- b) once entries have closed organisers should prepare a competition plan in preparation to complete the time draw (number of arenas required, time required)
- c) draws can be generated manually or by computer
- d) time to allow for each test is printed on each EA/FEI test sheet
- e) it is strongly recommended to allow 60 to 90 minutes between tests for the same horse, and at least 90 minutes at the FEI levels which are more strenuous tests.
- f) draws should be unbiased
- g) care should be taken not to have the same competitor riding first in more than one test
- h) OCs may accept requests from riders entering 2 horses in the same competition to schedule one horse before the other in the draw providing this request is made at the time of entry. This does not apply for State or National Championships
- i) no judge should be expected to judge more than 40 horses/day
- j) no judge should judge more than 35 horses in any one competition
- k) there should be a break for judges of at least 15 minutes after every 10<sup>th</sup> horse
- l) If a judge is required to judge more than one competition, there should be a minimum of 30 minutes between the last horse in one competition and the first horse in the next
- m) the time draw **must** be made available to all competitors & judges in a timely manner before the event
- n) other information to be included when sending out the time draw should include all relevant information pertaining to the event; stable allocation, refreshments available, contact details for withdrawals etc
- o) horses can not be changed after close of entries, riders can be changed up to 30 mins prior to start of the competition
- p) where a competitor has entered two horses in the one competition:
  - the draw time between the two horses should be a minimum of 90 minutes between horses - riders can opt for less
  - under no circumstances are the horses draw times to be swapped once the draw has been completed
- q) the OC may ask riders to move up into scratchings but this is at the discretion of the rider and not compulsory
- r) the competitor's state of origin must be included in the start list, draw and program for State and National Championships

## M.7 Judges

- only current NOAS judges are eligible to officiate at Official Competitive and Participation events/competitions (refer to <http://www.equestrian.org.au> or your SDA for current lists)
- ground jury - for interpretation refer to rule 4.1
- invitations to judges should be made at least 3 months prior to an event preferably by email or letter
- it is the judges responsibility to immediately advise the organiser if they have a conflict of interest with any competitor or horse Refer to 1.6
- protocols for judges accepting invitations to judge refer 10.8
- Refer to 10.1 for the placement of Judges on the arena

### OFFICIAL COMPETITIVE Competitions

ADC recommends that a minimum of 2 judges are to officiate at every competitive competition.

**Please note:** For State and National Championships qualifications, competitors must submit 3 scores, 2 of which must be from competitions with 2 Judges officiating.

The table below indicates how many judges are required for an Official Competitive competition.

+ means: It is strongly recommended that wherever possible a least one additional appropriately accredited NOAS judge be added

Level of Judge	LEVEL OF PARTICIPATION COMPETITION									
	Prelim	Nov	Elem	Med	Adv	PSG	Inter I	Inter A&B	Inter II	Grand Prix
<b>A</b>	1	1	1	1	1+	2+	2+	2+	2+	2+
<b>B</b>	1	1	1+	1	1+	2+	2+			
<b>C</b>	1	1	1+	2	2					
<b>D</b>	1+	1	2	2						
<b>E</b>	1+	2	2							
<b>F</b>	1+	2								
<b>G</b>	1 + F ↑									

### OFFICIAL PARTICIPATION Competitions

**Note:** For details about judges for Para Equestrian events (PE) please see Rule 11.10.1

Level of Judge	LEVEL OF PARTICIPATION COMPETITION	
	Preliminary	Novice
<b>A</b>	1	1
<b>B</b>	1	1
<b>C</b>	1	1
<b>D</b>	1	1
<b>E</b>	1	1
<b>F</b>	1	1
<b>G</b>	1	2**

\*\* The 2<sup>nd</sup> judge recommended to be at least F level

Once a judge confirms an appointment to judge the following information should be provided to the judge:

Immediate confirmation of	Pre Event Follow-up information
* event date/s	* draw to be sent to each judge once completed
* event location/address	* provide contact phone number for competition day
* accommodation requirements	* advise judge where they should report to
* confirm travel remuneration	* keep judges informed of any changes to program
* tests to be judged	* advise judge of accommodation booking
* hourly remuneration if applicable	

#### M.7.1 Out of Pocket Expenses for Judges

- It is recommended that judges are paid the following for judging:
- a minimum of \$35 per day or \$15 per hour (whichever is greater); and
- mileage at the minimum rate of 50c per km for the round trip

Where airfares and/or accommodation are provided, the honorarium may be negotiated between the judge and the OC.

#### M.8 Other Officials and Volunteers

Officials and volunteers play a vital role when running a dressage event. The following table indicates what type of event requires which officials and volunteers.

Official/Volunteer role	Championships	Competitive events	Participation events	Restricted events
Event Convener/Event Director	✓	✓	✓	✓
Judges	✓	✓	✓	✓
Writers (1 per judge)	✓	✓	✓	✓
Scorers	✓	✓	✓	✓
Gear Stewards	✓	✓	✓	✓
Test Collectors	✓	✓	✓	✓
Chief Steward	✓	Highly recommended		
Technical Delegate	✓			
Event Secretary	✓	✓	✓	✓
Judge Host	✓	✓	✓	✓
Financial Manager	✓	✓	✓	✓
Sponsor Host	✓	✓		
Prizegiving Manager	✓	✓		
Catering Manager	✓	✓	✓	✓

#### M.8.1 Writers

- each judge must be allocated a capable writer
- it is preferable that the same writer is used for the whole competition
- guidelines for writers are available at [www.equestrian.org.au](http://www.equestrian.org.au)
- preferred writers for International FEI Competitions:
- first preference to Judge Educators and Mentors
- second preference to other senior judges eligible to supervise shadow judging (A, B, C or D)
- third preference to E, F, G judges



## **M.8.2 Scorers and Scoring**

- a) scorers should be allocated a quiet area to work in
- b) EA has free scoring software available online [www.equestrian.org.au](http://www.equestrian.org.au)
- c) EA has a set format for recording of results available online [www.equestrian.org.au](http://www.equestrian.org.au)
- d) all results must be forwarded to the respective state branch within 7 days of the event
- e) judges must sign off on the final result sheet
- f) results should be posted on organiser websites or distributed to competitors by other means
- g) judges must be given a set of results for the competitions they have judged
- h) all results of all judges and the overall total must be displayed by percentage to the 3<sup>rd</sup> decimal point
- i) if a rider withdraws prior to a competition, is excused, eliminated or a 'no show' prior to or during the performance of a test, the words 'withdrawn' or 'excused', 'eliminated' or 'no show' or abbreviations must appear after the riders name on the results sheet

### **M.8.2.1 Scorers Must:**

- a) double the mark where a coefficient is indicated
- b) add the marks in the total column
- c) deduct the errors of course and penalties from each judge from the total
- d) calculate the percentage by adding the scores of all the judges and dividing the total by the total marks possible. For example – 3 judges scored 350, 345, 349 = total 1044. Total possible marks for the test was 400 which is multiplied by the number of judges –  $400 \times 3 = 1200$ . Percentage =  $1044 \text{ divide by } 1200 \times 100\% = 87\%$
- e) additions must be checked for errors
- f) results should be placed on the score board as soon as possible
- g) make the test sheets available for competitors after approval from the judges and no later than 30 minutes after the posting of the final results. Test sheets are confidential.

### **M.8.2.2 Allocation of Marks and Scoring**

- a) all half marks from 0.5 to 9.5 may also be used both for movements and collective marks, at the discretion of the judge – including Freestyle competitions
- b) Young Horse competitions - marks to one decimal place may be used in first and second round qualifying competition (e.g. trot 7.8)
- c) marks are then added together and any penalty marks are deducted
- d) it is essential that all penalty marks are deducted from each individual judge's score before they are totalled
- e) percentages (to the 3<sup>rd</sup> decimal point) for each judge must be clearly shown in results lists and on notice boards, together with the total percentage obtained to three decimal places
- f) a remark is strongly recommended for a mark of 5 or below
- g) a remark for all marks is recommended
- h) any alterations to marks must be initialled by the judge in ink

### **M.8.2.3 Unmarked movements**

If a mark has not been recorded and the judge cannot recall the movement, or cannot be found, the mark allotted should be the average of the collective marks at the end.

### **M.8.3 Stewards and Gear Stewards**

- a) it is highly recommended that a Chief Steward is appointed at all dressage events refer to rule 4.6 (a current list of accredited stewards is available at [www.equestrian.org.au](http://www.equestrian.org.au))
- b) it is compulsory to appoint a Gear Steward/s for all dressage events refer to rule 4.5

### **M.8.4 Technical Delegate (TD)**

Please refer to rule 4.3

**M.8.5 Runners should:**

- a) collect the completed test sheets from the writers after every two (2) or three (3) ridden tests taking care not to disturb the judge or writer whilst waiting for the sheet
- b) take care not to disturb the horse and rider currently competing
- c) deliver completed test sheets to the scorers
- d) convey information from the Secretary to different Stewards or vice versa
- e) be prepared to replace arena markers that may have been knocked over

**M.8.6 Judges' host should:**

- a) meet judges on arrival
- b) have refreshments available on arrival for judges and writers
- c) introduce each judge to their writer well ahead of time (at least 10 minutes before starting time)
- d) advise the judge who is to act as the TD, Chief Steward or as Ground Jury members
- e) advise the judge/writer of their arena number and arena location
- f) give judge/writer their folder which includes details of their position on the arena and a final list of competitors and times showing all scratchings
- g) advise the judge and writer of arrangements for morning and afternoon tea, plus lunch
- h) give centreline judge/writer a bell or whistle if not judging from a car
- i) ensure that judges and writers are properly looked after during the coffee and lunch breaks and are treated as guests of the organisers
- j) at some time during the day determine each judge's travelling expenses and inform the Treasurer so a cheque is ready on completion of judging. Alternatively payment made be made direct to the judges bank account if bank details are provided
- k) provide a quiet area, away from the score board, where judges can be given access to a duplicate copy of the full result sheet and individual judges marks for their perusal

**NB:** judges must stay on the grounds for a period of at least 30 minutes after the posting of the placings, so the results should be collated as quickly as possible

**M.8.7 Sponsors' host (where applicable) should:**

- a) meet sponsors
- b) have refreshments available
- c) introduce sponsors to organisers; and
- d) make them feel welcome whilst they wait to present their donated award to the recipients

**M.8.8 Prize-giving Manager should:**

- a) refer to rule 3.19, 3.20 and 8.9; FEI sanctioned events refer to [www.fei.org](http://www.fei.org)
- b) prepare a prize giving schedule, make it available to competitors, sponsors and the public
- c) prepare prizes and prize giving area
- d) have a set of results ready for the presenter
- e) prizes may be presented by the participating sponsors where practicable after a competition, e.g. during the lunch break, at the end of a day or at the end of the whole event
- f) it is recommended that competitors are requested to present in competition attire
- g) it is the OC's decision whether prize giving is to be mounted or unmounted

**M.9 Organising Committees (OCs) and Event conveners**

- a) OC's are responsible for the overall management and administration of a dressage event
- b) an Event Convener (Event Director) plans and executes the tasks and functions necessary for an event to take place on behalf of the OC
- c) OC's and Event Conveners must be very familiar with the current EA dressage rules
- d) OC's are responsible to their members to run events according to the current dressage rules and should at all time remain transparent

### M.9.1 Event Planning

Please find below a task list for organisers of Dressage events

<b>BOOKING DATES/VENUE</b>	<b>By whom</b>	<b>Time frame</b>	<b>Task complete</b>
Select appropriate date/s & type of event (section 1)	OC		
Book venue (section 1 & 4)	OC		
<b>THE ORGANISING STRUCTURE</b>	<b>By whom</b>	<b>Time frame</b>	<b>Task complete</b>
Appoint event coordinator	OC	> 3 months	
Appoint event organising committee (appoint areas of responsibility)	OC	> 3 months	
Prepare a budget	Treasurer	> 3 months	
Decide on the event schedule	OC	> 3 months	
<b>Official appointments</b>	<b>By whom</b>	<b>Time frame</b>	<b>Task complete</b>
Book suitably accredited judges (section 6)	Appointed convenor	> 3 months	
Appoint a Technical Delegate (section 7)	Event coordinator	> 2 months	
Appeals Committee (section 7)	Event coordinator	> 1 month	
Chief Steward (section 7)	Appointed convenor	> 2 months	
Gear Stewards (appoint & roster)	Appointed convenor	> 1 month	
Scorers (appoint & roster)	Appointed convenor	> 1 month	
Writers (appoint & roster)	Appointed convenor	> 1 month	
Test sheet collectors (appoint & roster)	Appointed convenor	> 1 month	
Stabling steward (allocate stables)	Appointed convenor	> 1 month	
Veterinarian on call	Appointed convenor	> 1 month	
Farrier on call	Appointed convenor	> 1 month	
Notify ambulance / local hospital	Appointed convenor	> 1 month	
<b>JUDGES</b>	<b>By whom</b>	<b>Time frame</b>	<b>Task complete</b>
Book suitably accredited judges (refer to the graph section 3)	Appointed convenor	> 3 months	
Confirmation letter to judges (e-mail is OK)	Appointed convenor	> 2 months	
Forward draw to judges	Appointed convenor	> 14 days	
Book accommodation for judges	Appointed convenor	> 14 days	
Judges Gifts (not compulsory)	Appointed convenor		
Travel expenses to judges - refer Judges Honorarium form <a href="http://www.equestrian.org.au">www.equestrian.org.au</a>	Appointed convenor	at event	
Thank you letters to judges	Appointed convenor	post event	
<b>FINANCIAL</b>	<b>By whom</b>	<b>Time frame</b>	<b>Task complete</b>
Prepare a budget	Treasurer	> 3 months	
Organise prize monies, cash floats, goods in kind	Treasurer	< 2 weeks	
Payments as required	Treasurer	as required	
Prepare invoices for sponsors/exhibitors/advertisers	Treasurer	as required	
Collection of monies during event	Treasurer	as required	
Judges travel & accommodation	Treasurer	at event	
Deposit incoming monies	Treasurer	as required	

<b>ADMINISTRATION / SECRETARIAL</b>	<b>By whom</b>	<b>Time frame</b>	<b>Task complete</b>
Prepare schedule/entry form & conditions, closing date	Appointed convenor	> 3 months	
Distribute entry form to appropriate interested parties	Appointed convenor	> 3 months	
Take entries, send rider/horse/owner EA status for verification to State branch	Appointed convenor	> 1 month	
Prepare competition plan	Appointed convenor	> 1 month	
Conduct Draw	Appointed convenor	> 1 month	
Print draw, rider information and post to competitors and judges	Appointed convenor	ASAP after draw	
Organise test papers, boards, pens, bells	Appointed convenor	> 1 week	
Draw for each judge folder & gear steward	Appointed convenor	> 1 week	
Cover sheet for judge folders: test #; time; judge's name; writer's name; arena #	Appointed convenor	> 1 week	
Score sheets for score board, score sheets master copy, organise scoring method	Appointed convenor	> 1 week	
Organise stationery etc for event	Appointed convenor	> 1 week	
Organise First Aid Kit	Appointed convenor	> 1 week	
Organise event office for enquiries	Appointed convenor	> 1 week	
Prepare Event operational plan	Appointed convenor	> 1 month	
Prepare risk management plan	Appointed convenor	> 1 week	
Rule Book on hand	Appointed convenor	> 1 week	
<b>SPONSORSHIP</b>	<b>By whom</b>	<b>Time frame</b>	<b>Task complete</b>
Develop sponsorship proposal and budget	Appointed convenor	> 3 months	
Secure cash sponsors and product sponsors (refer event budget)	Appointed convenor	> 1-3 months	
Ongoing correspondence & confirmation	Appointed convenor	> 1-3 months	
Trade stands - send proposals / follow-up	Appointed convenor	> 1-3 months	
Obtain advertising material for official program booklet	Appointed convenor	> 1-3 months	
Sponsor gift packages/thank you letters	Appointed convenor	as required	
Organise raffle prizes & tickets	Appointed convenor	> 1 week	
<b>OPERATIONS / LOGISTICS / VENUE / FIELD OF PLAY</b>			
Communication with venue management	Appointed convenor	as required	
Ground preparation - arenas/marquees/seating set up & pull down	Appointed convenor	as required	
<b>PUBLICITY &amp; MEDIA &amp; PROMOTION</b>			
Organise all publicity, promotion & media	Appointed convenor	as required	
<b>HOSPITALITY</b>			
Arrange catering for Judges/writers/other officials/volunteers/public	Appointed convenor	> 1-3 months	
<b>CEREMONIES &amp; PRESENTATIONS</b>			
Order ribbons/rugs	Appointed convenor	> 1-3 months	
Develop presentation schedule	Appointed convenor	> 1-3 months	
Perpetual trophies - find and retrieve	Appointed convenor	> 1-3 months	

## **TASK LIST for Organisers of Dressage Events**

### **Convenor's responsibility - day of event**

- Arrive at least 1hr before comp. start time (if arenas need setting up then arrive earlier)
- Check arenas / markers in place
- Perform Risk assessment
- Set up tent & prepare trailer or other scoring venue
- Power on/Urns on
- Check Judges boards / take any scratchings off
- Gear steward board with equipment rules and draw steward in place 40 mins before start
- Handle any enquiries from competitors
- Welcome judges/writers, introduce hand out boards direct to arenas/ advise of catering/toilets etc
- Be aware some judges may not have a car so have a spare car in mind
- Put all score sheets for day on score board
- Be prompt in getting scores on the score board (double check by 2nd scorer)
- Be aware of break times, have catering ready
- Ask judges how many kms/have cheques ready before they depart.

There is a form for judges to complete

- Have presentation schedule / ribbons / prizes ready for presentation
- Be prompt in finalising scores / presentation 30 mins after all tests finish
- Judges must stay at least 30 minutes after the final results have been posted
- Make a note of non-collected prize monies
- Pull down and clean up

### **POST EVENT - FOLLOW UP**

- Clean up of grounds
- Thank you letters - sponsors
- Thank you letters - other/helpers
- Retrieve signage
- Send results to EA State Branches & SDA
- Follow up outstanding monies & sponsorship
- Return promotional material to sponsors/advertisers
- Refunds reserves etc
- Follow up outstanding invoices
- Pay all creditors
- Prepare Profit & Loss statement present to Organisation committee
- 'Wash up' meeting or debrief

**M.10 Youth Development (Refer 1.12.1)**

**M.11 Supplementary Notes for Organising Committees of FEI-Sanctioned Events**

Refer to FEI Dressage Rules, FEI World Cup Rules and FEI World Cup Dressage Rules for the Pacific League - [www.fei.org](http://www.fei.org)

**M.12 Positioning Judges around the arena**

Refer to rule 10.1

**M.13 Protocol for Judges Accepting Invitations to Judge**

Refer to rule 10.8

#### **M.14 How to Construct a Dressage Arena**

- a) place a peg in the ground at one corner of the arena. Measure one long side of the arena (for a small arena, 40 metres) and place a peg at that distance
- b) these are pegs A and C in the diagram at the end of this section
- c) extend the line A-C by, say, three metres to D and measure back from C towards A
- d) using about a 10 metre length of twine (the exact length doesn't matter) tie a small loop at both ends, then find the exact middle and tie another loop there
- e) place one end loop over the peg at B and the other end loop over the peg at D
- f) holding the middle loop, tighten the string, first to the right and then, as a check, to the left, to obtain points E and F. Peg these points
- g) if this has been done correctly, E, C and F will be in a straight line at right angles to A-C. Extend this line 20 metres from C and the third corner of the arena is fixed
- h) repeat the procedure at A to find the fourth corner
- i) this is a quick and accurate method

With practice it will be found that further short cuts can be made, e.g. you can measure A-D (40 metres plus, say 3 metres at each end) at one go and peg B and C en route

#### **Variant (a)**

- j) using the above method for marking out a right angle, the setting out can be started from a chosen short side or the centre line for the arena if either is preferred as a base to work from

#### **Variant (b)**

- k) since the main problem in setting out is to establish lines at right angles, a useful tool for one who is frequently engaged in this work is a wooden set square (easily home-made) as shown at the end of this section
- l) if the apex of the set square is placed on the ground at a corner peg and one arm is sighted to lie along the base line, the other arm will point in a direction at right angles to it and the next corner peg can be sighted to be in this alignment
- m) by using a set square some of the subsidiary measuring is eliminated
- n) furthermore, the ends and long sides of the arena can be quickly laid out by using one or more lines prepared with small loops at each end through which meat skewers or other suitable pegs can be inserted to pin them down as required
- o) such prepared lines become stock material and should be checked for length each time they are brought out in case shrinking or stretching has occurred

