

Annex A Dressage – Annexes

Brief Notes regarding Judging Eventing:

- Half marks will be used in all Eventing Dressage from 1st January 2015 (544.1)
- Carrying Whips around arena -2 (FEI Dressage Art 430 6.2)
- Carrying whip in the arena -2(FEI Dressage Art 430 6.2) (judge must ring the bell and ask rider to drop whip as soon as soon as noticed)
- Ear Hoods – permitted for all Events and may also provide noise reduction. However, ear hoods must not cover the Horse's eyes and ear plugs are not permitted (with the exception of Dressage Rules Art.428.7.2) The ear hoods should be discreet in colour and design. (539.2.2)
- Falls in dressage arena (elimination)
- Lameness (Ask TD to organise a vet to check the horse before jumping phases rather than eliminate unless obviously uncomfortable and MARKEDLY lame) 515.2.4.1.1
- Blood on horses (526.4)
- Spurs are optional for all tests and levels

515.2.4 Dressage Test

The Ground Jury will judge the Dressage Test for CCI and CIC Events

EA Dressage Judges CCN/CNC

Further information can be obtained from the FEI Eventing Dressage Rules 2016.

- At CCN competitions a formal Ground Jury will be appointed and duties as per FEI 515.2
- At CNC competitions there will be **no** formal Ground Jury.
- Judges will be appointed to mark the Dressage Test as per table 513.5.
- A Technical Delegate (TD) is always present and is available to Judges at all times during the Event to assist with rule clarification. Judges should make sure they know who the TD is on the day and have radio contact with the TD.
- The Judges are only responsible for the Dressage phase in conjunction with the Technical Delegate.
- The Judge must report to the Technical Delegate any case of abuse of horse or lameness.
- Judges are to be aware of the FEI Eventing Dressage Rules
- At CCN competitions a formal Ground Jury will be appointed and duties as per FEI 515.2
- In exceptional circumstances the Technical Delegate may authorise the use of only one judge.
- Overseas National Judges, certified by their National Federation to be of a particular level of qualification, may also be used.

542.2 Number of Tests to be judged by day CCI/CIC

The Organising Committee may include a maximum of fifty (50) Horses per day to be judged by one Ground Jury, with an additional flexibility of maximum ten (10) percent, if agreed by the Technical Delegate and the President of the Ground Jury.

Number of Tests to be judged by day for CNC & CCNs.

The Organising Committee, as a general guide, may include a maximum of 40 horses per day. Organising Committees are advised to inform Judges, prior to the competition, if it is likely that more than 30 horses will be in a class.

Arenas

Dressage tests should be conducted in a 20 m x 60 m arena. When there are a large number of entries and/or limited areas available, organisers may conduct tests in a 20 m x 40 m arena, up to and including CNC* level.

Construction of Arenas: Arenas must be as safe as possible. Examples of arena construction include plastic chain (with intermittent breaks), plastic pipes, ground markings, and painted 10cm x 2.5cm wooden boards placed on the ground at corners and markers.

Rope and steel pegs are not acceptable.

When there is one judge only, he will be positioned at C.

Dress

538.2.1 Civilian

Hunting dress or uniform of a riding club; white shirt and tie; gloves; white, fawn or cream breeches; long riding boots or short boots with matching full grain smooth leather chaps. hunting cap, protective headgear or top hat; please refer to Dressage Rules in regard to use of protective headgear and top hat/bowler.

At CICs of 1&2 star level civilian may also wear a tweed jacket with fawn or beige breeches and black or brown boots.

Please refer to the FEI Dressage rules in regard to use of protective headgear and top hat/bowler, as well as entering the arena with a whip, with boots on Horse's leg or with discrepancy in dress

EA 538.2.1 EvA105 & below

Gloves are optional at Pre-Novice/EvA105 and levels below.

Spurs

538.1.3 Spurs

- a) General - Spurs are optional for all three Tests. Spurs capable of wounding a Horse are forbidden. Spurs must be of smooth material (metal or plastic). If there is a shank it must not be more than four centimetres long (the overall shank must be measured from the boot to the end of the spur) and must point only towards the rear. The end of the shank must be blunt to prevent wounding a Horse. If the shank is curved, the spurs must be worn only with the shank directed downwards. Metal or plastic spurs with round hard plastic or metal knobs "Impulse spurs" and "Dummy spurs"• with no shank are allowed.
- b) Rowel Spurs - Spurs with rowels are allowed in the three tests and when practising/warming up for Dressage and Jumping. If they are used, rowels must be vertical, free to rotate and the rowel must be round and smooth (no tines allowed). For pony competition, rowel spurs are not allowed for all tests.

Saddlery

An English type saddle and a permitted bridle are compulsory.

539.2.2 Permitted

- a) A double bridle with cavesson noseband i.e. bridoon and curb with curb chain (made of metal or leather) is permitted, as authorized by the Dressage Rules. Double bridle is not allowed for one star level CCIs and CICs.
- a) A snaffle bridle of which the bit is made of metal, , rubber or plastic material is also permitted as authorised by the Dressage Rules. ‡ The bridle must be made entirely of leather, except for a small disc of sheepskin, which may be used in under the intersection of the two leather straps of a crossed noseband.
- b) A breast plate may be used.

For drawings of permitted bits and nosebands, see Dressage Rules, table Bits and table Nosebands. Certain tests may specify that only a snaffle bridle is allowed.

CNC/CCN EvA105 and below. Only a snaffle bridle is allowed

539.2.3 Forbidden

Martingales, bit guards, any kind of gadgets (such as bearing, side, running or balancing reins, etc.), any form of blinkers, earplugs, hoods, nose covers and saddle covers, are under penalty of elimination, strictly forbidden, see Dressage Rules and Art. 538.2.1 above.

False tails are permitted provided they are not weighted or otherwise enhanced in any way whatsoever.

Elimination

Lameness – GJ to ask TD to organise a vet check prior to jumping phases rather than immediate elimination, unless the horse is obviously uncomfortable and MARKEDLY lame

Resistance – Any resistance which prevents the continuation of the test longer than twenty (20) seconds is punished by Elimination. However, resistance that may endanger Athlete, Horse, Judges or the public will result in elimination for safety reasons earlier than within (20) seconds. This also applies to any resistance before entering the Dressage arena or when leaving the arena.

Fall – In the case of a fall of a Horse and/or Athlete, the Athlete will be eliminated.

Leaving Arena during Dressage test – A Horse leaving the arena completely, with all (4) feet, during a Dressage competition between beginning and end of test will be eliminated.

- A horse leaving the arena with all four feet between the time of entry at A and the time of exit at A will incur elimination if the arena is fully enclosed to the recommended minimum height of 30cms and the gate at A has been closed.
- A horse leaving the arena with all four feet between the time of entry at A and the time of exit at A will be awarded an error of course for the movement if the surrounds are not at least 30cms in height or if the arena has intermittent boards or line marking.
- If the arena is 30cms or over, a horse leaving the arena anywhere, other than through an open gate will be eliminated.
- A horse leaving the arena with all four feet between the time of entry at A and the time of exit at A, through the gate at A will be awarded an error of course for the movement if the gate has not been closed.

When a horse makes such an “error of course” by leaving the arena with all four feet between the time of entry at A and the time of exit at A, the judge at C warns him, by sounding the bell. The President then directs him to re-enter the arena at the nearest practical place, then shows him, if necessary.

Outside Assistance

Any outside help by voice, sign, etc is considered as illegal or unauthorised assistance to an Athlete or to his Horse. An Athlete or Horse receiving positive assistance must be eliminated.

Other reasons for Elimination:

- Horse and Athlete combination not being able to fulfil the requirements of the level
- The performance is against the welfare of the Horse.
- Horse and Athlete combination not entering the Competition arena within ninety (90) seconds after the bell. Except where a valid reason thereto has been informed to the Judge at C (valid reason may be losing a shoe, etc)

Blood on Horses

Blood on Horses may be an indication of abuse of Horse and must be reviewed case by case by the Ground Jury or Technical Delegate in consultation with the Veterinarian at CNC.

In minor cases of blood in the mouth, such as where a Horse appears to have bitten its tongue or lip, or minor bleeding on limbs, after investigation the Ground Jury Technical Delegate in consultation with the Veterinarian at CNC may authorise the Athlete to continue.

Conflict of Interest

Coaching and Training - All Officials

In any case coaching or training by all FEI Officials at the particular Competition must be avoided after arriving at the Competition grounds, unless in special circumstances permission has been given by the FEI Secretary General. Coaching or training includes the walking of courses and the training and warming up of Athletes for dressage or jumping.

Course walks open to all Athletes are encouraged, but those restricted to own pupils are not allowed.

Other conflicts - Ground Juries

- c) CIs at 1&2 star level and EvA105 & below - conflicts should be avoided whenever practicable.
- d) CIs at 3&4 star level - conflicts must be avoided whenever practicable. If unavoidable they must be declared and accepted by the FEI Secretary General.
- e) Games/Championships/Series Finals - conflicts of interest are not allowed.

Dressage Scoring

- All tests must be carried out entirely from memory, and all movements must follow in the order laid down in the test.
- A test begins with the entry at A and ends after the salute at the end of the test, as soon as the horse moves forward. Any incidents before the beginning or after the end of the test have no effect on the marks. The athlete should leave the arena in the way prescribed in the text of the test.
- Athletes must take the reins in one hand at the salute.
- When a movement must be carried out at a certain point of the arena, it should be done at the moment when the athlete's body is above this point.
- When an athlete makes an "error of the course" (takes the wrong turn, omits a movement, etc.), the President of the Jury warns him by sounding the bell. The president shows him, if necessary, the point at which he must take up the test again and the next movement to be executed, then leaves him to continue by himself. However, in some cases when, although the athlete makes an "error of course", the sounding of the bell would unnecessarily impede the fluency of the performance (for instance if an athlete makes a transition at V instead of at K) it is up to the president to decide whether to sound the bell or not. If, however, there is a "mirror image" movement later in the test where it is possible for the athlete to repeat the same error, the bell should be sounded at the first error.
- When an athlete makes an "error of the test" (trot rising instead of sitting, at the salute, does not take the reins in one hand, etc.), he must be penalised as for an "error of course".
- In principle, an athlete is not allowed to repeat a movement of the test unless the President of the Jury decides on an error of course and sounds the bell. If, however, the rider has started the execution of a movement and tries to do the same movement again, the judges must consider the first movement shown only and, at the same time, penalise for an error of course.
- Unless all three judges are in agreement on an error, the athlete receives the benefit of the doubt.
- After elimination (except when eliminated for marked lameness), an athlete may continue his performance to the end. The marks will be awarded in the ordinary way.

Fall Of Horse or Rider in Dressage

- Any fall of rider or horse in the dressage test will result in elimination.

Errors of Course

Every "error of course", whether the bell is sounded or not, will be penalised as follows:

- 1st time Two (2) points
- 2nd time Four (4) points
- 3rd time elimination

Whips

It is forbidden to carry a whip of any kind while competing in the arena. However, the use of one whip, with a total maximum length of 120 cm, in the practice area is allowed. The whip must be dropped before entering the space around the competition arena or the athlete will entail a penalty (see below – Other Errors).

Other Errors

All of the following errors are considered errors and two (2) points will be deducted per error, but they are not cumulative and will not result in elimination

- Entering the space around the arena with whip
- Entering the Dressage arena with whip
- Not entering the arena within forty five (45) seconds after the bell, but within ninety (90) seconds
- Entering the arena before the sound of the bell

6.2. Other Errors (Extract from the 2015 FRI Dressage Rules)

All of the following are considered errors, and two (2) points will be deducted per error, but they are not cumulative and will not result in Elimination.

- Entering the space around the arena with whip or with boots on the Horse's legs or with discrepancy in dress (e.g. lack of gloves);
- Entering the Dressage arena with whip or with boots on the Horse's legs or with discrepancy in dress (e.g. lack of gloves). If the test has already started before the discrepancy has been noticed, the Judge at C stops the Athlete and if needed and possible, an assistant may enter the arena to remove the items. The Athlete then continues the test, either starting from the beginning from the inside of the fence) or from the movement where he was stopped. The marks given before he was stopped are not changed.

Appointment of Officials - Dressage FEI (For full details see 513.)

Officials will be appointed by the FEI or by the Organising Committee according to the different types and level of Competitions and in accordance with the following tables.

In the case of appointment of National Officials these must be from the Host Country unless directly appointed by the FEI for the purpose of an Educational program.

Note: For 2015, the FEI Committee proposes that for events with several competitions/sections, OCs can offer alternative composition of Officials to the requirements listed in the below tables and/or provisions in Art 513.6 with the objective to reduce costs. Such proposals shall be provided with the Schedule and approved by FEI HO.

To ensure that International standards are respected, proposals must comply with the following minimum requirements:

- a) For the overall event, a minimum of International Official must be appointed for each category (Judge, TD and Course Designer) of the level of the highest competition organised. These Officials will be responsible and will report back to the FEI on the overall event.

Such provision does not apply for Championships and Games of any level

1 Permitted Bits for the Dressage Test

The Eventing Rules are lined up with the Dressage rules exclusively and the only exceptions are referred as follows:

- a) Young Horses biting requirements of Dressage do not apply to Eventing
- b) Allowance is made for sheepskin disc for the Mexican noseband and use of breastplate

Please note the following:

- c) Bits covered in leather are not allowed
- d) Wavy plastic bits are not allowed
- e) Lunging reins only approved if on triangle rein (Dressage Rules the lungy-bungie is not allowed)

NOTE: A review of the Cross Country bits will be made during 2015 for implementation in 2017.

Various double bridle bits

Bridoons:

1. Loose ring bridoon bit.
2. a,b,c Bridoon bit with jointed mouthpiece where the middle piece should be rounded. Eggbutt sides also allowed.
2. d - Bridoon bit with rotating middle piece.
2. e - Bridoon Rotary bit with rotating middle piece.
2. f – Bridoon Rotary bit with rotating middle piece and looped rings
3. Egg-butt bridoon bit.
4. Bridoon bit with hanging cheeks.

Curbs :

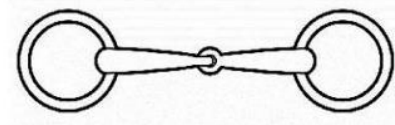
5. Half-moon curb bits.
- 6.+7. Curb bit with straight cheeks and port.
8. Curb bit with port and sliding mouthpiece (Weymouth).
A curb bit with rotating lever arm is also allowed.
9. Variation of bits No 6, 7 & 8.
10. Curb bit with S-curved cheeks.
11. Curb chain (metal or leather or a combination).
12. Lip strap.
13. Leather cover for curb chain.
14. Rubber, leather or sheep skin cover for curb chain.

Various snaffle bridle bits:

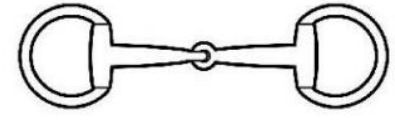
1. Loose ring snaffle
2. a,b,c, Snaffle with jointed mouthpiece where middle piece should be rounded. Egg-butt sides also allowed.
3. Egg-butt snaffle.
4. Racing snaffle D-ring.
5. Egg-butt snaffle with cheeks.
6. Loose ring snaffle with cheeks (Fulmer).
7. Snaffle with upper cheeks only.
8. Hanging cheek snaffle.
9. Straight bar snaffle. Permitted also with mullen mouth and with egg butt rings.
10. Snaffle with rotating mouthpiece.
11. Snaffle with rotating middle piece.
12. Rotary bit with rotating middle piece.
- 13 Rotary bit with rotating middle piece and looped rings

Various double bridle bits


Bridoons:




1




3



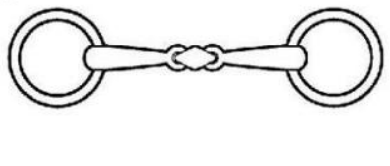
4



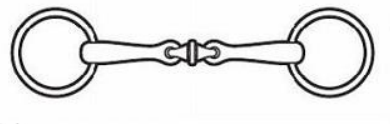
2a




2b



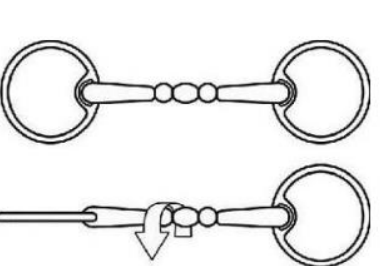

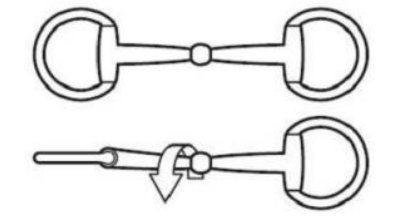
2c



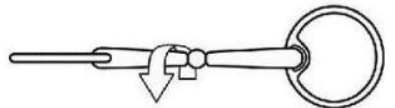
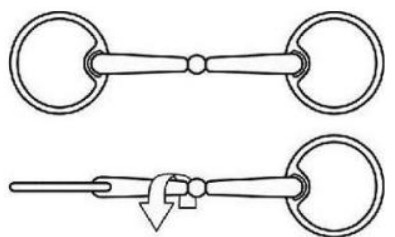
2d



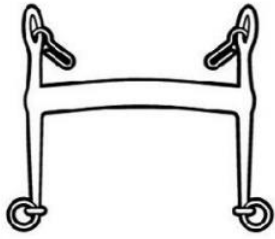
2e



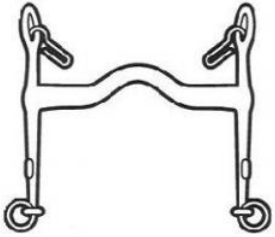
2f



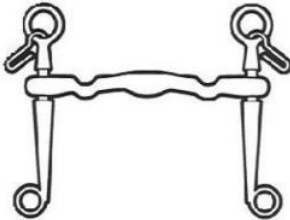
Curbs:



5



7



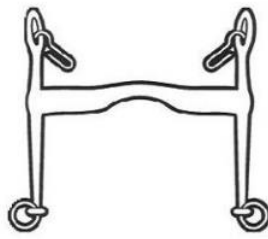
9



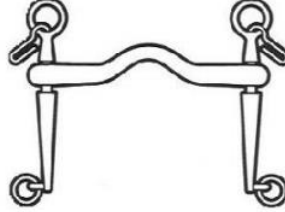
11



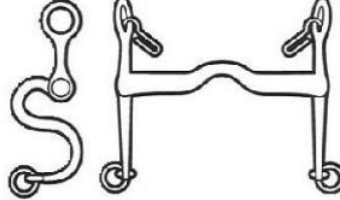
12



6




8



10

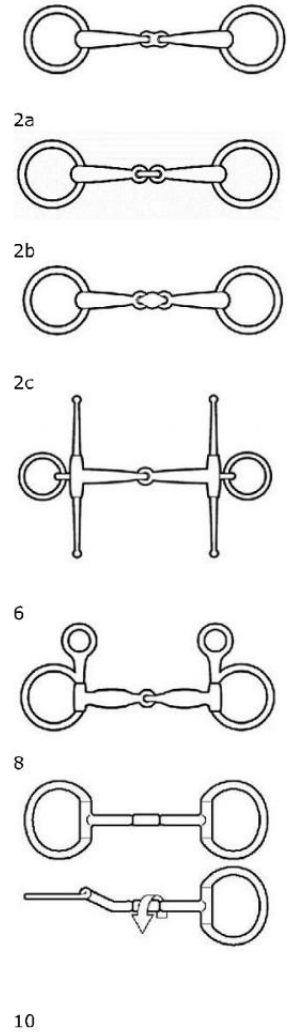
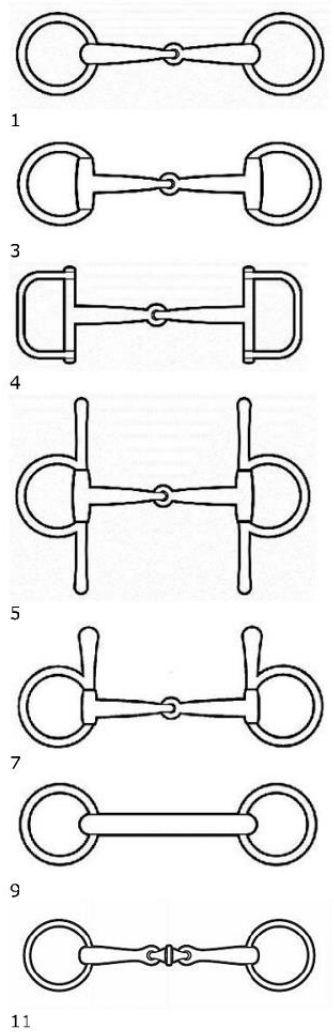


13

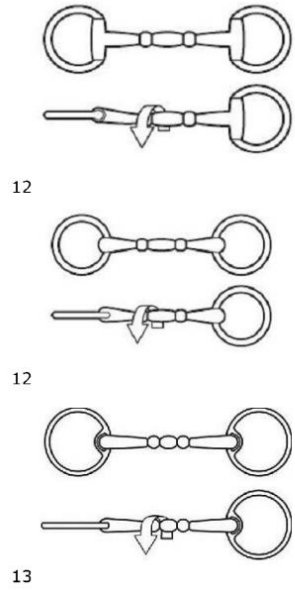
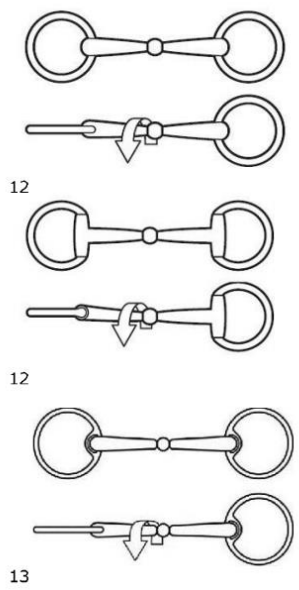


14

Various snaffle bridle bits



Rotary bit




2 Permitted Nosebands for the Dressage Test


1) Cavesson



2) Crossed noseband




3) Dropped noseband

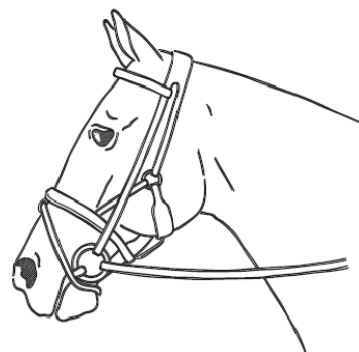


4) Flash noseband

Test



5) Micklem Bridle



6) Stotztem (combined noseband – no throat lash)

2, 3 and 4 are not permitted when a double bridle is used

6 when used as a double bridle, the lower strap of the nose band is not allowed

3 Dressage Tests for Eventing

Dressage Tests

Valid as from January 1st, 2017

One star Competitions (National tests are optional for use at CNC/CCN competition from 1/1/2015)	2015 A 1* test	approx 4 ½ min
	2015 B 1* test	approx 4 min
	2015 EA CNC/CCN 1* test	approx 5 min
1.5 star Competitions	2015 A 2* test	approx 5 min
	2015 B 2* test	approx 5 min
	2015 EA CNC/CCN 2* test	approx 5 ½ min
Two star Competitions (National tests are optional for use at CNC/CCN competition from 1/1/2015)	2015 A 2* test	approx 5 min
	2015 B 2* test	approx 5 min
	2015 EA CNC/CCN 2* test	approx 5 ½ min
2.5 star Competitions	2015 A 3* test	approx 5 min
	2015 B 3* test	approx 5 min
	2015 EA CNC/CCN 3* test	approx 5 min
Three star Competitions (National tests are optional for use at CNC/CCN competition from 1/1/2015)	2015 A 3* test	approx 5 min
	2015 B 3* test	approx 5 min
	2015 EA CNC/CCN 3* test	approx 5 min
Four star Competitions / World Championships	2017 A 4* test	Approx 5min
	2017 B 4* test	Approx 5 min
Olympic Games	Olympic Games B 4* short test	approx 4 ½
Pony CCIP* (one star)	2014 CCIP1 (special pony test)	Approx. 5 ½ min
Pony 2 star and CH	2015 B 1* Test (regular B 1* test)	Approx 5 min

EA CNC Short format Tests

Maybe be used from 1 st January 2014		
EvA 80	EA1:1 (2014)	Approx. 5 min
	EA 1:2 (2014)	Approx. 5.5 min
	EvA80 & EvA95 Test 1	Approx. 4 min
	EvA80 & EvA95 Test 2	Approx. 4.5 min
	EvA80 & EvA95 Test 3	Approx 4.25 min
EvA 95	EA 1:2 (2014)	Approx. 5.5 min
	EA 1:3 (2014)	Approx. 5 min
	EvA80 & EvA95 Test 1	Approx. 4 min
	EvA80 & EvA95 Test 2	Approx. 4.5 min

	EvA80 & EvA95 Test 3	Approx 4.25 min
EvA 105	EA 2:1 (2014)	Approx. 5 min
	EA 2:2 (2014)	Approx. 6 min
	EA 2:3 (2014)	Approx. 5.5 min
	EvA105 Test 1	Approx. 5 min
	EvA105 Test 2	Approx. 4.5 min

EA CCN Long format Tests

Maybe be used from 1st January 2014		
CCN80	EA 1:1 (2014)	Approx. 5 min
	EA 1:2 (2014)	Approx. 5 ½ min
CCN95	EA 1:3 (2014)	Approx. 5 min
	EA 2:1 (2014)	Approx. 5 min
CCN105	EA 2:2 (2014)	Approx. 6 min
	EA 2:3 (2014)	Approx. 5 ½ min