
Equestrian Australia Limited



NATIONAL SHOW HORSE RULES

Effective **01 January 2016**

MARKED VERSION
Updated 30/09/2015

The Equestrian Australia National Show Horse Rules
may also be found on the Equestrian Australia Website:

www.equestrian.org.au

PREAMBLE

This handbook has been revised to gather the rules and guidelines from many aspects of the sport of Show Horse into one resource. This in turn will make it easier for judges, competitors, owners and organisers to locate relevant information.

It is important that all involved in the sport know the rules under which they compete. As well, organisers or volunteers must be aware of their responsibilities and entitlements. This handbook will be a key source of that knowledge.

These rules and procedures cannot provide for every eventuality. In any unforeseen or exceptional circumstances, it is the duty of the appropriate Official(s) to make a decision in a sporting spirit and adhere as closely as possible to the intention of these rules.

Exhibitors, Competitors and Judges are asked to read the rules carefully as the breach of a Rule will attract a penalty.

Method of Implementation: It is envisaged that the policing of these rules will be self-regulatory. Exhibitors, Competitors, Judges and Show Officials have the right to lodge a protest alleging infringement of the rules.

Printing of Judges' Names in Schedule: In order for these rules to operate effectively, it is desirable that Judges' names and appropriate classes be printed in the show schedule or publicised in the press prior to the show. The success of these rules hinges on the fact that Competitors MUST KNOW WHO IS JUDGING. Competitors are directed to make every effort to discover who is judging their events.

Exemptions may be granted if judging appointments are altered with insufficient time for Judges' names to be publicised.

Where the word horse appears it refers to Hack, Galloway or Pony. Where the masculine gender appears it also includes the feminine gender. Where the singular appears it also includes the plural, and vice versa.

The onus to prove any matters arising out of these rules lies with the member.

For the purposes of this document Equestrian Australia may be abbreviated to EA.

REFERENCES

FEI **General Regulations** 23rd Edition Effective 1 January 2009

FEI **Veterinary Regulations** 11th Edition Effective 1 January 2009

Equestrian Australia **General Regulations** Effective 1 January 2008
Updated 16 June 2008.

Equestrian Australia **Equine anti-Doping and Medication Control Rules** 1st Edition Effective 2006

These rules and procedures are effective from 1 January 2012. From this date on, all other texts covering the same matter are superseded.

Table of Contents

1. General Rules and Conditions of Entry	4
1.1 CONDITIONS OF ENTRY	4
1.2 CONFLICT OF INTEREST	5
1.3 CODE OF CONDUCT FOR THE WELFARE OF THE HORSE	5
1.5 PROTESTS PERTAINING TO THE APPLICATION OF COMPETITION RULES AND CONDITIONS OF ENTRY	7
1.6 COMPLAINTS RE ABUSE OF HORSES, COMPETITORS, OFFICIALS	8
1.7 ABUSE OF THE HORSE	8
1.8 DOPING AND DRUG TESTING	9
2. Categories of Show Horse competition	10
2.1 SHOW HORSE – HACK, GALLOWAY AND PONY	10
2.2 SHOW HUNTER	12
2.3 LEADING REIN PONY	13
2.4 NEWCOMER	14
2.5 WORKING HUNTER	14
2.5.6 RULES FOR PHASES OF WORKING HUNTER	15
2.6 RIDER CLASSES	16
3 – Dress, Saddlery and Equipment	17
3.1 DRESS, SADDLERY & EQUIPMENT	17
3.2 HEADGEAR	19
3.3 FOOTWEAR	19
3.4 GAITERS/CHAPETTES	20
3.5 SPURS	20
3.6 WHIPS	20
3.7 COATS	20
3.8 SADDLE AND SADDLECLOTHS	20
3.9 BRIDLES, NOSEBANDS AND BITS	20
3.10 ALLOWED AT AN EVENT/VENUE	21
3.11 NOT ALLOWED AT AN EVENT/VENUE	21
3.12 ALLOWED IN WARM-UP AND EXERCISE AREA BUT NOT COMPETITION AREA	21
4 State Horse of the Year and Rider Championships	25
5 Australasian Show Horse and Rider Championships	28
6 National Judges Accreditation Scheme	30
6.1 GENERAL	30
6.2 HOW TO BECOME A SHOW HORSE JUDGE	30
6.3 LAPSED ACCREDITATION AND LEAVE OF ABSENCE	32
6.4 CODE OF CONDUCT FOR ACCREDITED JUDGES	32
6.5 COMPLAINTS AGAINST ACCREDITED EA SHOW HORSE JUDGES FOR JUDGING STANDARDS	32
6.6 COMPLAINTS AGAINST ACCREDITED EA SHOW HORSE JUDGES RELATING TO BEHAVIOUR	33
6.7 SHOW HORSE JUDGING SYSTEM	33
6.8 DEFINITIONS	34
7 Notes for Organisers	36
7.1 GENERAL CONSIDERATIONS	36
COMPILE A BUDGET, WHICH SHOULD SHOW A PROFIT OR AT LEAST BREAK EVEN AFTER EXPENSES ARE MET. 36	
7.3.1 JUDGES	36
7.4 TWO OR THREE WEEKS BEFORE	38
7.5 THE DAY BEFORE	39
7.6 ON THE DAY	39
7.7 AFTER THE EVENT	40
7.8 DUTY OF CARE	40

1. General Rules and Conditions of Entry

1.1 Conditions of Entry

- 1.1.1 It is a condition of entry to all EA Show Horse events that the owners and exhibitors are familiar with and abide by the EA Show Horse Rules. These Rules are to be read in conjunction with the EA General Regulations, EA Membership and Committee By-Laws, EA Disciplinary By-Laws, Member Protection Policy and Medication Control Policy. They will be reviewed from time to time, and updated as necessary. Ignorance of the rules will not be accepted as an excuse for any breach of the rules. The appointment of a Steward or other Official whether or not provided for in these rules, does not absolve the competitor from such responsibility.
- 1.1.2 Please refer to the EA General Regulations for membership and horse registration requirements.
- 1.1.2 Making an entry to an event under the control of Equestrian Australia constitutes implicit acceptance of the EA Show Horse rules.
- 1.1.3 Horses shall be shown at their current recorded height and must hold a current EA Height Certificate to compete at any EA event including State and Australasian Horse of the Year Events. All certificates are valid for a stated period. Competitors shall carry their Competition Licenses (in States where they are issued), EA Height Certificates and EA Membership Card at all affiliated shows and make them available for inspection upon request.
Horses or ponies that are over 8 years old and have three consecutive measurements that place the horse in the same height group over a three year period will be eligible for a Life Measurement certificate.
- 1.1.4 The Exhibitor shall ensure that horse and Competitor are entered and shown only in the correct classes, and that the horse is entered and shown under its full EA registered name.
- 1.1.5 A horse is ineligible to compete if its brands and/or markings differ from those set out on its Registration Papers.
- 1.1.6 No Competitor/Exhibitor shall deface or alter EA Registration Papers, EA Competition Licenses or EA Height Certificates.
- 1.1.7 The Judge's decision shall be final.
- 1.1.8 Stallions are not permitted in show horse classes
- 1.1.9 An approved safety helmet is required for all riders at all times when mounted. The retaining harness must be secured and fastened at all times. Riders without approved headgear shall be ineligible to compete until rectified. Approved helmet standards are: AS/NZS 3838, EN 1384, ASTN F1163
- 1.1.10 For safety reasons, at all times when riding at an event all riders must wear suitable riding boots with a heel and little or no tread.
- 1.1.11 In the event of a fall by horse or rider, it will be the decision of a representative of the organising committee, and, if possible, a medical officer or doctor, as to whether the rider can continue to compete.
- 1.1.12 Competition Licenses will not be issued to show horses that are less than 3 years old at 1 August.
- 1.1.13 A Competitor/Exhibitor shall not exhibit under a Judge when his exhibit is ineligible.
- 1.1.14 If a Judge knowingly permits an ineligible exhibit to compete, the Judge, the Exhibitor and the Competitor may be held in breach of the rules.
- 1.1.15 No badge, patch, pin or emblem of any kind may be worn on a rider's jacket other than to represent one's state at the Australasian Horse and Rider Championships.

1.2 Conflict of Interest

Please refer to the EA Conflict of Interest Policy on the EA Website.

Organising committees are obliged to publish the appointed Judges' names in schedules and advertising in advance of the show. Competitors are obliged to find out the appointed Judges for their classes. Exemptions may be granted if judging appointments are altered with insufficient time for Judges' names to be publicised.

1.2.1 A Competitor/Exhibitor may not exhibit before a judge if:

- the Competitor/Exhibitor is a member of the Judge's family
- the Competitor/Exhibitor has represented the Judge or competed on a horse owned by the judge within the previous six months
- the horse or any horse was owned or leased within the last 12 months by:
 - the Judge
 - any member of the Judge's family,
 - the Judge's employer, employee or business partner
- the Competitor/Exhibitor or his family has provided accommodation for the Judge within 2 weeks prior to or during the show
- the Judge or his business partner provided privately arranged tuition to the horse or competitor/exhibitor in the last 6 months (not including open clinics)
- the Competitor/Exhibitor has given privately arranged tuition to the Judge or trained a horse owned or leased by the Judge, within the last 6 months (not including open clinics)
- the Competitor/Exhibitor is employed, has been employed by or has been a business partner of the Judge within the last twelve months

1.2.2 A Judge shall not visit the horse lines nor the exhibitors, nor inspect or discuss any horse entered in the show for the duration of the show, except where permitted by rule 1.2.3 below.

1.2.3 No person shall approach a Judge for the duration of the show unless they first obtain permission from the Show Convener, Ring Master or Ring Steward. A competitor seeking the opinion of a Judge must do so under the supervision of a Steward.

1.3 Code of Conduct for the Welfare of the Horse

This Code has been developed by the FEI and adopted by Equestrian Australia.

The FEI expects all those involved in International equestrian sport to adhere to the FEI's Code of Conduct and to acknowledge and accept that at all times the welfare of the horse must be paramount and must never be subordinated to.

The FEI urges all those involved in equestrian sport to attain the highest possible levels of education in their areas of expertise relevant to the care and management of the competition horse.

This Code of Conduct for the Welfare of the Horse may be modified from time to time by the FEI and the views of all are welcomed. Particular attention will be paid to new research findings and the FEI encourages further funding and support for welfare studies.

At all stages during the preparation and training of competition horses, welfare must take precedence over all other demands.

1.3.1 Good Horse Management

- stabling, feeding and training must be compatible with good horse management and must not compromise welfare
- any practices which could cause physical or mental suffering, in or out of competition, will not be tolerated

1.3.2 Training Methods

- horses must only undergo training that matches their physical capabilities and level of maturity for their disciplines
- they must not be subjected to any training methods which are abusive or cause fear or for which they have not been properly prepared

-
- 1.3.3 Farriery and Tack
- foot care and shoeing must be of a high standard
 - tack must be designed and fitted to avoid the risk of pain or injury
- 1.3.4 Transport
- during transportation, horses must be fully protected against injuries and other health risks. Vehicles must be safe, well ventilated, maintained to a high standard, disinfected regularly and driven by competent staff
 - competent handlers must always be available to manage the horses
- 1.3.5 Transit - All journeys must be planned carefully, and horses allowed regular rest periods with access to food and water in line with current FEI guidelines

Horses and competitors must be fit, competent and in good health before they are allowed to compete.

- 1.3.6 Fitness and Competence - participation in competition must be restricted to fit horses and competitors of proven competence
- 1.3.7 Health Status
- no horse showing symptoms of disease, lameness or other significant ailments or pre-existing clinical conditions should compete or continue to compete when to do so would compromise its welfare
 - veterinary advice must be sought whenever there is any doubt
- 1.3.8 Medication
- abuse of medication is a serious welfare issue and will not be tolerated
 - after any veterinary treatment, sufficient time must be allowed for full recovery before competition
- 1.3.9 Surgical Procedures - any surgical procedures that threaten a competing horse's welfare or the safety of other horses and/or competitors must not be allowed
- 1.3.10 Misuse of Aids - abuse of a horse using natural riding aids or artificial aids (e.g. whips, spurs etc.) will not be tolerated.

Events must not prejudice horse welfare

- 1.3.11 Competition Areas
- horses must only be trained and compete on suitable and safe surfaces
 - all obstacles/arenas must be designed with the safety of the horse in mind
- 1.3.12 Ground Surfaces
- all ground surfaces on which horses walk, train or compete must be designed and maintained to reduce factors that could lead to injuries
 - particular attention must be paid to the preparation, composition and upkeep of surfaces
- 1.3.13 Extreme Weather
- competitions must not take place in extreme weather conditions if the welfare or safety of the horse may be compromised
 - provision must be made for cooling horses quickly after competing in hot or humid conditions
- 1.3.14 Stabling at Events
- stables must be safe, hygienic, comfortable, well ventilated and of sufficient size for the type and disposition of the horse
 - clean, good quality and appropriate feed and bedding, fresh drinking water, and washing-down water must always be available
- 1.3.15 Fitness to Travel - After competition, a horse must be fit to travel in accordance with the FEI's guidelines

Every effort must be made to ensure that horses receive proper attention after they have competed and that they are treated humanely when their competition careers are over

- 1.3.16 Veterinary Treatment

-
- veterinary expertise must always be available at an event
 - if a horse is injured or exhausted during a competition, the competitor must dismount and a veterinarian must check the horse
- 1.3.17 Referral Centres
- wherever necessary, the horse should be collected by ambulance and transported to the nearest relevant treatment centre for further assessment and therapy
 - injured horses must be given full supportive treatment before transport
- 1.3.18 Competition Injuries
- the incidence of injuries sustained in competition should be monitored
 - ground surface conditions, frequency of competitions and any other risk factors should be examined carefully to indicate ways to minimise injuries
- 1.3.19 Euthanasia - If injuries are sufficiently severe the horse may need to be euthanised by a veterinarian as soon as possible on humane grounds and with the sole aim of minimising suffering.
- 1.3.20 Retirement
- Every effort should be made to ensure that horses are treated sympathetically and humanely when they retire from competition.
- 1.4 Definitions for the Purposes of EA Show Horse Rules**
- 1.4.1 Extreme weather is defined as, but not limited to, weather conditions where temperatures exceed 39 degrees Celsius. In extreme weather, competition shall be suspended until weather conditions improve.
- 1.4.2 Veterinary expertise may not always be available on-site in extenuating circumstances, such as remote venues.
- 1.5 Protests Pertaining to the Application of Competition Rules and Conditions of Entry**
- 1.5.1 Protests may be lodged against any person or body involved in any capacity in an Event or otherwise subject to the jurisdiction of EA including for failure to observe the Constitution and By-Laws, Regulations or Rules or violation of the common principles of behaviour, fairness, or accepted standards of sportsmanship, whether occurring during or in connection with an EA event or at any other time
- 1.5.2 Protests must be lodged with the Ground Jury during its period of jurisdiction for failing to observe the Constitution and By-Laws, Regulations or Rules in the organisation or conduct of a competition, including the matters referred to in paragraph 1.4.6 below.
- 1.5.3 Protests regarding matters which have not occurred during or in direct connection with an EA event or which were not known until after the end of the event shall be reported to the EA State Branch Manager of the relevant EA State Branch. A case shall only be deemed to occur in direct connection with an event if it occurs during the journey towards the event or, after arrival, including during the period of quarantine, training or acclimatisation.
- 1.5.4 Protests lodged with the EA State Branch Manager for referral to a Judicial Committee should be received by the EA Branch not later than 14 days after the end of the event.
- 1.5.5 Protests must be in writing, signed by the authorised person making the protest, and presented personally to the President of the Ground Jury, to the President of the Appeal Committee or sent to the EA State Branch Manager, as the case may be, together with any supporting evidence, names of witnesses and the necessary deposit.
- 1.5.6 Notwithstanding any provision to the contrary, protests against any of the following matters may only be lodged with the Ground Jury and within the following time limits:
- Protests concerning the eligibility of a competitor or horse or to the conditions of the arena: not later than 30 minutes before the start of the relevant competition;
 - Protests concerning an obstacle, or the plan or length of the course for a jumping competition: not later than 15 minutes before the start of the competition;
 - Protests concerning irregularities or incidents during a competition, or the classification of a competition: not later than 60 minutes after the posting of the results.

-
- 1.5.7 Notwithstanding anything to the contrary, the EA State Branch Manager may, in special circumstances which – in his sole discretion – warrant a decision, refer to a Judicial Committee a protest against any person or body made by any person or body or on his own initiative, at any time, in regard to any matter and even without the payment of a deposit.
- 1.5.8 Any person making a protest should, if possible, secure witnesses to the incident and any other form of evidence, and either brings them to the body before whom the protest is lodged, or obtains written statements from them, duly signed, together with their names and addresses.
- 1.5.9 The Ground Jury must report to the EA State Branch Manager all acts or omissions constituting a protest (without a deposit).

Reports

- 1.5.10 Any person or body may make a report to the Ground Jury during its respective period of jurisdiction, (or after that period to EA for referral to the Judicial Committee) concerning alleged acts of abuse and/or cruelty to horses and any contravention of the common principles of behaviour, fairness and accepted standards of sportsmanship and behaviour which is detrimental to the character and/or prejudicial to the interests of the sport. The report must be in writing, together with any supporting evidence, and signed by the person making the report and the witnesses.
- 1.5.11 Officials appointed under the Regulations and Rules shall report any acts of abuse and/or cruelty or other violations of the Regulations and Rules to the State Branch CEO for the attention of the Judicial Committee.

1.6 Complaints re Abuse of Horses, Competitors, Officials

- 1.6.1 Complaints which relate to anything occurring during an event, except any matter which can be or could have been the subject of a protest (see 1.4 above), may be lodged against, and by, any person or body involved in any capacity at an event
- 1.6.2 The subject of a complaint may include failing to observe EA rules or may include any contravention of the common principles of behaviour, fairness and accepted standards of sportsmanship as outlined in the EA Codes of Conduct, including such matters as the welfare of the horse, treatment by officials and behaviour which is detrimental to the character and/or prejudicial to the interests of the sport and EA.
- 1.6.3 Mistreatment of a horse (refer to 1.6), a competitor or an official should be reported immediately to the Ground Jury who will take appropriate action on the day and will, if deemed necessary, refer the matter to the EA State Branch CEO of the relevant EA State Branch in accordance with EA Disciplinary By-Laws.
- 1.6.4 Where the matter cannot be, or is not, dealt with by the Ground Jury or other appropriate Event Officials at the event, the complaint must be lodged in writing to the EA State Branch CEO of the relevant EA State Branch within fourteen (14) days of the occurrence in accordance with EA Disciplinary By-Laws.

1.7 Abuse of the Horse

- 1.7.1 No person may abuse a horse during an event or at any other time. "Abuse" means an action or omission which causes or is likely to cause pain or unnecessary discomfort to a horse, including without limitation any of the following:
- To whip or beat a horse excessively
 - To subject a horse to any kind of electric shock device;
 - To use spurs excessively or persistently;
 - To jab the horse in the mouth with the bit or any other device;
 - To compete using an exhausted, lame or injured horse;
 - To "rap" a horse.
 - To abnormally sensitise or desensitise any part of a horse;
 - To leave a horse without adequate food, drink or exercise;
 - To use any device or equipment which cause excessive pain to the horse upon knocking down an obstacle.

1.7.2 Any person witnessing an abuse must report it in the form of a protest without delay. If an abuse is witnessed during an event, it should be reported as a protest to an Official. If the abuse is witnessed at any other time it should be reported as a protest to the EA State Branch CEO of the State in which the event is taking place, for referral to the Judicial Committee. Persons witnessing an act of abuse should where possible endeavour to stop the abuse.

Competitors are alerted to the fact that cruel application of spurs, whips or bits is illegal in some Australian States and Territories.

Refer to the EA Disciplinary By-Laws at www.equestrian.org.au for further information.

1.8 Doping and Drug Testing

Drug testing of horses (swabbing) will occur in accordance with the EA National Medication Control Policy and the Equine Anti-Doping and Medication Control rules. Full details are available from www.equestrian.org.au

Riders

- Equestrian Australia has adopted the anti-doping policy of the Australian Sports Anti-Doping Authority
- stimulating or calming drugs in any shape or form are forbidden
- inquiries pertaining to legality of medication and substances should be made directly to the Australian Sports Anti-Doping Authority on 1800 020 506 or www.asada.gov.au
- A full list of prohibited substances can be viewed at <http://www.feicleansport.org/prohibited.html>

2. Categories of Show Horse competition

2.1 Show Horse – Hack, Galloway and Pony

2.1.1 Definition

A Show Horse is a quality, comfortable, well-mannered and educated riding horse, being sound of wind and limb. The horse should be excellently presented and give the appearance of being a pleasure to handle, watch and ride. It is entirely up to the talent of the rider and those connected with the horse to prepare and show it in the way in which it looks and performs best.

Show horses are exhibited in three divisions; Pony, Galloway and Hack.

Except for State and Australasian Championships, it is the discretion of the event OC as to how many classes are offered within each division.

2.1.2 Heights

- A Pony Show horse, Hunter or Newcomer must not exceed 14hh
- A Galloway Show horse Hunter or Newcomer must be over 14hh and not exceed 15hh
- A Hack Show horse, Hunter or Newcomer is over 15 hh.
- All horses must carry a current EA measuring certificate.

2.1.3 Conformation and movement

The horse should work with a nicely rounded back, naturally elevated in front and head flexed at the poll. The contact should be light and even. Holding a horse in a shape with the use of brute strength or artificial gadgets is not truly getting a horse to accept and to come happily on to the bit.

A show horse must give the impression of covering the ground easily and fluently. The horse must be well balanced and work without any obvious effort by the rider or any untoward resistance from the horse. The whole picture should be pleasing to the eye.

He should go forward with controlled free forward movement, the correct bend and an even rhythm in all paces at a tempo chosen by his rider.

Head and Ears	The head should fit the animal in size and be well set on to the neck, not thick through the jawl. It should give the effect of being chiseled. The ears should be neither too small nor too large, but in keeping with the size of the head. They should be fine, alert and readily pricked. Loose or lippy ears are not desirable in a show horse.
Eyes	The eyes should be large and bold, showing no white, and should be set towards the side of the head with a nice flat forehead in between.
Muzzle	The muzzle should be fine and soft, with full open nostrils. Small closed nostrils can affect the horse's breathing.
Throat	The horse should be fine through the throat, with a well-defined loose gullet. The line at the throat should be clear cut and the head set well onto the neck.
Neck	The neck should be of a length to look in balance with the remainder of the horse. The top line of the neck should be longer than the underside and should be well muscled with a nice smooth line from the poll to the withers. The highest part of the horse should be his poll and not the neck one third of the way down from the poll. He should bend from the poll.
Withers	The withers should be fine and well defined. It is the highest part of the vertebrae in a mature horse and should be higher than or level with the croup, definitely not lower.
Shoulder	The shoulder should be long and sloping back from the point of the shoulder, vanishing into the wither. Upright shoulders cause many problems. Short, choppy strides and concussions, make it difficult for the horse to carry a rider and move with ease.
Chest	The chest should be wide enough to allow room for the heart and lungs to function in an efficient manner. Too narrow a chest causes problems with the horse's movement. The horse is obliged to travel too close in front and will usually have a problem with brushing, apart from not allowing sufficient room for the heart and lungs. The horse which is too broad in front tends to roll during movement and does not give a smooth ride. If viewed from the front, the horse should stand square.
Forelegs	The forearm should be well developed, with plenty of muscle in the fit horse. The knees should be comparatively large and flat – no puffiness or lumps.
Girth	The girth should be deep to allow room for the heart and lungs. A short girth gives the appearance of the horse being leggy with not much room for the heart and lungs.
Ribs	The ribs should be flat, smooth and well sprung. If viewed from behind, they do not protrude.

Back	A short backed horse is more desirable than a long backed horse. A long back denotes weakness. The back and withers should look as if a saddle would fit comfortably and as if it were made for that purpose. A hollow or sway back is undesirable. A long back is forgivable to a degree in a mare as this allows for healthy gestation.
Quarters	If viewed from behind, the quarters should be almost pear shaped, widening very slightly towards the second thigh, giving the impression of squareness and power with a well-developed second thigh below rounded quarters and above strong clean hocks. The hips should be proportionately broad and hidden from view, not protruding. The croup should be level with or lower than the wither. A croup high horse finds it difficult to bend the three joints in his hind legs, which enables him to lighten his forehand and give a smooth balanced ride. When viewed from the side, the line of the rump should be part of the series of beautiful curves that make up the top line.
Hind legs	The hock should be strong, clean and well defined, free from lumps and bumps such as curbs, spavins and capped hocks. If you view the horse from behind and draw a straight line from the point of the buttock to the ground, the point of the hock should form the middle of that line. When viewed from the side, the hocks should appear wide both above and below the joint. Size is essential, as strength and prominence are necessary to allow due leverage and attachment of tendons and ligaments. Large bones are usually accompanied by large, well-developed tendons and ligaments.
Tail	The tail should be set on in such a way that it follows the top line and continues on from the vertebrae. It should be neither low nor high set, and carried away from the body curving down in keeping with the graceful shape of the top line.
Cannon Bones	The cannon bone should be flat and strong with well-defined tendons. The cannon bones should be the same width all the way down from under the knee to the fetlock or under the hock to the fetlock. The circumference should be approximately 9" in a mature horse, obviously less for ponies.
Fetlocks	The fetlocks joint should give the impression of flatness not roundness, free from puffiness, lumps etc. The ligaments and tendons which attach to the fetlock joint should be clearly defined, so well defined in fact that you should be able to run your fingers down the grooves.
Pasterns	Pasterns should not be too short or upright or too long and sloping. Short or upright pasterns cause jarring, making the horse uncomfortable to ride, as well as the unsoundness they can contribute to due to the concussion. Over-long pasterns, although they can make for a comfortable ride, are not desirable. Long pasterns are frequently found with an over-straight hind leg and are nature's way of compensating for concussion and strains which usually accompany over-straight hocks.
Hooves	Hooves should be strong and healthy looking. They should be neither too upright nor too flat. The angle, if shod correctly, should be the same angle as that of the pastern.

2.1.4 Manners

A show horse should be well mannered and obedient, but never mechanical. Exuberance may be forgiven but not bad manners, biting, rearing or bolting.

Presentation and saddlery. Correctly fitted gear is the primary consideration.

Manes and Tails	Manes should be plaited; tails should be plaited or pulled. False Tails are permitted
Coat and Hooves	Coat clean, with excess hair removed. Hooves oiled or blacked. Quarter marks are acceptable
Saddle (including girth, stirrups) and Saddlecloth	Saddle should be of good quality and be supple and clean with sound stitching. A straight flapped (dressage type) is desirable. A discreet saddle cloth is acceptable.
Bridle (including bits and brow bands)	Bridle should be the same colour as the saddle, supple, of good quality leather. Stitching on noseband and brow band optional. Coloured brow bands may be worn.

2.1.5 Judging

Show Horses are judged on conformation and soundness and also for manners, paces and education. It should be noted that first and foremost a show horse is a Quality animal.

Conformation and Soundness - Conformation in a Show Horse is the correct coupling of evenly balanced parts of the horse which will produce a magnificent looking animal that is both sound of wind and limb.

Manners, Paces and Education - A Show Horse should be well mannered and obedient, but never mechanical. Exuberance may be forgiven but not bad manners, biting, rearing or bolting. A show horse must show soft, regular, active strides which cover the ground, going forward with rhythm and impulsion. All paces should be clearly defined.

2.1.6 Workout

Movements and workouts that the Show Horse may be asked to perform depends on the level of the competition.

A Newcomer horse should only be expected to perform very simple movements i.e. circles, half circles, change of lead through the trot and all transitions to be progressive (meaning to canter through walk and trot, from canter to walk through trot). Again exuberance and tension should be forgiven to a degree. It is equally important that a horse be penalized for bad manners i.e. rearing, bucking, kicking etc.

The Novice horse can be asked for a little more difficult work and you would be a little less forgiving for naughtiness or over-exuberance than you would for the newcomer horse. You could ask for lengthened trot, three loop serpentine in trot or canter depending on the horses you have in front of you to judge.

The Open horse could be expected to perform a little more difficult work. You could include two different types of changes in canter, lengthened trot and canter, walk to canter. Never halt to canter or canter to halt as this is far too difficult and usually looks untidy and is not correct.

2.2 Show Hunter

2.2.1 Definition

A Show Hunter should possess more substance than the modern ridden Show Horse but it must be emphasised they should be quality animals. A quality Show Hunter must create the impression that it is capable of hunting over a variety of terrain – this militates against any weakness in conformation which would prevent this, and he must do it comfortably and safely for his rider. The Show Hunter in competition is not required to jump.

2.2.2 Conformation and Movement

The Show Hunter should have short, well-defined cannons with sufficient forearm and second thigh. He must cover the ground in all paces with a well-balanced gallop, moving from the shoulder, and with the hind legs well under. A certain amount of knee action is permitted, while a flat, stilted action is unacceptable.

2.2.3 Manners

Manners are extremely important and small misdemeanors, which may be overlooked in a Show Horse, should be penalised in the Show Hunter.

2.2.4 Presentation and saddlery

Saddlery should be clean, neat and well fitting, but may be more 'workmanlike' than for a ridden show class.

Manes and Tails	Manes should be plaited; tails should be plaited or pulled. False tails are permitted.
Coat and Hooves	Coat clean, with excess hair removed. Hooves oiled or blacked. Quarter markings are not generally used
Saddle (including girth and stirrups) and Saddlecloth	Saddle should be of good quality and be supple and clean with sound stitching. A straight flapped (dressage type) is desirable. A general purpose saddle is acceptable but those with forward cut panels tend to hide the animal's shoulder. Girths should be dark colours. A discreet saddle cloth is acceptable.
Bridle (including bits and browbands)	Bridle should be the same colour as the saddle, supple, of good quality leather. Stitching on noseband and brow band is optional. A Show Hunter must wear a simple double bridle with a plain browband and noseband. Coloured or fancy browbands are not permitted. A snaffle bridle is acceptable

2.2.5 Judging

The Hunter should possess:

- Correct conformation for riding and endurance
- Substance without coarseness
- Quality without fineness
- Straightness and freedom of action at all paces
- Boldness and natural balance
- Steady temperament
- Colour immaterial

Suggested breakdown of marks is:

- 25% for Type and General Impression
- 25% Conformation
- 25% Straightness of Action and Freedom of Movement
- 25% Workout and Manners

2.2.6 Workout

The workout should be similar to that for an open Show Horse class and should include a gallop and a change of lead at the canter.

2.3 Leading Rein Pony

2.3.1 Definition

The pony should possess a kind eye, good length of rein, be clean through the gullet and have a reasonably narrow wither so that the child can sit in comfort. It should have a good sloping shoulder, be short in the back and have correct hind legs. Both "Native" (Welsh or Australian) ancestry or "Blood" type ponies are acceptable in a Leading Rein Class.

2.3.2 Conformation and Movement

Native - Near to ground, standing on short cannons with ample bone. This close-coupled horse/pony is characterized by a slightly deeper neck; small head, prominent eyes and small ears. Its trot may be slightly rounded and the general picture is bold and active. Native animals should be shown unplaited and in a natural state.

Blood - I Cannon bones not as short as "native" types but still flat and full of quality, neck long and slender and action generally low to the ground.

The paces should be straight, true, rhythmical and easy with a good length of stride at walk and trot. The action should be active but not so that the rider is bounced out of the saddle. In the class, the pony should walk at a medium pace and never over trot causing loss of balance. The head carriage should be correct in a rounded frame and still. The pony should halt without fuss and stand quietly at all times.

2.3.3 Manners

Manners must be impeccable. Must be quiet enough to carry small child. Must only ever walk or trot and never run past handler

2.3.4 Presentation

Manes and Tails	Manes should be plaited; tails should be plaited or pulled. False Tails are permitted
Coat and Hooves	Coat clean, with excess hair removed. Hooves oiled or blacked
Saddle (including girth and stirrups) and Saddletail	Saddle should be of good quality and be supple and clean with sound stitching. Saddle should be small (14" or less) with straight flaps with optional numnah Girth either white webbing or leather Safety stirrups (Peacock Irons) are permitted
Bridle (including bits and browbands)	Must be in a snaffle bridle (jointed or straight bar) Bridle should be the same colour as the saddle, supple, of good quality leather Tasteful brow band to complement pony's head size, colour and outfits worn by rider and handler, e.g. matching hair ribbons etc.

2.3.5 Judging

To be judged on manners and obedience

2.3.6 Workout

Should be a simple work out and show some transitions to show suitability as lead rein pony. Pony is led from back of cavesson with leather lead approx. 1.5 m in length (no chain). Rider should be able to rise to trot a little and assist with turning. The handler must hold the lead in the left hand and carry a cane in the right hand. The handler is not to control the pony unless the rider requires assistance

2.3.7 Leading Rein Rider and Leading Rein Smartest on Parade

Pony can be 14 hh and under. All other rules apply as in the Lead Rein Pony

2.4 Newcomer

2.4.1 Definition

A horse that has not competed under saddle (with the exception of Racing) in any State/Territory prior to a date determined by each State/Territory in which the horse resides and is registered.

A Pony that has only competed in Leading Rein or Miniature Turnouts and has not competed off the lead is eligible to be considered a Newcomer.

A horse that has competed in breed classes under saddle is not eligible to be considered a Newcomer.

- The horse must be registered with the EA at the time of close of entries.
- The horse's first competition under saddle must be in the state whose HOTA it will compete in.
- The owner and rider must be a financial member of the EA prior to closing date of entries.
- The horse must have a current EA Height Certificate.
- The horse must be shown in a snaffle bridle.
- The horse may compete in the relevant State HOTA event as its first competition.
- The horse may compete in the Open section at the HOTA subject to State/Territory qualifying rules where applicable.
- Stallions are not eligible to compete.

2.5 Working Hunter

2.5.1 Definition

A Working Hunter should possess more substance than the modern ridden Show Horse but it must be emphasised they should be quality animals. A quality Working Hunter must create the impression that it is capable of hunting over a variety of terrain – this militates against any weakness in conformation which would prevent this, and he must do it comfortably and safely for his rider. The Working Hunter in competition is required to jump.

2.5.2 Conformation and Movement

The Hunter should possess:

- Correct conformation for riding and endurance
- Substance without coarseness
- Quality without fineness
- Straightness and freedom of action at all paces.
- Boldness and natural balance
- Colour immaterial

2.5.3 Manners

The Hunter should possess a steady temperament

2.5.4 Presentation and saddlery

Saddlery should be clean, neat and well fitting, but may be more 'workmanlike' than for a ridden show class.

Manes and Tails
Coat and Hooves

Manes should be plaited; tails should be plaited or pulled. False tails are permitted
Coat clean, with excess hair removed. Hooves oiled or blacked. Quarter marks and make up are not generally used

Saddle (including girth and stirrups) and Saddlecloth

Saddle should be of good quality and be supple and clean with sound stitching. A straight flapped, all purpose, or jumping saddle may be used
A saddle cloth matching the shape of the saddle is acceptable

Bridle (including bits and browbands)	Bridle should be the same colour as the saddle, supple, of good quality. Stitching on noseband and brow band optional A Working Hunter should wear a snaffle bridle with a plain front (browband and noseband). No coloured or fancy browbands
---------------------------------------	---

2.5.5 Workout

Phase 1 - Jumping

The course should be ridden at a hunting pace, jumping each fence smoothly, all changes of leg should be flying changes and not done through the trot. The course should be open and flowing and must have a change of direction.

There must be eight jumping efforts, which can comprise of verticals and spreads and *may* include a two stride double. Some of the obstacles could be jumped from either side in which case, less actual obstacles are needed. The course should be open and flowing and must have a change of direction. All obstacles are to be clearly numbered.

The course should comprise of some natural obstacles such as hay bales, brush, gate, wall, picket fence, log with rail, rustic rails. All jumps must have a top rail in cups; wooden blocks on a wall are acceptable.

There should be a steward available to assist with the altering or rebuilding of the course.

Phase 2 – Work Out

The workout should be similar to that of a Show Hunter class and should always include a gallop and a change of lead at the canter. The leniency that can be shown by judges for minor transgressions in the show horse should not be shown in the Working Hunter. The order of priorities for flat section judging should be conformation followed by action and temperament.

- No change of saddlery is allowed between phases or during a phase
- Boots and bandages are permissible for the jumping phase only
- An approved safety helmet must be worn by all competitors
- In the event of equality of marks, the total mark from Phase One will take precedence, followed by the manners mark and then the conformation mark. If there is still a tie, the Judge will decide the winner and that decision is final
- Both phases must be ridden in a snaffle bridle
- Whips to be a maximum length of 75 cms
- No martingales, bearing reins, side or running reins of any kind are permitted
- Ponies up to and including 12.2hh to be ridden by rider 14 years or under
- Ponies over 12.2hh may be ridden by riders of any age.

2.5.6 Rules for Phases of Working Hunter

Phase 1 – Jumping

- Riders are permitted to walk the course dismounted prior to the competition
- No penalty will be incurred if the lower pole on the same vertical plane is lowered
- If a horse/pony turns its quarters to a fence or has a complete turnaround a refusal will be given
- Horses/ponies displaying continued disobedience or ponies leaving the ring, whether the rider is mounted or dismounted will be eliminated
- Any horse/pony taking the wrong course or jumping another fence after completing the course will be eliminated
- The fall of horse and/or rider anywhere on the course will result in elimination. The rider may not attempt another fence but must leave the area immediately on foot
- Any horse/pony eliminated or disqualified in the jumping section will not be required again for Phase Two
- Horses/ponies must not enter the jumping arena prior to the event
- If a jump is knocked down due to refusal or disobedience, the competitor must wait for the steward to rebuild the jump and permission from the judge before re-attempting the obstacle
- The jumping phase must be conducted in an enclosed arena
- Practice jumps must be available in a separate area
- A pencil must be supplied for the judge
- Judges are required to inspect the course prior to the event to ensure that it is suitable and at least 2 fences are at maximum height

Maximum Height of obstacles:

- Small Pony 12.2hh and under (rider 14 years and under) **45cm**
- Large Pony over 12.2hh and not exceeding 14hh **55cm**
- Galloway over 14hh and not exceeding 15hh **65cm**
- Hack over 15hh **75cm**

2.5.7 Marking System – Phase 1

Marks		Deductions/Penalties	
Jumping (10 per obstacle cleared)	80	Knock down	10
Style and manners while jumping	20	First refusal	15
		Second refusal	20
		Third refusal	Elimination
Max Total	100	Fall of horse or rider in either phase	Elimination

80 marks are awarded for completing the course without elimination. Any penalties are then deducted, and the mark for style and manners is added to arrive at the total score for Phase One.

Phase 2 – Work Out

A work out will be prescribed by the judge. The judge may also require the horse to be stripped to conclude an accurate conformation mark

Marking System – Phase 2 - Competitors to be marked for the following:

Conformation	20
Freedom of action	20
Manners	10

2.6 Rider Classes

2.6.1 Definition

A riding competition or rider class is a competition between riders to determine the most correct rider position and application of the aids in an efficient and elegant manner.

2.6.2 Presentation

As per Show horse

2.6.3 Dress

Smartest on Parade

Smartest on parade is a competition within itself or judged within a competition to determine the most appealing horse and rider combination. It is judged on suitability of mount, general presentation of horse and rider and overall appeal and elegance. Smartest on parade is judged from afar with no individual workout and no points being awarded.

Turnout Competition

A turnout class is judged on a point score system. It is a competition to determine the best all round turnout. It is judged on conformation and soundness, manners and paces, costume and saddlery, riding ability and appeal which includes suitability of mount, colour co-ordination, conditioning of the horse, presentation of the horse and rider and plaiting and general coat condition of the horse. The whole picture should be one of elegance with much eye appeal.

All competitors are required to line up and are closely inspected for Preparation of Horse, Saddlery and Rider's Costume. All are then required to complete a workout to assess Riding Ability, Manners, Paces, Education, Conformation and Soundness.

3 – Dress, Saddlery and Equipment

3.1 Dress, Saddlery & Equipment

3.1.1 Show Horse (Hack, Galloway, Pony, Newcomer)

Jackets and waistcoats	double, or single vent, straight cut, which fits impeccably, with optional vest/waistcoat in toning colour
Hats and helmets	Approved safety helmets MUST be worn by any person when mounted. Helmets and hunt caps should be covered by plain velvet in a dark colour which tones with the jacket, usually black, brown, navy or green. This is most important if the coat collar is made of velvet.
Shirts and Ties	A shirt with a proper collar in a tone which matches the jacket should be worn together with a plain or discreetly patterned matching tie. Alternatively a collarless shirt (i.e.: rat catcher) and cotton stock may be worn.
Jodhpurs or Breeches	Jodhpurs or breeches should be fawn, beige, lemon or banana. If jodhpurs are worn with short boots they should finish neatly at the ankle. Breeches are usually only worn by riders with long boots.
Boots	The rider's boots should be leather and either brown or black depending upon the colour scheme chosen.
Spurs	Are permitted when compliant with rule 3.5
Buttonholes	A "buttonhole" or "boutonniere" is traditionally a flower, or small floral arrangement worn in the buttonhole of the jacket lapel. In modern times these have instead tended to be small rosettes to match the rosettes that complete one's browband.
Gloves	fawn or cream with leather or string backs
Whips/Canes	Are permitted when compliant with rule
Jewelry, hair, makeup	Hair should be neat and tidy, accessories should not be obtrusive, makeup should be tasteful

3.1.2 Show Hunter

The dress code for Show Hunter classes is generally far more conservative and understated than Show Horse classes. Two very important factors about clothing which are sometimes overlooked, especially with children, are that everything should(a) fit the rider and (b) be comfortable to ride in.

Jackets and waistcoats	double, or single vent, straight cut, which fits impeccably, with optional vest/waistcoat in toning colour Riders should preferably wear tweed jackets although those made of plain navy or black fabric are acceptable, Tweed jackets can be of a blue, green or brown mixture, the colour chosen to go well with the horse or pony.
Hats and helmets	Approved safety helmets MUST be worn by any person when mounted. Helmets and hunt caps should be covered by plain velvet in a dark colour which tones with the jacket, usually black, brown, navy or green. This is most important if the coat collar is also made of velvet.
Shirts and Ties	A shirt with a proper collar in a tone which matches the jacket should be worn together with a plain or discreetly patterned matching tie.
Jodhpurs or Breeches	Jodhpurs or breeches should be fawn or beige. If jodhpurs are worn with short boots they should finish neatly at the ankle. Breeches are usually only worn with long boots.
Boots	The rider's boots should be leather and either brown or black depending upon the colour scheme chosen.
Spurs	Are permitted when compliant with rule 3.5
Buttonholes	Buttonholes are not usually worn
Gloves	The colour of these should match the boots
Whips/Canes	Are permitted when compliant with rule.
Jewellery, hair, makeup	Hair should be neat and tidy, accessories should not be obtrusive, makeup should be tasteful

3.1.3 Working Hunter

The dress code for Working Hunter classes is conservative and understated, as per Show Hunter.

Hats and helmets Approved safety helmets to be worn by all riders when mounted
Helmets should be covered by plain velvet in a dark colour which tones with the jacket, usually black, brown, navy or green. This is most important if the coat collar is also made of velvet.

3.1.4 Leading Rein Pony

Handler

Attire to be tasteful and functional to compliment overall picture and not to take away from pony and rider

Women to wear skirt and jacket or tailored slack suit, flat shoes suitable for the arena surface, hat and gloves

Men to wear smart dress pants and sports jacket or tailored suit with hat, shoes to suit and gloves

Handler to carry the whip or cane that does not exceed 75cm, never the rider.

Rider

Jackets and waistcoats Double, or single vent, straight cut, which fits impeccably, with optional vest/waistcoat

Riders should preferably wear tweed jackets although those made of plain navy or black fabric are acceptable, Tweed jackets can be of a blue, green or brown mixture, the colour chosen to go well with the horse or pony

Helmets Approved safety helmets MUST be worn by any person under 18 years when mounted.

Helmets should be covered by plain velvet in a dark colour which tones with the jacket, usually black, brown, navy or green. This is most important if the coat collar is also made of velvet. Preferably with cream or flesh coloured harness straps

Shirts and Ties A shirt with a proper collar in a tone which matches the jacket should be worn together with a plain or discreetly patterned matching tie

Jodhpurs or Breeches Jodhpurs or breeches should be fawn, beige, lemon or banana. They should finish neatly at the ankle

Boots Short boots in either brown or black depending upon the colour scheme chosen

Spurs Not permitted

Buttonholes Buttonholes are not usually worn

Gloves The colour of these should match the outfit

Whips/Canes Not permitted for the rider

Jewelry, hair, makeup Hair in plaits, pony tail or buns fixed with tasteful ribbons or scrunchies to match the browband, and/or tie. Earrings are not acceptable

Rein Only one rein is permitted from the bit directly to the riders' hand.

3.1.5 Rider classes

As per Show horse except that riders under the age of 18 years are not permitted to wear top boots or gaiters/chapettes in riding classes

3.1.6 Turnout Classes

Formal Turnout

- Approved safety helmet, velvet covered which tones with the riding coat.
- White cotton collarless shirt with cuffs and gold cuff links
- White cotton stock (not ready tied) with plain gold pin
- Dark coat, charcoal grey, navy or black, of wool or wool blend material with single vent.
- Waistcoat, plain, or toning check of wool or wool blend material
- Breeches, beige, cream or banana colour of wool or wool stretch with suede knee strapping.
- Black leather top boots with a boot strap at the top which passes through the second and third buttons of the breeches. The buckle of this strap sits slightly to the outside in line with the buckle of the spur strap. The shape of this buckle should match that of the spur strap buckle. (i.e. square or oval - not one of each). Ideally the boot straps should be of kid leather, lined and double stitched. No excess length through the keeper. The soles should be slightly roughened.
- Gloves, fawn or cream with leather palms and string backs
- Hacking cane of plaited, plain or pigskin leather which matches the saddlery
- All buttons below the waist should be undone
- Memorial Class - a flower should be worn (often a small white carnation or white gardenia)
- No jewellery should be worn and make-up should be tasteful day wear.

Semi-Formal and Juvenile Turnout

- Approved safety helmet, velvet covered which tones with the riding coat
- Shirt with collar and tie and plain gold tie bar
- All other clothing the same as formal attire
- Gear and horse same as formal requirements

Junior Turnout (under 18 years)

- Approved safety helmet, velvet covered which tones with the riding coat
- Hairnet for girls. No make-up or jewellery
- Shirt with collar, plain white or pale cream, tie toning with the riding coat
- Gold tie bar, cuff and gold cuff links
- Coat and waistcoat of wool or wool blend
- All buttons below the waist undone
- Jodhpurs, wool or stretch - self knee strapping with cuffs and ankle zips
- Short boots, preferably Kid leather, plain dummy spurs with spur straps to match the boots in colour. Spurs are optional for riders under 12 years
- Gloves, fawn or beige, leather palms with string backs
- Hacking cane of plaited, plain or pigskin leather which matches the saddlery
- Saddle - as formal
- Bridle - double (or snaffle if class under 12 years)

Gear

- Correctly fitted gear is the primary consideration.
- Saddle should be of good quality leather which is supple and clean and has sound stitching. A straight flapped (dressage type) is desirable - with 3 girth straps which are concealed (not long points). Stirrups irons should not have rubbers.
- A discreet natural sheepskin saddle cloth is acceptable.
- Bridle should be double (snaffle is acceptable for riders under 12 years), the same colour as the saddle, supple, of good quality leather. Stitching on noseband and brow band optional. No coloured brow bands.

Preparation of the Horse

- Horse's coat and condition should radiate the bloom of good health. The mane should be neatly plaited and stitched - an uneven number on the neck, plus the forelock.
- The tail should be pulled or plaited - false tails are permitted.
- Hooves - Underneath should be cleaned and oiled and the outside either oiled or blackened.
- All surplus untidy hair should be removed or neatly trimmed.
- All hair should be clean and shining
- Make-up on face only and very minimal
- The finished product presented to the judges should be a combination of perfect fit and good taste of gear and clothing and a horse of gleaming good health with not a hair out of place.

3.2 Headgear

Competing riders must wear MUST wear an approved safety helmet with the retaining harness secured and fastened in ALL EA competitions, regardless of the level or venue. Grooms, when mounted on a horse, must wear an approved safety helmet with the retaining harness secured and fastened.

Approved safety helmets are to be worn at all times with the retaining harness secured and fastened when training/practicing at an event. Whenever a safety helmet is worn whilst competing the retaining harness must be secured and fastened. Failure to have the harness fastened will entail elimination.

Current accepted safety helmet standards are:

- AS/NZS 3838 (Current Australian Standard)
- VG1 (interim European Standard)
- EN 1384 (~~Current~~ **Outgoing** European Standard) **during 2016 only – not permitted from 2017**
- ASTN F1163 (Current US Standard)

3.3 Footwear

Whilst mounted, all riders must wear riding boots as specified below with smooth or almost smooth soles and heels. Heavily indented treads are not permitted for safety and risk management reasons. The exposed side of long boots must be smooth.

3.4 Gaiters/Chapettes

Gaiters may only be worn with short boots with heels. However riders under 18 are not permitted to wear gaiters/ chapettes in rider classes

The exposed side of the gaiter must be full grain leather

The gaiters must match the colour of the boots

Gaiters may have hunting tops which must be brown or black

3.5 Spurs

Spurs may be worn except by Leading Rein competitors and First Ridden

- a curved or straight shank must point directly back from the centre of the spur when on the rider's boot
- the tip of the shank must not point up or point inwards
- the arms of the spur must be smooth
- if rowels are used, they must be blunt/smooth and free to rotate. Daisy rowels are permitted
- there is no maximum length of spurs
- metal spurs with hard plastic knobs are allowed
- dummy spurs with no shank are allowed

3.6 Whips

A whip, not exceeding 75cm in its entirety (including the tassel), may only be carried.

Only the rider when riding, walking or leading a horse is allowed to carry one whip, maximum 75cm, in any class while competing. (n.b. Length of whip restriction does not apply when exercising and/or warming up).

3.7 Coats

Wearing coats is optional in hot weather conditions, at the discretion of the OC. If a rider chooses to discard their coat, then a light-coloured shirt must be worn with a rat catcher or normal collar and long or short sleeves. T-shirts and sleeveless shirts are not permitted.

3.8 Saddle and Saddlecloths

A fully-mounted Dressage type (including all-purpose) saddle of traditional or treeless construction is compulsory, and may be used with or without a saddlecloth. A crupper may be worn by ponies. Numnah colour is optional.

3.9 Bridles, Nosebands and Bits

3.9.1 Snaffle Bridle

A snaffle bridle is an English-type bridle with a single snaffle-type bit and one set of reins. Padding is allowed on bridles.

Nosebands

Nosebands are illustrated at the end of this section. It is compulsory to have one (only) of the following nosebands on a snaffle bridle:

- dropped noseband (Illustration 1)
- cavesson noseband (Illustration 2)
- flash (or Hanoverian) noseband (Illustration 3)
- crossed (Grackle or Mexican noseband (Illustration 4)

Nosebands may never be so tightly fixed as to harm the horse. Officials should not loosen the noseband, but request the rider to do so. If the rider refuses and the Official thinks the noseband is still too tight, the Ground Jury should be approached to make a ruling. Padding under the noseband is permitted as long as it is securely attached.

Bits

Only snaffle bits having the following features are approved for use in Show Horse.

Snaffle bits shall be composed of:

- Metal
- metal and rubber (bits made only of rubber or rubber and chain not permitted) *
- metal and synthetic material

Rigid plastic snaffle bits and bridoon bits made only of metal must meet the following criteria:

- all parts of the bit coming into the horse's mouth must be of metal
- mouthpieces may be the same thickness or tapered towards the centre or central joints
- there shall not be more than two joints in the mouthpiece

- double-jointed mouthpieces may have one “roller”, or rotating middle piece, in the centre section. Multiple “rollers” are not permitted
- all parts coming into the horse’s mouth shall be rounded, smooth and not ridged, sharp or corrugated

Keeping within the definition above, some of the types of bits permitted are described and illustrated at the end of this section.

Also permitted but not illustrated:

- half-moon — port-mouth — curved
- rubber or synthetic bit – both jointed and unjointed
- sweet iron bit
- rubber covered or synthetic bit

3.9.2 Double Bridle

A double bridle is an English-type bridle with a bridoon (snaffle) bit and a curb bit and curb chain (metal or leather or a combination), both fitted with a set of reins.

Bridoon

- must be made of metal or rigid plastic and may be covered with rubber/latex (manufactured state) (bits made only of rubber or rubber and chain not permitted)
- if metal bits are used all parts of the bit coming into the horse’s mouth must be of metal (not necessarily the same metal)
- the minimum diameter of the mouthpiece is 10mm
- double-jointed mouthpieces may have one “roller”, or rotating middle piece, in the centre section. Multiple “rollers” are not permitted
- flexible rubber bits are not permitted
- the diameter of the mouthpiece must be such so as not to hurt the horse

Curb

The curb bit must be of a type as detailed in the illustrations at the end of this section.

The limits of the dimensions of the curb bits allowable are as follows:

- the curb must be made of metal or rigid plastic and may be covered with rubber (manufactured state) (bits made only of rubber or rubber and chain not permitted)
- the lever arm of the curb bit is limited to 10cm (length below the mouth piece)

Noseband

Only a cavesson noseband shall be used with a double bridle.

Optional Items (not compulsory)

- lip strap (Illustration 12)
- leather cover for curb chain (Illustration 13)
- rubber cover for curb chain (Illustration 14)

3.10 Allowed at an Event/Venue

- false tails/tail extensions are permitted in all EA competitions.
- all competitors are permitted the use of one whip in all areas.
- all competitors are permitted the use of a monkey grip.

3.11 Not Allowed at an Event/Venue

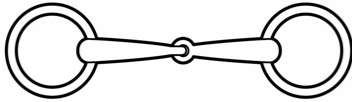
- blinkers
- nasal strips
- muzzle nets
- any other equipment which the Ground Jury, TD or Chief Steward may determine is against the intent and general principles of Show Horse.

3.12 Allowed in Warm-Up and Exercise Area but NOT Competition Area


The following gear is permitted in the Warm-up and Exercise Area but not allowed past the gear steward into the competition area. Non-compliance will incur elimination.

- running martingales (with a snaffle bridle)
- boots and bandages
- over-boots (e.g. Easy Boot/Mac Boot/Hoof Boot)
- saddle covers (e.g. sheepskin or rain covers etc.)
- headphones or similar devices

Permitted Bits
Various Snaffle Bridle Bits




1. Loose-ring snaffle



2a

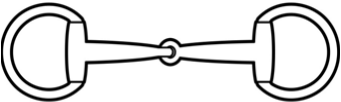


2b

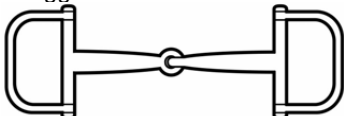


2c

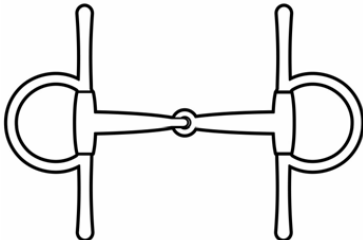
2. a,b,c. Snaffle with jointed mouthpiece where middle piece must be rounded



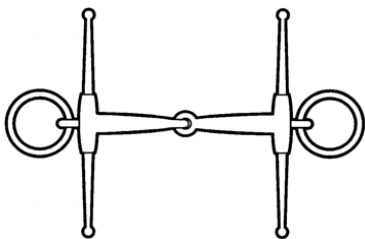
3. Egg-butt snaffle



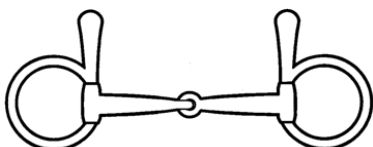
4. Racing snaffle (D-ring)




5. Egg-butt snaffle with cheeks (fulmer)



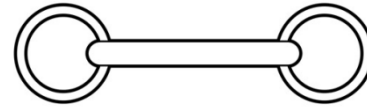
6. Loose-ring snaffle with cheeks



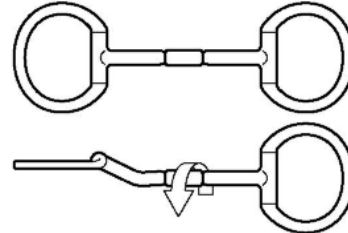
7. Snaffle with upper cheeks only



8. Hanging-cheek snaffle



9. Straight bar snaffle. Permitted also with Mullen mouth and with eggbutt rings



10. Snaffle with rotating mouthpiece



11. Snaffle with rotating middle piece



12. Pelham




13. Broken Pelham




14. Rugby Pelham

Various Double Bridle Bits




Bridoons

1. Loose-ring bridoon bit



3. Egg-butt bridoon bit

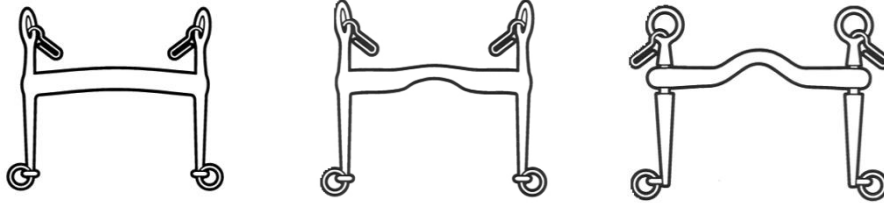


4. Bridoon bit with hanging cheeks

Bridoon bit with rotating middle piece

Bridoon bit with jointed mouthpiece where the middle piece should be rounded

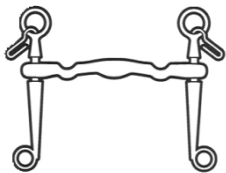
Curbs



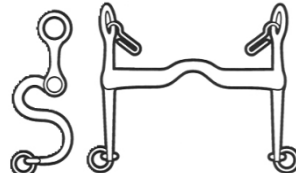
5. Half-moon curb bit

6.+7. Curb bit with straight cheeks and port

8. Curb bit with port and sliding mouthpiece (Weymouth). A curb bit with rotating lever arm also allowed

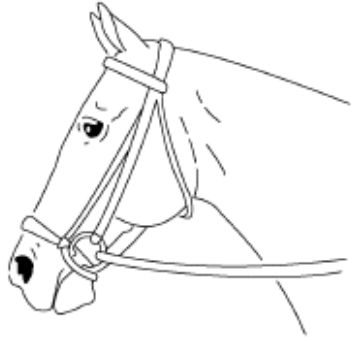


9. Variation of bits no. 6, 7 and 8




10. Curb bit with S-curved cheeks


Permitted Nosebands



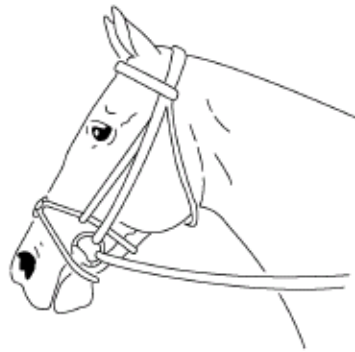
1: Dropped noseband



2: Cavesson noseband



3: Flash noseband (Hanoverian)



4: Crossed noseband (Grackle or Mexican)

*1, 3 and 4 are not permitted when a double bridle is used.

4 State Horse of the Year and Rider Championships

These rules are to be adhered to by the State Organising Committees in the conduct of State Horse of the Year and Rider Championships and only refer to those classes that qualify horses/riders for the Australasian Show Horse and Rider Championships. All State Committees that do not adhere to these rules may render all riders and horses ineligible for competing at that year's Australasian Horse and Rider Championships at the discretion of the NSHC.

4.1 The event is to be conducted under the rules and by-laws of Equestrian Australia.

4.2 ~~Horses must be registered with the Equestrian Australia Ltd and at least any one owner/lease must be a financial member of that State and registration papers be in the name of the owner or lease at the time of entry.~~ All owners/lease listed on current registration papers must hold a current EA membership at the time of entry. Refer back to State Membership packages.

4.3 Horses can only be ~~shown~~ entered at State HOTY by a ~~financial-current~~ member of ~~that State~~ EA in the State in which the event is being held.

4.4 Show Horse, Show Hunter and Leading Rein Classes - All horses must have a current EA Height Certificate. Refer to the EA Measuring Rules.

4.4.1. A horse that has a protest lodged against it is ineligible to compete at an EA State Horse of the Year Show until re-measuring occurred.

4.2.2 A horse that has a protest lodged against it and is re-measured, must compete in accordance with National Show Horse Rules 1.1.4

4.4.3 An EA qualified measurer will be attendance at all EA State Horse of the Year Show for re-measuring purposes.

4.4.4 For all EA State Show Horse Championships all protests must be lodged at least four hours before the advertised time of the start of the Event (not the class).

4.5 Rider of the Year Classes - Riders may only compete in the class for which they are eligible. Age is as of 1st January in the year of the National Championships. ~~Additionally, riders turning 5 years are eligible to compete the day they turn 5 years old.~~

4.6 Show Horse, Show Hunter, Leading Rein and Rider of the Year Classes - All riders and ~~leading handlers~~ must be members of EA in the State in which the event is being held. ~~Leading handlers may be either Competitor or Participant members.~~

4.7 Show Horse, Show Hunter and Leading Rein Classes
Horses/Ponies must be:

- currently financial EA registered at the time of entry (as per rule 4.2)
- domiciled in that State (including where appropriate within a 100 km radius of a border) for a total period of 3 months immediately preceding the date of that State's Horse of the Year event.
- 3 years of age or over at 1 August.

Rider Classes

Horses/Ponies must be:

- currently financial EA registered at the time of entry (as per rule 4.2)
- 3 years of age or over at 1 August.

Newcomer Classes

Horses/Ponies must be:

- currently financial EA registered at the time of entry (as per rule 4.2)

-
- 3 years of age or over at 1 August.
However, if the horse has not competed under saddle (with the exception of horse racing) in any state prior to purchase and is registered and eligible/qualified in the state in which it is to compete by closing date of entries it shall be eligible to compete in that respective state's HOTY.

4.8 Interstate HOTY

- 4.8.1 Show Horse, Show Hunter and Leading Rein - If a horse has competed in a qualifying class at an EA HOTY in the current year in another State it is not eligible to compete in another HOTY in the same calendar year.
- 4.8.2 Rider Classes - If a rider has competed in an EA HOTY in the current year in a qualifying class in another State they are not eligible to compete in another HOTY in the same calendar year.
- 4.8.3 Show Hunters – if a horse/pony is entered as a Show Hunter at a State HOTY, it will be precluded from entering the State Horse of the Year as a Show Horse

4.9 To judge State Horse Of The Year;

- 4.9.1 Judges must have a minimum of two year's experience on a State or National list.
- 4.9.2 A maximum of two judges from any one state are permitted.
- 4.9.3 Judges will be randomly selected by State EA Office by the EO unless a conflict of interest is registered. Should a conflict be registered, the EA National Office will randomly select Judges.
- 4.9.4 Selected Judges will need to accept or decline the offer to Judge at the State HOTY, by signing and returning the Judging Form to EA.

4.10 State Show Horse and Rider Championships Classes

Show Horse Classes	Rider Classes
<ul style="list-style-type: none"> • Small Show Pony 12hh and under (rider 14 years and under) • Medium Show Pony over 12hh and not exceeding 13hh (Rider any age) • Large Show Pony over 13hh and not exceeding 14hh (Rider any age) • Galloway over 14hh and not exceeding 14.2hh • Galloway over 14.2 hh and not exceeding 15hh • Small Hack over 15hh and not exceeding 16hh • Large Hack over 16hh 	<ul style="list-style-type: none"> • Rider Under 12 years • Rider 12, 13 & 14 years • Rider 15, 16 & 17 years • Rider 18 years and over
Show Hunter Classes	Leading Rein Class
<ul style="list-style-type: none"> • Small Show Pony 12hh and under (rider 14 years and under) • Medium Show Pony over 12hh and not exceeding 13hh (Rider any age) • Large Show Pony over 13hh and not exceeding 14hh (Rider any age) • Galloway over 14hh and not exceeding 14.2hh • Galloway over 14.2 hh and not exceeding 15hh • Small Hack over 15hh and not exceeding 16hh • Large Hack over 16 hh 	<ul style="list-style-type: none"> • Rider 5 years and under 8

- 4.11 Random swabbing will take place in accordance with the EA Medication Control Policy.
- 4.12 Judges must be selected from the EA Show Horse Judges List.
- 4.13 The Judges' decision is final.
- 4.14 As a minimum, a winner and runner-up is to be sashed and announced at the event.
- 4.15 In qualifying Show Horse, Show Hunter and Rider classes ~~three~~ four judges must be used as per the National Show Horse Judging System (excluding Northern Territory due to geographic isolation). **If there is less than a total of 100 entries in all qualifying classes, three judges may be permitted.**
- 4.16 All qualifying events for the Australasian Show Horse and Rider Championships (i.e.: State HOTYs) must be run by the State's Show Horse Committee (who may form or co-opt an organising sub-committee)
- Refer to the EA Conflict of Interest Policy.
- 4.17 Results of winners and runners-up, and the names of all Finalists (top 10) to be sent to the relevant EA State Branch Office.
- 4.18 Judges who have accepted to Judge at a State Horse of the Year and Rider Championships will not accept a Judging appointment in similar classes for A Royal Show in the same State within a 12 month period.
- 4.19 The Ring Master and Judge's host must be independent and this must be reflected in the State's program.
- 4.20 A scorer may not officiate in any class where they have a Conflict of Interest or perceived Conflict of Interest and will not have any deliberate contact with the Judges prior to the class/classes or in

which the Conflict of Interest Occurs.

5 Australasian Show Horse and Rider Championships

- 5.1 Horses must be registered with, and riders, **leading handlers (handlers may be either competitor or participant)** and **all owner/lease must be current** members of, Equestrian Australia Ltd.
- 5.2 The class a horse qualifies for at State Championships will be the class that the horse competes in at the National Championships, regardless of changes to a height certificate or protests.
- 5.2.1 All measuring to be finalised at State Championships and any protests at State Championships should include a valid reason.
- 1.1.1. The right of protest remains but does not include a horse once it has qualified for the National Championships unless the protest had been lodged prior to the event of qualification.
- 1.1.2. International competitors do not require an EA height certificate
- 5.3 The selection of State representatives will be the sole responsibility of the State Branch concerned. The winner, runner-up and third place getter from state qualifying events will be invited to compete at the Australasian Show Horse Championships, Should the winner and runner up accept their invitation to compete, the third place getter will not be required. If the winner or runner up is not able to accept their invitation, then the third place getter will be eligible to compete. The EA Show Horse Committee will not consider applications for horses/ponies/riders placed lower than 3rd place at their State HOTY.
- 5.4 ~~Any horse, rider or owner that qualify to compete at the Australasian Show Horse and Rider Championships must maintain full current membership up to and including the duration of the Championships in that calendar year. If membership is not maintained they forfeit their right to compete at the Championships.~~ The retention of EA membership following qualification for the Australasian Show Horse and Rider Championships is required as per;
- 5.4.1 Once a horse has qualified for Australasian Show Horse and Rider Championships, the exhibitor/owner/lessee must retain current EA membership in that calendar year.
- 5.4.2 Once a rider has qualified for Australasian Show Horse and Rider Championships, they must retain their current membership for that calendar year.
- 5.5 A horse will not be disqualified from representing the state in which it qualified, as a result of a change of ownership or lease. If a horse is sold or leased to another State it is no longer eligible to represent the State in which it won.
- 5.6 A horse which has qualified to represent a State at an Australasian Show Horse and Rider Championship may not compete in any other State's qualifying competition in the period leading up to the Australasian Show Horse and Rider Championships concerned.
- 5.7 A horse competing in the Show Horse, Show Hunter and Leading Rein Classes must be ridden by a member from the State or Territory that the horse is representing.
- 5.8 The panel of judges will not contain more than one judge from any one State. Four judges are to be selected from the EA Show Horse National Judges List -

The four judges will be randomly selected by EA National Office.

Selected Judges will need to accept or decline the offer to Judge at the State HOTY, by signing and returning the Judging Form to EA.

When selecting Judges for the Australasian Show Horse and Rider Championships, the nominated Judge must be on the Equestrian Australia National Judges Panel, and have judged at a minimum of one Horse of the Year Shows. Whilst fulfilling these appointments they should have covered a range of classes, including open Show Horse/Show Hunter classes, and Riding classes and Lead Rein classes. The judges' experience should reflect the prestige of the event they are required to judge.

A judge appointed to the Australasian Show Horse and Rider Championships must not have judged a State Horse of the Year or Royal Show event in the current year. Nor have judged at the ASH&RC in the preceding 5 years.

- 5.9 The Australasian Show Horse and Rider Championship Competitions will be as follows:

Show Horse Classes

- Small Show Pony 12 hands and under (to be ridden by rider 14 years and under)
- Medium Show Pony over 12 hands to 13 hands (rider any age)
- Large Show Pony over 13 hands to 14 hands (rider any age)
- Galloway over 14 hands to 14.2 hands
- Galloway over 14.2 hands to 15 hands
- Small Hack over 15 hands to 16 hands
- Large Hack over 16 hands

Show Hunter Classes

- Small Show Pony 12hh and under (rider 14 years and under)
- Medium Show Pony over 12hh and not exceeding 13hh (Rider any age)
- Large Show Pony over 13hh and not exceeding 14hh (Rider any age)
- Galloway over 14 hands to 14.2 hands
- Galloway over 14.2 hands to 15 hands
- Small Hack over 15 hands to 16 hands
- Large Hack over 16 hands

Rider Classes

- Rider Under 12 years
- Rider 12, 13 and 14 years
- Rider 15, 16 and 17 years
- Rider 18 years and over

Leading-Rein

- **Show Pony 12 hands and under (rider to be 5 years and under 8)**
- **Show Hunter Pony 12 Hands and Under (rider to be 5 years and under 8)**

If a rider who has qualified for a riding class or has ridden a show hunter, show horse or lead rein is ineligible if that person moves to another state prior to the Australasian Show Horse Championships in that year.

~~5.10 The age of the rider is the age as at 1 January in the year of the Australasian Show Horse Championships where there is an age restriction for rider and pony classes.~~

- 5.10 Workouts must be provided to all competitors at least 24 hours prior to the competition.
- 5.11 All horses competing at the Australasian Show Horse and Rider Championships are eligible to be swabbed as per the National Medication Control Policy.
- 5.12 A Runner-Up will be awarded in each class.
- 5.13** Results of winners and runners-up, and the names of all Finalists (top 10) to be sent to the relevant EA State Branch Office.
- 5.14 The Australasian Horse and Rider Championship Program must refer to the EA Conflict of Interest policy.

6. National Judges Accreditation Scheme

6.1 General

As in all equestrian sports, judges must:

- Be in possession and have an understanding of the EA National Show Horse Rules and Guidelines book and any amendments.
- Have an understanding of EA policies and by-laws including the EA Medication Control Policy, the EA Member Protection Policy and the EA Disciplinary By-Laws
- Treat requests from competitors to explain their decisions as an opportunity to assist the competitor to improve their performance.
- Honor a commitment to judge and if extenuating and unforeseen circumstances prevent this, advise the organising committee at the earliest opportunity.
- Ensure that the same conditions apply to all competitors.
- Maintain the same judging standards for all competitors within a competition and at all events
- Aim to have a thorough knowledge of correct training methods and understand the requirements of the class they are judging.
- Be prepared to judge in prevailing weather conditions.

6.1.1 The EA Show Horse Judges List

There are three levels of Judges

- Provisional Judges
- State Judges
- National Judges

Provisional level judges are trainee judges are not eligible to judge at EA Show Horse and Rider of the Year Shows

State and National Judges are eligible to judge at EA Show Horse and Rider of the Year Shows

6.1.2 Accreditation

To maintain accreditation as a Show Horse Judge, judges are required to:

- Remain a financial member of Equestrian Australia
- Adhere to the Official Rules and Guidelines of Equestrian Australia, both national and state-specific rules.
- Adhere to the EA Code of Conduct for Officials and the FEI Code of Conduct for the Welfare of the Horse.
- Attend an accredited EA Show Horse judges' seminar once every ~~two~~ three years. ~~Permitted clinics include Show Horse Judges Clinic and Dressage Clinics (until 31st March 2015).~~ Seminars will cover many relevant topics such as paces, risk management, communication, role of officials etc.
- Submit a show horse judges re-accreditation form to the EA State Office every third year

6.2 How to become a Show Horse Judge

6.2.1 Provisional Judges

Applicants must apply to the relevant State Branch Show Horse Committee for inclusion on the EA Show Horse Judges List. Applicants must be eighteen years of age to be accepted at Provisional Level. Applicants must provide:

- 1: Evidence of previous unofficial judging, stewarding, competing and other relevant information, together with the endorsements from four suitably qualified people within the industry.
- 2: Applicants must complete the Open Rule Book Test with a pass mark of 80%
- 3: Evidence of financial membership of the EA

Applications received by the relevant State Show Horse Committee are then assessed and a decision made as to whether the applicant is accepted at Provisional Level at the sole discretion of the committee.

The State Show Horse Committee will forward a copy of successful applications to the EA National Office. Whenever new judges are accepted to the list

The EA National Office records all new Provisional Judges on the EA Show Horse Judges List

6.2.2 State Judges

Judges must spend a minimum of 2 years at Provisional Level and must undertake judging over a wide range of classes. As a judge prepares to upgrade to State Level, they must complete the following:

- Attendance in the past-2 years at an official EA judges' seminar is compulsory before upgrading
- Mentoring with a State or National Judge
- Practical assessment in a judging situation, assessed by a State or National Judge appointed/approved by the State Show Horse Committee
- Judges must complete the Show Horse Open Rule Book Test with a pass mark of 80%
- Complete the Judge's Accreditation/Re-Accreditation questionnaire.

Judges must apply to the State Branch for an upgrade to State Level. Such an application must be supported by evidence of judging appointments and evidence of points 1 to 4 5 above.

The State Show Horse Committee will forward a copy of successful applications to the EA National Office whenever new upgrades are approved.

The EA National Office records all upgrades on the EA Show Horse Judges List.

6.2.3 National Judges

After a minimum of two years at State level, judges may apply to the State Branch for an upgrade to National Level EA Show Horse Judge. Such an application must be supported by evidence of:

- Extensive judging during their period at State Level over a wide range of classes including show horse classes or riding classes at a Royal Show, or EA State Horse and Rider of the Year Show.
- Attendance in the past year at an official EA judges' seminar is compulsory before upgrading
- Judges must complete the Show Horse Open Rule Book Test with a pass mark of 80%
- Complete the Judge's Accreditation/Re-Accreditation questionnaire.

Judges must apply to the State Branch for an upgrade to the EA National Office. Such an application must be supported by evidence of judging appointments and evidence of point 1 to 4 above.

The State Show Horse Committee will forward a copy of successful applications to the EA National Office whenever new upgrades are approved.

The EA National Office records all upgrades on the EA Show Horse Judges List

6.2.4 Overseas Judges

Overseas judges on a recognised Show Horse Judges panel in their country of origin, who are visiting Australia, may be accepted for Judging appointments. However, Judges visiting and judging in Australia for six months or longer, must become a member of the EA and apply to the relevant State Branch Show Horse Committee for recognition.

6.2.5 Recognition of Current Competency

Judges accredited with another recognised Show Horse organisation in Australia or overseas may apply to the State Show Horse Committee for inclusion on the EA Show Horse Judges List. In order to be accepted to the EA list, judges must complete:

- Evidence of previous judging, together with the endorsements from four suitably qualified people within the industry.
- Mentoring with a State or National Judge appointed/approved by the State Show Horse Committee
- Practical assessment in a judging situation, assessed by a State or National Judge appointed/approved by the State Show Horse Committee
- Judges must complete the Open Rule Book Test with a pass mark of 80%

Successful completion will entitle the judge to be accepted as a State or National Level Judge, according to the recommendations of the assessing EA Judge

The State Show Horse Committee will forward a copy of successful applications to the EA National Office whenever recognition is granted.

The EA National Office records successful candidates on the EA Show Horse Judges List

6.2.6 Interstate Transfer

When a Judge moves interstate and transfers their membership to their new EA Branch Office, all horse ownership, performance and officiating records are transferred by the database system with the membership details.

6.3 Lapsed Accreditation and Leave of Absence

A judge is considered a Lapsed Judge if they have not been accredited for more than 12 months. Judges who have not re-accredited for less than 12 months may re-accredit and return to the list by fulfilling the requirements of 5.1.2

After 12 months, the following requirements will be necessary for a judge to be returned to the EA Show Horse Judges List:

6.3.1 After 12 Months and Less than three Years

Judges who have not been on the EA Show Horse Judges List for less than 3 years must:

- Be a current member of the EA
- Complete a Mentoring session with a State or National Judge appointed/approved by the State Show Horse Committee
- Attend the next available Judges seminar

Upon satisfactory completion of the mentoring session, the form should be forwarded to the EA National Office together with the Judges Re-accreditation Form. Upon receipt of an application fulfilling all requirements, the EA National Office will process the accreditation and the Judge will be returned to the EA Show Horse Judges List without the need for any further examination

6.3.2 For three or More Years

Judges who have not been on the EA Show Horse Judges List for 3 or more years:

- must attend and participate in an Official EA Seminar
- will be required to complete and pass the upgrading requirements for their existing level before being returned to the List (See 6.2.1, 6.2.2 or 6.2.3)

6.3.3 Leave of Absence

Judges may apply for a leave of absence from judging commitments which will be granted for up to a 12 month period. Judges should apply to the EA National Office in writing for a leave of absence and provide a date of reinstatement. The National Office will record the period of the leave on the EA Show Horse Judges List.

6.4 Code of Conduct for Accredited Judges

All EA Officials must be current EA members. All EA Members are bound by the EA's General Code of Conduct. Further to this, people in certain roles, such as Coaches and Judges may be required to abide by additional codes of conduct. EA Judges are subject to the requirements of the EA **Officials Code of Conduct**. Codes of conduct are available at www.equestrian.org.au

6.5 Complaints against Accredited EA Show Horse Judges for Judging Standards

- Complaints need to be forwarded, in writing and marked confidential, to the State Branch CEO, together with either videos or supporting statements by other EA members.
- The State Branch CEO should respond to every written complaint and is required to keep accurate records on these matters.

- All records are considered highly confidential.
- If the State Branch CEO considers that a complaint against a particular Judge warrants further consideration they are to:
 - Require the judge to provide a response in writing to the details of the complaint
 - If necessary, require the judge to undergo mentoring or attend a seminar
- If warranted or appropriate, the judge may be downgraded one level but only when the State CEO has explored all avenues.

6.6 Complaints against Accredited EA Show Horse Judges Relating to Behaviour

Refer to rule 1.5 and the EA Member Protection Policy at www.equestrian.org.au

6.7 Show Horse Judging System

The Show Horse judging system is used for the EA Australasian Show Horse and Rider Championships and the finals of the EA State Show Horse and Rider Championships. All judges should be aware of the procedure.

The three judges must stand separately and judge with no consultation amongst themselves. At the conclusion of the workouts the three judges mark their first, second and third choices on a preferential judging slip and hand it to a steward. The steward then tallies the preferences, giving three points for a first preference, two for a second and one for a third. The three judges will continue to stand separately until the scorers have determined that there is no equality.

The three judges must not come together until authorized by the Chief Steward.

The horse with the highest number of points is the winner and runner-up the next highest.

An exception to this rule is when any one horse is given a first preference by two judges. That horse is automatically the winner on six points, even if another horse has one first preference (3 points) and two second preferences (2 points x 2) totaling seven points. This comes about as it should always be a majority rules situation i.e. when two judges pick the same horse - it is automatically the winner.

Where the allocation of points brings about a tie, the following steps must occur:

- If there is an equality of points by any 2 horses then it must go back to the judges to decide.
- This is to be done by writing down the numbers of the horses on equal points on separate pieces of paper and the ringmaster/chief steward is to request the judges mark their preferences accordingly.
- These pieces of papers are to be retained with the original scoring sheets.
- If a clear placing cannot be achieved using this method then and only then will the judges be brought together to come to a decision.
- If the judges are brought together to decide then the chief steward is to be present during discussions.
- In the event of three horses being tied then the judges may confer to decide on the winner and runner-up

The preferences must be signed by each judge and posted in a prominent place for perusal by the competitors as soon as possible after the event.

Sample Show Horse Judging Slip:	
EA National Show Horse & Rider Championships	
Judge:	
Class Number:	
Exhibitor Number	Preference
	1 st
	2 nd
	3 rd
Signed:	

6.8 Definitions

BUSINESS PARTNER:	A person who is party to written and/or verbal agreement, expressed or implied between two or more persons carrying on a business venture jointly or independently relating to the breeding, preparing, training, selling and/or agisting of competition horses, and/or the training of riders, with a view to profit or otherwise. Or a person who provides sponsorship, in any form i.e. product, financial, produce or tack, to another person. Refer to the EA Conflict of Interest Policy on the EA website.
COMPETITOR:	The person riding the horse in the competition.
EMPLOYEE:	A person who is hired to work for another in a business specifically concerned with selling, preparing, training, agisting and/or procuring competition horses and/or training of riders.
EMPLOYER:	A person or business concerned with selling, preparing, agisting, training and/or procuring competition horses and/or the training of riders.
EXHIBIT:	The combination of horse and Competitor. The Competitor may be the owner, lessee or owner's representative. Both horse and Competitor must be eligible to compete in the particular class.
EXHIBITOR:	The person or persons showing the horse. The Exhibitor will be the owner, lessee or representative of the said owner or lessee.
FAMILY:	Spouse, brother, sister, child, uncle, aunt, parents, grandparents, grandchildren, nephew, niece, or cousin (including in-law, step and de-facto relationships).
KNOWINGLY:	Acquainted/aware of the truth. Informed of the facts. Where this situation exists it shall be presumed that any breach is intentional.
LEASE:	Where the possession of a horse but not the ownership is transferred to another person.
LEASEE:	The lease of a horse as defined in the lease.
OFFICIATING:	An individual is deemed to be officiating at an event, if appointed to do so by the event organising committee, from the time they commence until the completion of their duties.
OWNER:	The owner(s) is/are the person(s) named as the owner(s) on the EA registration papers.
REPRESENTATIVE:	A person not being the owner or lessee showing the horse on behalf of the owner or lessee.
SALE:	A horse shall be deemed to have been sold or leased when the appropriate transfer of the registration papers has been received by the EA or delivery of the horse to the new owner effected.
TIME SPAN:	Months are considered to be calendar months.
TRAINER:	A person who trains and/or prepares and/or procures horses, and/or trains Exhibitors. The trainers shall not necessarily receive reward for such training and training may take place anywhere including showground facilities.
TUITION:	Instruction of horse and/or rider as an individual cannot compete under competition conditions under that instructor within six months from the date of the last tuition or vice versa. This does not apply to a group of two or more riders in a clinic situation. Does not include group judging seminars or mentoring and assessment under NOAS.

VESTED INTERESTS: Refer to the EA Conflict of Interest Policy.

7 Notes for Organisers

This section is designed to help the organisers of a show horse event and is also useful as a reference to ensure that nothing of importance is overlooked in the organising of an event. Events vary from small fixtures lasting a few hours to championship events occupying two or more days. The magnitude of the secretarial and field-work involved will vary accordingly and organisers must use their judgment to adapt whatever is suitable.

7.1 General Considerations

- set a date that does not conflict with other events in the immediate area because it is a drain on judges, competitors and helpers
- select the competitions to be offered keeping in mind the size of the anticipated venue
- if an event is to be Official need to apply to the EA State Branch, some months in advance, for approval of date(s)
- form an event OC and allocate tasks to members in accordance with the experience and help available
- choose and book a suitable venue and give consideration to the following facilities:
 - secretary – central location
 - camping canteen/catering
 - stabling and/or yards – safe – either on the grounds or locally close by for any visiting horses
 - parking for spectator vehicles and horse transport
 - scorers – quiet area
 - toilet and shower block

7.2 Budget

Compile a budget, which should show a profit or at least break even after expenses are met.

Income

- canteen (if applicable)
- entry fees
- gate (if applicable)
- ground levy
- parking fee (if applicable)
- postage
- sponsorship
- stable hire

Expenses

- Depending on the size of the event some of the following may not be required
- canteen/catering - purchase supplies or hire caterers
- hire of equipment i.e. portable toilets, public address system, and arena surrounds etc.
- hire of stables, permanent or portable
- hiring fee for grounds
- advertising
- insurance
- judges and helper gifts
- judges travel, accommodation and meals
- prize money
- program publication
- ribbons or rosettes
- stationery
- trophies for specific competitions
- donation e.g. St John First Aid/Ambulance

7.3 Four to Five Months Before

7.3.1 Judges

Contact suitably accredited judges (at least 3 months ahead if possible) by phone, e-mail or correspondence inviting them to judge.

When they reply in the affirmative, a letter of confirmation should be sent immediately. This letter should state that a follow up letter or e-mail will be sent closer to the date of the event.

The follow up letter or e-mail should include the following:

- confirmation of date(s) of event
- venue location
- preferred accommodation, travel and remuneration arrangements (if applicable)
- meals
- inquire if a steward should be provided
- travel could be shared if a number of judges are from the same area
- request for ABN forms or Tax Invoice if applicable

7.3.2 Ground Jury

Each show must appoint a Ground Jury consisting of at least two show officials, the President, or his/her delegate to adjudicate disputes.

7.3.3 Sponsors

The size of the event will dictate the extent of sponsorship sought. In keeping with prize money or goods in kind for each competition the following example may be of use for obtaining sponsorship of different levels. Organisers should not be discouraged when only small amounts are offered as these can add up to quite a large amount.

Approach sponsors by letter with offers of various sponsorship packages in return for their support. Where appropriate, follow up with a visit to their place of business. The following levels of sponsorship packages could be offered:

- event naming rights: This package would be the person offering the highest value for money (not necessarily cash but could be goods in kind)
- competition arena naming rights: There would be a number of packages to cover all competition arenas. The amount contributed will be within the middle range
- competition naming rights for a particular class: There will be numerous chances at this level to include many sponsors
- advertising in the media, schedules, programs and grounds

When approaching sponsors be aware of their capacity to support and only offer packages within that range.

7.3.4 Schedule and Entry Form

- prepare the schedule and entry form
- include the EA Disclaimer
- all entry forms must have the phrase 'Conducted under current EA Rules as amended' prominently shown
- from time to time, some rules are adjusted because of local conditions. Such changes must be clearly shown as a further condition of entry. However, any change must be considered within the context of the intent of the rule. If unsure as to the legality of adjusting rules the State Show Horse Committee must be approached and only be changed with their approval

A schedule should include the following as a minimum

- name of club/association running the event prominently displayed at the top of the front cover
- address where the event will be held
- a contact phone number for both before the event and also a mobile phone number for the event days
- a sentence stating that 'the event will be held in accordance with the current EA Show Horse rules (as amended)' - this covers all rule changes
- the program of competitions chosen
- if measuring is to be held.
- entry fee
- waiver to be signed by competitors and
- refunds

Points which must be added include

- exhibit numbers and their availability and use of such
- awards

- if a major trophy day, decisions on the way of determining the winner
- the need for competitors to have registration papers available (if applicable), and
- the need for Competition License to be available (if applicable)

Points individual to each show include

- define lunging area and any other exercise area instructions
- stabling
- camping
- dog requirements, and
- temporary yards

7.3.5 Allocation of Tasks

Allocate the following tasks to committee and/or volunteers

- distribute a program leaflet which may include
 - newsletters at state and regional levels
 - media coverage in newspaper/s, radio/TV in Community Announcement programs
 - saddleries and retail outlets, especially those belonging to sponsors
- approach and book caterers and/or local service clubs some months in advance to cover canteen facility
- arrange to hire or borrow
 - public address system, including tape/CD player for background music
 - arena surrounds
 - markers
 - arena numbers
 - tent
 - portable toilets and showers if necessary
- order and purchase (if applicable)
 - trophies
 - ribbons and/or rosettes (including extras in case of equal placing)
 - name badges for Judges, and Stewards
- allocate
 - space for competition areas, training and exercise areas and parking
 - time available from start to finish of day(s)
- approach an announcer
- appoint stewards as required
 - ring steward
 - judges' host
 - sponsors' host
 - Technical Delegate. If not appointed the Senior Judge will assist with the technical side of the event
- prepare timed schedule
 - calculate the overall time for each competition. When allocating time the following should be considered:
 - breaks required for judges
 - allocate competitions to judges according to their accredited level

7.4 Two or Three Weeks Before

- have the timed schedule printed or duplicated and include a phone number for advice of withdrawal and a contact mobile number for the day of the event along with recognition of sponsors and other information relative to the event
- forward a copy of the schedule to:
 - sponsor, with an invitation to attend and present the awards to the placegetters in the competition they have supported
 - stewards, enclosing name badge and Official car pass where required
 - judges, with information about
 - ❖ location of grounds
 - ❖ where and to whom to report to on arrival
 - ❖ morning tea and lunch arrangements
 - ❖ travel remuneration and accommodation arrangements (if applicable)
 - ❖ confirm arrangements about providing a steward

-
- ❖ enclose name badge and official car pass where required
 - withdraw enough cash from bank to divide up for prize money and cover refunds for scratchings

7.5 The Day Before

- prepare grounds
- mow grass to a reasonable height
- isolate
 - the competition area with an entrance gate
 - the warm-up and exercise area
 - access between these two areas for mounted competitors and
 - isolate areas for spectators (suggest be at least 10 metres, preferably 15 metres, back from the arena)
- set up
 - arenas for competitions and one practice arena where possible where ground is most level
 - spectators, photographers and video operators should be at a distance of at least 10 metres from any arena but preferably 15 metres
 - public address and sound system
 - canteen
 - table and chairs in secluded quiet area for scorers
 - direction signs on nearby roads and site signs for stables, arena numbers, car park, water, Secretary's Office etc.
 - toilets
- prepare
 - exhibit numbers if necessary
 - clipboards for Stewards with
 - ❖ time schedule for all competitions
 - ❖ list of names of judges and other personnel
 - ❖ two pens, pencil not permitted
 - ❖ arena number
 - ❖ small token of appreciation for steward
 - ❖ claim form for the judge to complete to claim reimbursement /remuneration for travel (if applicable)
 - numerous copies of the timed schedule for distribution at competition
 - morning tea and lunches for judges and stewards or make out voucher for caterers
- pack requirements for Secretary's Office

7.6 On the Day

- Secretary's checklist
 - EA Show Horse Rule Books
 - entry forms
 - conditions of entry in case of protest
 - copies of schedule
 - exhibit numbers
 - telephone numbers of Veterinary Surgeon and Doctor
 - stationery should include note paper, calculator, cello tape, ruler staplers etc
 - results board with schedule near Secretary's Office and accessible to riders, where results can be posted and updated regularly during the day
 - clock for synchronising time
 - loud hailer and batteries
 - trophies and/or ribbons/rosettes
 - judges/stewards gifts
- a member of the committee should
 - arrange for gates to grounds to be opened at least 1.5 hours before the event begins
 - ensure that competitions are running on time
 - rally successful competitors to receive their awards at prize-giving time and ensure they are mounted if required
 - ensure that a public expression of thanks is extended to owners of grounds, judges, sponsors, helpers etc. at the final presentation of awards
 - supervise the removal of arenas at the end of the day
 - ensure that competitors exercise within the limits of the competition area
 - advise competitors if competition is running late

- rally competitors who have not reported at due time and are known to have collected bridle number from secretary
- judges' host should
 - have refreshments available on arrival of judges and stewards
 - introduce each judge to their steward and well ahead of time (minimum at least 10 minutes before starting time)
 - give the judge/steward their folder which includes details of their position on the arena
 - ensure that judges and stewards are properly looked after during the coffee and lunch breaks and are treated as guests of the organisers
 - sometime during the day determine each judge's travelling expenses and inform the Treasurer so that a cheque is ready on the completion of their judging
 - it is customary to give a gift of appreciation to the judges as they leave the event
 - Inform the judge that a weight classification should take place for the weight classes
- sponsors' host (where applicable) should
 - meet sponsors
 - have refreshments available
 - introduce sponsors to organisers and
 - make them feel welcome whilst they wait to present their donated award to the recipients
- scorers should fill out the official score/results sheet and forward to the EA Branch Office within 14 days
- prize-giving
 - prizes may be presented by the participating sponsors where practicable after a particular competition, e.g.
 - ❖ during the lunch break
 - ❖ at the end of a day or
 - ❖ at the end of the whole event
 - ribbons/rosettes and/or rugs should be placed on the horse prior to prize-giving
 - at all times when horses are grouped together, riders and/or grooms must act in a responsible way. Carelessness or irresponsible behaviour will not be tolerated

7.7 After the Event

Within 10 Days

- full results of Official competitive competitions must be forwarded to the EA state branch of the event and should include
 - full results of Official Competitive Competitions must be forwarded to the EA state name and EA registration number of each horse and rider that placed in the competition
 - the names of the judges
 - final placings
 - the signature of the Chief Judge/TD/authorised person by the OC
- send trophies, ribbons/rosettes and prize-money to prize winners who did not collect at the event
- send results to any relevant newsletter editors, local newspapers etc.
- send letters of appreciation and copy of results to sponsors and judges and
- send expression of appreciation to stewards, organisers and helpers

7.8 Duty of Care

- At times when the venue and facilities cannot be prepared to the desirable standard (for example, hard ground during drought conditions, unstable or slippery surface due to wet weather), the Organising Committee should make all endeavours to inform competitors of the associated risks of competing under the current conditions – for example over the Public Address System. Competitors may then assess the potential risks associated with competing. Under extreme circumstances it may be in the best interests for all concerned for the Organising Committee to suspend competition until conditions improve.