

For IJRC

2017 JRs update

Frances Hesketh-Jones



Art 201.4.1 Ground lines

Ground lines may be placed directly underneath the first part of an obstacle up to one metre away on the take-off side.

If there is a ground line in front of the obstacle, a ground line may be used behind the obstacle at an equal distance up to a maximum of one metre.



2016

Art 201.4.1 Ground lines


Ground lines may be placed directly underneath the first part of an obstacle up to one metre away on the take-off side.

~~If there is a ground line in front of the obstacle, a ground line may be used behind the obstacle at an equal distance up to a maximum of one metre.~~

No ground lines may be used on the landing side of the obstacle



Art 201.4.1 Ground lines



2017



Art 201 - “Bounce” exercises

5. Gymnastic Training

- 5.1. Athletes may train their Horses in gymnastic exercises using placing poles on the ground, but obstacles used for this purpose may not exceed 1.30 m in height. Athletes using such obstacles must not violate the rules against rapping (see JRs Art. 243.2.1). Training exercises consisting of a line of obstacles in succession without a stride in between (in-out/bounce exercises) are permitted if there is sufficient space. For these exercises a maximum of three obstacles with a height not exceeding ~~75 cm~~ 1.00 m may be used; minimum distance between obstacles is 2.50 m, maximum distance is 3.00 m.



Art 201 - “Bounce” exercises

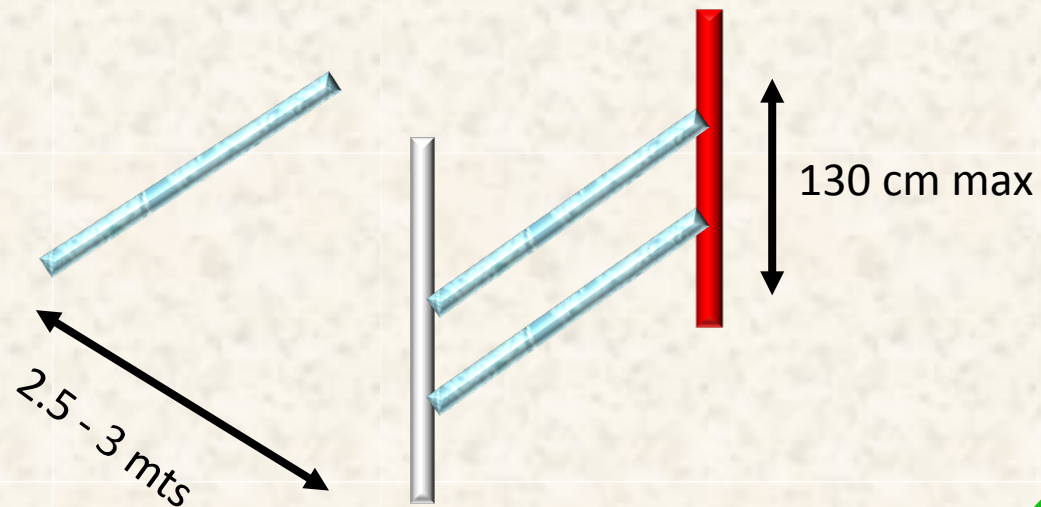


2017

Art 201.5.2 Placing poles

- 5.2. Placing Poles: if there is enough space placing poles may be used and placed on the ground not closer than 2.50 m on the take-off side of a vertical obstacle not exceeding 1.30 m in height. A placing pole may be used on the landing side not closer than 2.50 m when the obstacle is jumped at the trot or three metres if at the canter. Any pole placed approximately six metres or more from an obstacle on either side or on both sides is not considered a placing pole and is therefore allowed to be used with both verticals and oxers.

Art 201.5.2 Placing poles



2016

Art 201.5.2 Placing poles

Not considered a placing pole

~6 mts

130 cm max



2017

Art 201.5.2 Placing poles

Not considered a placing pole

~6 mts

130 cm max



2017

Art 225 Unauthorized assistance

Art 256 Dress, headgear & salute

1.10 Athletes may not wear earphones at any time while mounted; this applies everywhere within the grounds of the Event

To be applied same as headgear rule – not only for Athletes



Art 240 Fines & Yellow Warning Cards

ARTICLE 240 FINES AND YELLOW WARNING CARDS

In addition to any other sanction(s) that may be issued in accordance with these JRs and/or the GRs, The President of the Ground Jury, the President of the Appeal Committee and the Chief Steward are authorised to issue a Yellow Warning Card in accordance with GRs Art. 169.7.1.

YELLOW WARNING CARD	
Event _____	
Date _____	
Person Responsible: _____	
Name _____	
FEI ID _____	
OFFENCE (please tick one) <small>FEI General Regulations (GRs), 23rd edition, 1 January 2009, updates effective 1 January 2016 and FEI Eventing Rules, 24th edition, effective 1 January 2016</small>	
<input type="checkbox"/> Abuse of Horse <small>GRs Art. 142 & 169.6.2 and/or Eventing Rules Art. 526</small>	
<input type="checkbox"/> Incorrect behaviour <small>GRs Art. 169.6.3</small>	
<input type="checkbox"/> Dangerous Riding <small>Eventing Rules Art. 525</small>	
<input type="checkbox"/> Non-Compliance with Protective Headgear Rules <small>GRs Art. 140</small>	
<input type="checkbox"/> Non-Compliance with applicable Sport Rules (specify) _____ <small>GRs Art. 169.7</small>	
Signature of Official _____	
Signature of Person Responsible _____	
YELLOW WARNING CARD	
Extract of Art. 169.7, FEI General Regulations (GRs) <small>23rd edition, 1 January 2009, updates effective 1 January 2016</small>	
*7. In cases of offences mentioned in paragraphs 6.2 and 6.3 above and which are of a less serious nature and/or in cases specified in the Sport Rules and/or as mentioned in Article 140:	
7.1 The President of the Ground Jury, the President of the Appeal Committee, the Chief Steward or the Technical Delegate must notify the Person Responsible during the Period of the Event that he will receive a Yellow Warning Card, which will be delivered either by hand or by any other suitable means. If after reasonable efforts the Athlete cannot be notified during the Period of the Event that he has received a Yellow Warning Card, the Athlete must be notified in writing within fourteen (14) days of the Event.	
7.2 Should the same Person Responsible receive one (1) more Yellow Warning Card at the same or any other International Event within one year of the delivery of the first Yellow Warning Card, the Person Responsible shall be automatically suspended for a period of two (2) months after official notification from the FEI Secretary General."	
Extract of Art. 527, FEI Eventing Rules <small>24th edition effective 1 January 2016</small>	
"[...] Notwithstanding anything to the contrary in the General Regulations, should the same Person Responsible receive one more Yellow Warning Card at the same or any other International Event within one year of the delivery of the first Yellow Warning Card for the same offence, the Person Responsible shall automatically be suspended for a period of two months after official notification from FEI Secretary General."	

Art 242.3 - Mandatory Disqualification

~~Mandatory~~ Disqualification is mandatory in the following cases:

- 1 Horses bleeding on the flank(s);
- ~~2 in the mouth or nose or~~ marks indicating excessive use of spurs or of the whip anywhere on the Horse ~~(in minor cases of blood in the mouth, such as where a Horse appears to have bitten its tongue or lip, Officials may authorize the rinsing or wiping of the mouth and allow the Athlete to continue; any further evidence of blood in the mouth will result in Disqualification.);~~
- ~~3 Horses bleeding in the mouth (in minor cases of blood in the mouth, such as where a Horse appears to have bitten its tongue or lip, Officials may authorize the rinsing or wiping of the mouth and allow the Athlete to continue; any further evidence of blood in the mouth will result in Disqualification);~~
- ~~24 It is forbidden to jumping~~ unauthorised obstacles in any place on the showground;
- ~~5 or to leave leaving~~ the showground with the horse for any purpose during the period of the Event. ~~This will result in Disqualification.~~

Art 242.3 - Mandatory Disqualification

~~2016~~

~~Mandatory~~

~~Disqualification~~

2017

NO

Disqualification

NB it is never the
stewards who disqualify



Art 243 – Abuse of horses

Excessive use of the whip

2.2 Excessive use of the whip

- The whip may not be used to vent an Athlete's temper. Such use is always excessive;
- ~~The whip is not to be used after Elimination;~~
- ~~The whip is never to be used overhand, (for example a whip in the right hand being used on the left flank).~~ The use of a whip on a Horse's head is always excessive use;
- A Horse should never be hit more than three times in a row. If a Horse's skin is broken, it is always considered excessive use of the whip;

The whip is not to be used after Elimination:

An Athlete identified as misusing or excessively using the whip will be disqualified and may be fined at the discretion of the Ground Jury.

Art 243 – Abuse of horses Overhand

Whip in right hand used
on left flank

OR



2017



Art 257 - Saddlery

- . In the Competition arena
- .1. Blinkers and fly masks that cover the Horse's eyes are forbidden.
- .4. There are no restrictions on bits. However, the Ground Jury has the right, based on veterinary advice, to forbid the use of a bit that may cause injury to the Horse.
Reins must be attached to the bit(s) or directly to the bridle. A maximum of two pairs of reins may be used. If two pairs of reins are used, one pair must be attached to the bit or directly to the bridle. Gags and hackamores are allowed.

Art 257 – Saddlery in training



Fly hood



Nose net



Fly mask




Art 257 – Saddlery (in competition)



Fly hood



Nose net



Fly mask

Blind



Warm-up



Competition

Art 257 - Saddlery

4. For all international Young Horses Competitions (five *, six, seven and eight_year old Horses): All hind leg protections must have a maximum interior length of 16 centimetres; the width of the fastener must be at least five centimetres (refer to FEI Jumping Stewards' Manual on the FEI website for diagram).

* NB: Competitions for five year old Horses may only be held at the FEI World Breeding Jumping Championships for Young Horses, unless special authorisation has been granted by the FEI.

The following criteria must be respected in relation to hind boots worn in international Young Horses Competitions (see also the FEI Jumping Stewards Manual on the FEI website):

The inside of the protection must be smooth, that is, the surface must be even and there may not be any pressure points on the inside of the boot; sheepskin linings are allowed. Only non-elastic Velcro-type fasteners are permitted; no hooks, buckles, clips or other methods of attaching the fasteners may be used;

The rounded rigid part of the protection must be placed around the inside of the fetlock;

No additional elements may be ~~used in conjunction with the protection~~ added to or inserted in the boot itself, other than a protective flap, providing it is soft and clearly intended for protection only.

Art 257.2.4 – Saddlery

Young horse competitions

The inside of the protection must be smooth, that is, the surface must be even and there may not be any pressure points on the inside of the boot; sheepskin linings are allowed. Only non-elastic Velcro-type fasteners are permitted; no hooks, buckles, clips or other methods of attaching the fasteners may be used. The rounded rigid part of the protection must be placed around the inside of the fetlock;



Young horse competitions



Art 257.2.4 – Saddlery

Young horse competitions

The inside of the protection must be smooth, that is, the surface must be even and there may not be any pressure points on the inside of the boot; sheepskin linings are allowed. Only non-elastic Velcro-type fasteners are permitted; no hooks, buckles, clips or other methods of attaching the fasteners may be used. The rounded rigid part of the protection must be placed around the inside of the fetlock;

No additional elements may be used ~~in-used in conjunction with the protection added to~~ or inserted in the boot itself, other than a protective flap, providing it is soft and clearly intended for protection only

Art 25/.2.4 – Saddlery Young horse competitions



2017

Art 257.2.4 – Saddlery Young horse competitions



Art 259 - Officials

6.2 Foreign Steward

A Foreign Steward will be appointed by the FEI for
all 5* Events.

Art 256 Dress, headgear & salute

Logos

1. At all Events, except Regional and Olympic Games under the patronage of the IOC (see Olympic Regulations for Equestrian Events at Olympic Games), Athletes may wear ~~the identification (name and/or logo) of the clothing and use equipment which identify the manufacturer of clothing and equipment or as an alternative that of a~~, the Athlete's sponsor(s), the Athlete's team sponsor(s), the NF's sponsor(s), the Athlete's nation, and/or the Athlete himself, but only under the specific conditions set forth as outlined below:
 - 1.1. Identification of ~~the a~~ Non-Sponsor Manufacturer
 - 1.1.1. While present in the Competition area and during the prize-giving ceremonies names or logos identifying a non-sponsoring manufacturer of the clothing and equipment may appear only once per item of clothing and equipment and solely on a surface area not exceeding three square centimetres (3 cm²) (maximum 1 cm high, maximum 3 cm wide) for clothing and equipment.

Art 256 Dress, headgear & salute

Logos

1.2. Identification of Sponsors

1.2.1. While present in the Competition area and during the prize-giving ceremonies the name and/or logo of the Athlete's sponsor(s), his team sponsor(s) and/or his NF's sponsor(s) may appear on a surface area not exceeding:

- a) two hundred square centimetres (200 cm²) on each side of the saddle cloth;
- b) eighty square centimetres (80cm²) on each of the two sides of jackets or top garments at the height of breast pockets;
- c) sixteen square centimetres (16 cm²) on both sides of the shirt collar or centrally in the middle part of the collar of ladies' blouses;
- d) seventy-five square centimetres (75 cm²) for the logo on fly bonnetsear hoods.