

Equestrian Australia Limited



NATIONAL DRESSAGE RULES

Effective
1 January 2020

CLEAN VERSION

The Equestrian Australia National Dressage Rules may also be found on
the Equestrian Australia website: www.equestrian.org.au

Disclaimer: *Equestrian Australia believes all material produced for this publication is correctly and accurately researched. However, we give no warranty in relation thereto and disclaim liability for all claims against Equestrian Australia, its officers, employees or agents or any person associated, which may arise from any material contained within its pages that may be challenged by any persons.*

Table of Contents

Preamble.....	9
Glossary and definitions	9
SECTION 1 GENERAL CONDITIONS	12
1.1 Acceptance of the rules	12
1.2 Code of Conduct for the Welfare of the Horse	12
1.3 Abuse of the horse (<i>Article 142</i>, FEI General Regulations and EA rules).....	13
1.4 Bleeding	14
1.5 Protests, reports, appeals and Yellow Warning Cards	14
1.6 Anti-doping and medication control	15
1.7 Conflict of interest	15
SECTION 2 PACES AND MOVEMENTS	17
2.1 Objects and general principles	19
2.2 The halt	20
2.3 The walk	21
2.4 The trot	24
2.5 The canter	27
2.6 The rein back	31
2.7 The transitions	32
2.8 The half-halts	32
2.9 Changes of directions	32
2.10 Figures	33
2.11 Leg-yielding	35
2.12 The lateral movements	37
2.13 The pirouette, the half-pirouette and turn on the haunches	42
2.14 The passage	45
2.15 The piaffe	46
2.16 Impulsion	47
2.17 The collection	48
2.18 The position and aids of the rider	51
SECTION 3 DRESSAGE EVENTS.....	53
3.1 Approval of Official events	53
3.2 Competitions	53
3.3 Statement of liability	53
3.4 Timing of the draw	53

3.5	Conducting same test for different categories	53
3.6	Arena requirements	53
3.7	Entering the arena (See Annex D <i>Arena Familiarisation</i>)	54
3.8	Dismounting/Fall during test	54
3.9	Test time.....	55
3.10	Resistance/Disobedience.....	55
3.11	Unauthorised assistance.....	55
3.12	Movement and access of horses at competition grounds	55
3.13	Scale of marks	56
3.14	Called tests	57
3.15	Execution of tests	57
3.16	Use of voice	57
3.17	Penalties and Errors of Course.....	58
3.18	Lameness	59
3.19	Awards and placings.....	59
3.20	Prize money.....	60
3.21	Number/Level of judges required for Official Competitive and Official Participation Competitions....	60
3.22	Interruptions and risk management.....	61
3.23	Fall or injury to horse or rider	61
SECTION 4	CONDITIONS OF ENTRY.....	62
4.1	Authority to determine eligibility of horse and/or rider for competition.....	62
4.2	Entry of horses and riders.....	62
4.3	Scratchings/Withdrawals	62
4.4	Gear check	62
4.5	Youth events.....	62
4.6	Types of competitions at Official events	63
4.7	Types of competitions at Restricted events	63
4.8	Conditions of Entry for horses and ponies for all levels of Competitive and Participation competition	64
4.9	Upgrading points.....	69
4.10	Downgrading of horses/ponies	70
4.11	Conditions of Entry for Participation competitions	70
4.12	Hors Concours (HC).....	71
4.13	Declaration	71
4.14	Conditions of Entry table.....	72

SECTION 5	DRESS, SADDLERY AND EQUIPMENT	74
5.1	Compulsory dress by level and penalties for incorrect dress and equipment	74
5.2	Headgear and helmets	74
5.3	Footwear	75
5.4	Gaiters/Chapettes.....	75
5.5	Spurs.....	75
5.6	Whips.....	76
5.7	Shirts and neck wear	76
5.8	Jackets and coats	76
5.9	Pocket badges and Advertising	77
5.10	Saddles and saddlecloths.....	77
5.11	Bridles, nosebands and bits	77
5.12	Table of equipment permitted/not permitted	81
5.13	Lunging equipment	82
5.14	Ear hoods.....	82
5.15	Nose nets.....	82
5.16	Over-boots/Hoof boots	82
5.17	Protective coverings/ Boots/ Bandages.....	83
5.18	Exemption Cards and riders with a disability	83
5.19	Gear check list	84
5.20	Permitted bits	87
5.21	Permitted nosebands	91
5.22	Lunging Gear.....	92
5.23	Nose Net – Refer to rule 5.15.....	92
SECTION 6	ROLE OF OFFICIALS	93
6.1	Ground Jury	93
6.2	Appeal Committee	93
6.3	Technical Delegate (TD).....	94
6.4	Chef d’Equipe.....	95
6.5	Stewards	95
6.6	Chief Steward.....	97
6.7	FEI Steward.....	97
SECTION 7	RULES FOR OFFICIALS JUDGES AND ORGANISING COMMITTEES (OCs).....	98
7.1	Positioning judges around the arena.....	98

7.2	Inspection of arenas.....	99
7.3	Scale of marks.....	99
7.4	Execution of tests.....	99
7.5	Errors of Course	99
7.6	Allocation of marks and scoring	99
7.7	Unmarked movement	100
7.8	Protocol for judges accepting invitations to judge	100
7.9	Guidelines for reimbursement - Out-of-pocket expenses for judges, accredited FEI/EA Stewards	101
7.10	General items	102
7.11	Draw	102
7.12	Competitions	102
7.13	Maximum number of competitors per competition.....	103
7.14	Results.....	103
SECTION 8	FREESTYLES	104
8.1	Entry, salute and timing	104
8.2	Music	104
8.3	How to judge a Freestyle – Guidelines for Judges.....	105
8.4	Artistic marks.....	105
8.5	Execution of movements	105
8.6	Omissions or movements of a higher level	106
8.7	Execution of movements below requirements	106
8.8	Incorrect execution of any kind	107
8.9	Mistakes of the rider	107
8.10	Scoring of Freestyles.....	107
8.11	Table for Marking Omissions and Incorrect Execution in Freestyles	108
8.12	EA Levels – Compulsory/Permitted/Not Permitted movements for Freestyles.....	113
8.13	FEI Levels - Compulsory/Not Permitted movements for Freestyles.....	115
SECTION 9	YOUNG HORSE and YOUNG PONY	118
9.1	General conditions	118
9.2	Conduct of qualifying events.....	120
9.3	State Young Horse Championships.....	120
9.4	Australian Young Dressage Horse Championships.....	121
9.5	Consolation finals	124
9.6	Selection of Young Horses to represent Australia overseas	124

9.7	Guide for riders and judges.....	125
9.8	Young Horse tests	125
SECTION 10	AUSTRALIAN/STATE DRESSAGE CHAMPIONSHIPS AND FEI- SANCTIONED EVENTS.....	126
10.1	Administration.....	126
10.2	Conditions of Entry.....	126
10.3	Competition conditions	127
10.4	Withdrawals	127
10.5	State teams' competitions	127
10.6	Open teams' competitions.....	128
10.7	Officials.....	128
10.8	Horse inspections and swabbing	129
10.9	Determining of placings	129
10.10	Ground facilities	129
10.11	Other Australian Championships	130
10.12	State Dressage Championships	132
10.13	State Youth Dressage Championships.....	132
10.14	State Pony Dressage Championships.....	132
10.15	FEI-sanctioned events	133
10.16	Australian competitors overseas	133
SECTION 11	PARA-EQUESTRIAN DRESSAGE.....	135
11.0	Definitions, conditions and tests.....	135
11.1	Rules	136
11.2	Code of Conduct for welfare of the horse.....	136
11.3	Dressage objectives and general principles	136
11.4	Para-Equestrian dressage events	137
11.5	Participation	137
11.6	Draw	138
11.7	Dress, saddlery and equipment	138
11.8	Gear check.....	141
11.9	Commanders and callers	141
11.10	Officials	142
11.11	Arenas	142
11.12	Practice arenas	143
11.13	Prize Giving.....	143

11.14	Recommendation/Guidelines for organising committees	143
11.15	Australian Para-Equestrian Championships	144
11.16	State Para-Equestrian Championships	147
11.17	FEI-sanctioned events /Competitions.....	147
11.18	Para-Equestrian Guidelines	148
11.19	Execution of the Tests	149
11.20	Freestyle.....	150
SECTION 12	EQUESTRIAN AUSTRALIA DRESSAGE JUDGES AND STEWARDS IN AUSTRALIA.....	151
12.1	Code of Conduct for Accredited Dressage Judges.....	151
12.2	Equestrian Australia Dressage Judges Committee (EADJC) – Refer to Definitions.....	151
12.3	State Dressage Authority (SDA)	151
12.4	National Judges.....	152
12.5	Judges accreditation.....	152
12.6	Number and level of judges to judge Official Competitive and Participation Competitions	152
12.7	How to become a G level (Preliminary) dressage judge	152
12.8	General conditions to maintain accreditation	153
12.9	Requirements for judges to remain accredited.....	153
12.10	Upgrading judges	155
12.11	Requirements for upgrading to the next level	155
12.12	Examination requirements	158
12.13	EA Young Horse and Para-Equestrian judges and accreditation	158
12.14	Fast-track for FEI-level riders and/or Level 2 or 3 coaches to become judges	159
12.15	Judge Educators	160
12.16	Payment to Judge Educators and/or Mentors.....	161
12.17	Shadow judging and assessed sit-ins (Please also refer to Annex I for details)	162
12.18	Judges seminars	164
12.19	National or State Judges Symposium.....	164
12.20	Judges workshops	165
12.21	Exemptions from any prerequisites.....	165
12.22	Limitation of time	165
12.23	Examining Authority	165
12.24	Upgrading criteria	165
12.25	Lapsed accreditation and leave of absence	168
12.26	Interstate transfer	169

12.27	Foreign judges accredited under another national scheme	169
12.28	Complaints against EA judges for judging standards.....	170
12.29	Complaints against Judges for Inappropriate behaviour	170
12.30	Education and accreditation of Stewards	170
12.31	Potential applicants for FEI 3* or FEI PED 3* judge status.....	171
ANNEXES.....		172
Annex A	Dressage arenas and Diagrams of the geometry of riding movements	172
Annex B	FEI guidelines for pre- and post-competition training techniques.....	176
Annex C	Hot weather policy.....	178
Annex D	Arena familiarisation and altered circumstances at EA events	184
Annex E	Elimination and penalties	185
Annex F	Notes for dressage competitors.....	187
Annex G	Notes for dressage event organisers	192
Annex H	Categories of National dressage events and Regional and major club championships	203
Annex I	Dressage shadow judging and procedures for candidate judges and clubs	208
Annex J	Directives for assessing the degree of difficulty in Freestyle tests at FEI level	210

To be read in conjunction with the EA General Regulations and other EA policies and By-Law available on the EA website www.equestrian.org.au - These rules are effective from 1 Jan 2020. From this date on, all other texts covering the same matter are superseded

Preamble

The following rules have been adopted by Equestrian Australia (EA) and must be followed by all affiliated organisations conducting dressage events on behalf of EA or under EA rules. They follow as closely as possible the rules laid down by the Fédération Equestre Internationale (FEI). Some FEI rules have been modified to suit Australian conditions. If issues arise which are not covered in the EA rules then the FEI rules apply. In the event of a conflict between EA rules and FEI rules, the FEI rules will prevail. Any modified EA rules do not apply in a FEI-sanctioned event.

These rules cannot provide for every eventuality. In any unforeseen or exceptional circumstances, it is the duty of the appropriate official(s) to make a decision in a sporting spirit and adhere as closely as possible to the intention of these rules

Notwithstanding anything stipulated in these rules, the Equestrian Australian Dressage Committee (EADC) has full discretion and complete authority to omit, amend and interpret these rules in their absolute discretion and to give or to withhold any explanation of its decision.

These rules refer to EA dressage, FEI dressage at EA events, and Eventing dressage. For the rules relating to FEI-sanctioned dressage events refer to the FEI rules at www.fei.org.

Glossary and definitions

Below is a list of commonly used abbreviations and acronyms used throughout this rulebook.

Glossary of abbreviations and acronyms

AOR	Amateur Owner Rider
CDI	Concours de Dressage International
CDI-W, Y, J or P	Concours de Dressage International including World Cup, Young Riders, Juniors, Ponies
CEO	Chief Executive Officer
EA	Equestrian Australia Ltd
EADC	Equestrian Australia Dressage Committee
EADJC	Equestrian Australia Dressage Judges Committee
EOC	Error of Course
FEI	Federation Equestre Internationale
HC	Hors Concours
JSC	Judges Sub Committee
NF	National Federation (e.g. Equestrian Australia)
NO	National Office (of EA)
OC	Organising Committee
PE	Para-Equestrian
PR	Person Responsible
SDA	State Dressage Authority (e.g. State Dressage Committee)
YH	Young Horse

Definitions

Below is a list of definitions of commonly used terms:

- a) a **dressage test** is a series of prescribed movements performed by horse and rider and assessed by dressage judges
- b) a **dressage competition** is one or more horse and rider combinations performing the same prescribed test and assessed by dressage judges to determine the winner and ranking of performance
- c) a **dressage event** is comprised of one or more competitions between individual mounted competitors, performing specified dressage tests
 - an **Official event** is an event approved by the EA, conducted by an EA affiliated club or organisation, and comprised of Competitive and/or Participation competitions
 - a **Competitive** competition is one where grading points can be accrued and recorded
 - a **Participation** competition is one where grading points are not accrued and recorded
- d) a **Restricted event** is an event comprised of any level of test, conducted by an EA club for its own club members only and/or club activities for club members against invited EA members to a maximum level of Participation competition, up to and including current Novice test and Para-Equestrian tests
- e) the **bell** includes any device used to signal to a competitor
- f) **level** refers to the standards of tests. (See rule 4.8.2 *Definition of levels*)
- g) **Organising Committee** (OC) refers to an EA-affiliated organisation, group, society or body held to be responsible for the management of any dressage event
- h) **competition area** includes the competition arena and immediate surrounding area
- i) **exercise area** refers to the entire area covered by the park, centre, oval, showground or similar area where an event is being held
- j) **warm-up area** refers to an area designated by the OC as being the warm-up area for competitions
- k) **FEI-level** tests refer to FEI level tests run under EA rules; FEI tests refer to FEI tests run at FEI sanctioned events
- l) **horse** refers to horses and ponies unless 'pony' is otherwise specified
- m) **pony** refers to ponies not exceeding 149cm with shoes or 148cm without shoes
- n) a **Combination** refers to a horse or pony and rider combination
- o) a **Ground Jury** is made up of all of the officiating judges for an event or a competition
- p) the **Chef d'Equipe** is a person assigned to be the manager of a team
- q) **FEI-sanctioned event** refers to events that have approval from the FEI, i.e. CDI-W, Y, J or P or CDIPE
- r) a **Steward** is a trained, and currently accredited FEI or EA official responsible for ensuring that the event is conducted in accordance with the rules
- s) the **Chief Judge** is the judge positioned at C for the competition
- t) a **gear check** is having the horse and rider's equipment and attire inspected to ensure it complies with the rules
- u) Eventing Dressage – Refer to the National Eventing Rules - <https://www.equestrian.org.au/eventing-rules>

Equestrian Australian Dressage Committee (EADC)

The EADC operates under the powers delegated to it by Section 2 of the EA Committee By-Law. The EADC reports to the EA Board. In summary it has the following responsibilities:

- a) to formulate the strategic direction of the sport of dressage in Australia and facilitate its implementation
- b) to advise and offer recommendations to the Board on national rules and policies for the sport of dressage (including Para-Equestrian)
- c) to implement FEI policy and rules applicable to the sport
- d) to work cooperatively with the High Performance Manager, National Performance Director, State Dressage Authorities and other key stakeholders
- e) in conjunction with the National Education guidelines, maintain, train and appoint adequate numbers of national and FEI-qualified officials, who must be members of EA
- f) establish sub-committees for the sport subject to approval by National Board (e.g. the Equestrian Australia Dressage Judges Committee)

- g) promote and facilitate conduct of the sport in Australia within EA National policy
- h) facilitate the development of the sport for all participants, from youth riders to international level, within the framework of the EA strategic plan
- i) assist in raising funds within the framework of national policy of the Board

Equestrian Australian Dressage Judges Committee (EADJC)

The EADJC reports to the Equestrian Australia Dressage Committee (EADC) and is responsible for contributing to the development of policy and monitoring application of policy for the following:

- a) encouragement, support and ongoing education of dressage judges
- b) assessment and accreditation examinations of national dressage judges, including Para-Equestrian, in Australia
- c) selection, development of programs and mentoring of suitable National A level dressage judges who wish to become FEI accredited
- d) act as the final arbiter in issues related to judging standards and judges which have not been resolved by State Dressage Authorities (SDA) (These do not include cases that would be subject to a disciplinary tribunal established under the EA Disciplinary By-Law or related to the EA Member Protection Policy)
- e) assist in the development and implementation of the National Judges Seminars list
- f) assist in the conduct of national and international forums for judges, judge educators and mentors

SECTION 1 GENERAL CONDITIONS

1.1 Acceptance of the rules

- a) all members of the EA shall accept and be bound by these rules
- b) making an entry for any event constitutes implicit acceptance of these rules
- c) competitors are responsible for knowing and complying with these rules. It remains the full responsibility of the rider to comply with the equipment rules as outlined
- d) breach of the rules may entail elimination unless other penalties are stipulated
- e) EA Dressage rules apply from the time the horse arrives on the grounds

1.2 Code of Conduct for the Welfare of the Horse

The following code has been developed by the FEI and adopted by the EA:

1. At all stages during the preparation and training of competition horses, welfare must take precedence over all other demands

- a) *good horse management* — Stabling, feeding and training must be compatible with good horse management and must not compromise welfare of the horse. Any practices that could cause physical or mental suffering, in or out of competition, will not be tolerated
- b) *training methods* — horses must only undergo training that matches their physical capabilities and level of maturity for their respective disciplines. They must not be subjected to any training methods which are abusive, cause fear or for which they have not been properly prepared
- c) *farriery and tack* — Foot care and shoeing must be of a high standard. Tack must be designed and fitted to avoid the risk of pain or injury
- d) *transport* — During transportation, horses must be fully protected against injuries and other health risks. Vehicles must be safe, well ventilated, maintained to a high standard, disinfected regularly and driven by competent staff. Competent handlers must always be available to manage the horses
- e) *transit* — All journeys must be planned carefully and horses permitted regular rest periods with access to food and water in line with FEI guidelines

2. Horses and riders must be fit, competent and in good health before they are permitted to compete

- a) *fitness and competence* — Participation in competition must be restricted to fit horses and riders of proven competence
- b) *health status* — No horse showing symptoms of disease, lameness, significant ailments or pre-existing clinical conditions should compete or continue to compete if its welfare would be compromised. Veterinary advice must be sought whenever there is any doubt
- c) *doping and medication* — Abuse of medication and doping is a serious welfare issue and will not be tolerated. After any veterinary treatment, sufficient time must be permitted for the horse's full recovery before competition
- d) *surgical procedures* — Any surgical procedures that threaten a competing horse's welfare or the safety of other horses and/or riders must not be permitted
- e) *pregnant/Recently foaled mares* — A mare must not compete after their fourth month of pregnancy or with foal at foot
- f) *misuse of aids* — Abuse of a horse using natural riding aids or artificial aids (e.g. whips, spurs, etc) will not be tolerated

3. Events must not prejudice horse welfare

- a) *competition areas* — horses must only be trained and compete on suitable and safe surfaces. All obstacles must be designed with the safety of the horse in mind
- b) *ground surfaces* — All ground surfaces which horses walk, train or compete on must be designed and maintained to reduce factors that could lead to injuries. Particular attention must be paid to the preparation, composition and upkeep of surfaces
- c) *extreme weather* — Competitions must not take place in extreme weather conditions if the welfare or safety of the horse may be compromised. Provision must be made for cooling horses quickly after competing in hot or humid conditions. (Refer to Annex C EA Hot Weather Policy)
- d) *stabling at events* — Stables must be safe, hygienic, comfortable, well-ventilated and of sufficient size for the type and disposition of the horse. Appropriate feed and clean bedding, fresh drinking water and washing-down water must always be available
- e) *fitness to travel* — After competition a horse must be fit to travel in accordance with the FEIs guidelines

4. Every effort must be made to ensure that horses receive proper attention after they have competed and that they are treated humanely when their competition careers are over

- a) *veterinary treatment* — Veterinary expertise must always be available at an event. If a horse is injured or exhausted during a competition, the rider must dismount and a veterinarian must check the horse
- b) *referral centres* — Wherever necessary, the horse should be collected by ambulance and transported to the nearest relevant treatment centre for further assessment and therapy. Injured horses must be given full supportive treatment before transport
- c) *competition injuries* — The incidence of injuries sustained in competition should be monitored. Ground surface conditions, frequency of competitions and any other risk factors should be examined carefully to indicate ways to minimise injuries
- d) *euthanasia* — If injuries are sufficiently severe, the horse may need to be euthanased by a veterinarian as soon as possible on humane grounds and with the sole aim of minimising suffering
- e) *retirement* — Every effort should be made to ensure that horses are treated sympathetically and humanely when they retire from competition

5. The FEI urges all those involved in equestrian sport to attain the highest possible levels of education in their areas of expertise relevant to the care and management of the competition horse

1.3 Abuse of the horse (Article 142, FEI General Regulations and EA rules)

No person may abuse a horse during an event or at any other time. 'Abuse' means an action or omission that causes or is likely to cause pain or unnecessary discomfort to a horse, including without limitation any of the following:

- a) whipping or beating a horse excessively
- b) subjecting a horse to any kind of electric shock device
- c) using spurs excessively or persistently
- d) jabbing the horse in the mouth with the bit or any other device
- e) competing on an exhausted, lame or injured horse
- f) 'rapping' a horse
- g) abnormally sensitise or desensitise any part of a horse
- h) leaving a horse without adequate food, drink or exercise
- i) using any device or equipment which causes excessive pain to the horse if it knocks down an obstacle

1.3.1 Reporting of abuse

Anyone witnessing an incident of abuse must report it in the form of a protest (see EA General Regulations *Article 163*) to the OC immediately or within 14 days of the incident to the State EA office, which has the option of passing it to the Disciplinary Tribunal. Competitors are alerted to the fact that, as well as FEI and EA General Regulation 142, cruel application of spurs, whips or bits is illegal in some Australian states and territories.

1.3.2 Unable to fulfil the requirements of the test

Where the Judge at C is of the opinion that the horse and rider combination:

- a) are not able to fulfil the requirements of the level of the test; and/or
- b) the performance is not in the best interests of the horse's welfare; and/or
- c) shows abusive riding, the combination will be eliminated
- d) there is no appeal against this decision

1.4 Bleeding

- a) if the Judge at C sights fresh blood anywhere on the horse during the test, they will stop the horse to check. If the horse shows fresh blood, it will be eliminated. The elimination is final. If the judge clarifies through examination that the horse shows no fresh blood, the test may resume.
- b) the sighting of any fresh blood on the horse at the gear check prior to or during the test will entail elimination. There is no appeal against this decision
- c) if the Steward or gear checker discover fresh blood in the horse's mouth or in the area of the spurs at the end of the test, they inform the Judge at C, who will eliminate the horse. If the Steward or gear checker discover fresh blood anywhere else on the horse's body at the end of the test, the horse is not automatically eliminated, but the Judge at C may eliminate the horse
- d) a veterinarian may inspect the horse after elimination to decide if the horse is fit to continue in another test and inform the OC in writing of the decision prior to that test. The veterinarian's opinion is final

1.4.1 Protective covering

Any form of protective skin covering on the horse such as plaster/tape/belly band covering or towel, whether the skin is broken or not, is strictly forbidden at an event and will entail elimination if used. Refer to 5.17.

1.5 Protests, reports, appeals and Yellow Warning Cards

Officials and competitors need to abide by the Codes of Conduct as contained in the EA Member Protection Policy. Refer to the EA General Regulations Articles 163, 164 and 165, EA Codes of Conduct, EA Member Protection Policy and its associated Attachment D1 Complaints Procedures, EA Disciplinary By-laws at www.equestrian.org.au for processes.

Refer to EA General Regulations *Article 169.6.3* for the potential penalty in relation to complaints about incorrect behaviour towards event officials or any other party connected with the event (e.g. other rider, journalist, public member, etc).

1.5.1 A Yellow Warning Card may be imposed on the parties concerned or the Person Responsible (PR) for the following:

- a) abuse of horse (an action or omission involving the mistreatment of a horse). Any incidents considered to be serious Abuse of the Horse may be better dealt with through the formal Protest procedure as outlined in Dressage Rule 1.3.1. However, it is possible to both issue a Yellow Warning Card and pursue formal protest procedure

- b) abuse of an Official (including abusive or bullying behaviour directed to an Official and conduct directed toward an Official that denigrates the Official)
- c) failure to follow a direction of an Official relating to compliance with these rules
- d) serious infringements involving Abuse of Horse, Abuse of an Official or failure to follow a direction relating to compliance with these Rules must incur a Yellow Warning Card, unless lodged as a formal protest and subject to EA General Regulations (see above)

1.5.2 An Official for the purpose of awarding a Yellow Warning Card is any of the following:

- an FEI or National-accredited Steward
- an EA Technical Delegate
- an FEI-accredited Judge
- an EA National Judge Educator

An Official may issue a Yellow Warning Card only when officiating at an Event. They can be given either by hand or any other suitable means and will state the reason for the Yellow Warning Card-

The Official who awards the Yellow Warning Card must notify the Person Responsible, the Ground Jury where applicable and the CEO of the State Branch where the incident occurred of the Yellow Warning Card as soon as possible.

The Yellow Warning Card is to be delivered personally during the Period of the Event. If after reasonable efforts the Person Responsible cannot be notified during the Period of the Event that they have received a Yellow Warning Card, the Person Responsible must be notified in writing within fourteen (14) days of the Event. A Yellow Warning Card may be issued in addition to any other sanction(s) that may be issued in accordance with the EA General Regulations and/or the relevant Sport Rules.

1.5.3 It is preferable for a Parent/Guardian to be present when a rider under the age of 18 is issued with the Yellow Warning Card.

1.5.4 Should the same Person Responsible receive one (1) or more Yellow Warning Card(s) at the same or any other Event (whether Australian or International) within one year of the award of the first Yellow Warning Card, the matter shall be referred to the State Branch CEO who shall determine whether to refer the Person Responsible to a Judicial Committee

1.5.5 The Official who awards that Yellow Warning Card, will advise the State Branch CEO (from the State the event occurred in) and State Dressage Committee (from the State that the event occurred in) of the issue of Yellow Warning Card/s and the reasons for its issue within 48 hours after the delivery of the Yellow Warning Card to the Person Responsible. The State Branch CEO shall advise EA within 72 hours thereafter. EA will arrange for the Yellow Warning Card issued to be entered into its national database.

1.5.6 A Yellow Warning Card is a decision arising from the field of play and as such there is no Appeal against the issuing of a Yellow Warning Card

1.6 Anti-doping and medication control

Horses and riders may be subject to random in-competition testing. Refer to the EA and FEI Equine Anti-doping and Medication Control Rules (EADMC) and the EA (Rider) Anti-doping Policy. For more information visit www.equestrian.org.au, www.fei.org or www.asada.gov.au.

1.7 Conflict of interest

For the guidelines relating to any conflict of interest, refer to EA General Regulations, *Article 158* and please note the following additions as detailed below.

1.7.1 People may *not* officiate as a judge of an event if:

- a) they are officiating as a veterinary officer for the same event
- b) they are a member of the Appeal Committee for the same event
- c) they are a Chef d'Equipe or team official for competitors entered in the event

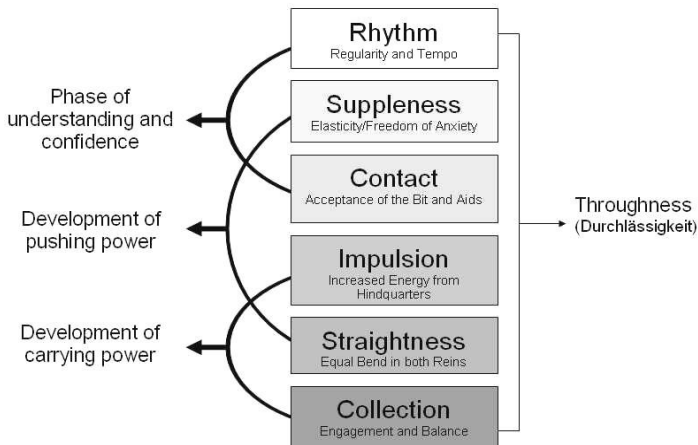
1.7.2 People may *not* officiate as a judge of a competition if:

- a) a rider in the competition is a family member
- b) they are in a National Elite Squad and are asked to judge a fellow member of the same squad in a Grand Prix competition
- c) they have given or ridden in a riding clinic within 2 weeks prior to the event and a rider, coach or horse who has participated in that clinic will be in the competition
- d) they are providing or receiving private billeted accommodation from/to a competitor scheduled to be in the competition they are judging
- e) they are an owner or part owner of a horse taking part in that competition
- f) they regularly give or receive training/coaching from/to a horse and/or rider taking part in the competition
- g) they have a financial interest in a horse in the competition
- h) they are an employee or employer of a competitor in the competition
- i) when accepting judging invitations, a judge must declare a conflict of interest in any person or horse who has entered if, within 12 months immediately preceding the event, they have:
 - trained
 - owned/part owned
 - or had any other business interest in that horse and/or rider
- j) Judge Educators/Mentors must also follow these principles when carrying out shadow judging/sit-in

SECTION 2 PACES AND MOVEMENTS

This section details the paces and movements required in dressage and is taken from the FEI Rules for Dressage Events. Please refer to the *FEI Dressage Handbook Guidelines for Judging* for further assistance for judges and riders.

The Training Scale is a German-based training system. It the most important guideline for trainers and riders for developing correctly trained dressage horses. It consists of 6 parts, or building blocks, that must be taken in conjunction with each other. The 6 parts are outlined below:



1. **Rhythm** (*Takt*)

This refers to the regularity, which is the correct sequence and timing of the footfalls.

2. **Suppleness** (*Losgelassenheit*)

Suppleness and relaxation. The complete absence of tension and is an essential aim of the preliminary training phase. Relaxation is meant in both the mental and physical sense.

3. Contact (*Anlehnung*)

Contact is a soft, steady, connection between the rider's hands and horse's mouth. The horse should go rhythmically forward from the rider's driving aids and 'seek' a contact with the rider's hands.

4. Impulsion (*Schwung*)

This term is used to describe the transmission of energy from the hindquarters being transmitted into the athletic movement of the horse.

5. Straightness

A horse is said to be straight when its forehand is in line with its hindquarters; that is, when its longitudinal axis is in line with the straight or curved track it is following.

6. Collection

To enable a horse to be collected correctly, all the former criteria must be fulfilled. The aim of collection is to improve the balance and equilibrium of the horse, and to develop and increase the horse's ability to lower and engage the quarters for the benefit of the lightness and mobility of the forehand. If the carrying capacity of the hindquarters is sufficiently developed, the horse is then in a position to move in balance and self-carriage in all three paces.

2.1 Objects and general principles

The object of dressage is the development of the horse into a happy athlete through harmonious education. As a result it makes the horse calm, supple, loose and flexible, but also confident, attentive and keen, thus achieving perfect understanding with its rider. These qualities are demonstrated by:

- the freedom and regularity of the paces
 - the harmony, lightness and ease of the movements
 - the lightness of the forehand and the engagement of the hindquarters, originating in a lively impulsion
 - the acceptance of the bridle, with submissiveness throughout and without any tenseness or resistance
-
- a) the horse thus gives the impression of doing of its own accord what is required of him. Confident and attentive, submitting generously to the control of the rider, remaining absolutely straight in any movement on a straight line and bending accordingly when moving on curved lines
 - b) the walk is regular, free and unconstrained
 - c) the trot is regular, free, supple and active
 - d) the canter is united, light and balanced. The hindquarters are never inactive or sluggish. They respond to the slightest indication of the rider and thereby give life and spirit to all the rest of its body
 - e) by virtue of a lively impulsion and the suppleness of the joints, free from the paralysing effects of resistance, the horse obeys willingly and without hesitation and responds to the various aids calmly and with precision, displaying a natural and harmonious balance both physically and mentally
 - f) in all the work, even at the halt, the horse must be 'on the bit'. A horse is said to be 'on the bit' when the neck is more

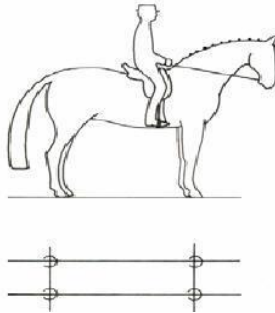
or less raised and arched according to the stage of training and the extension or collection of the pace, accepting the bridle with a light and consistent, soft, submissive contact. The head should remain in a steady position, as a rule slightly in front of the vertical, with a supple poll as the highest point of the neck, and no resistance should be offered to the rider

- g) cadence is shown in trot and canter and is the result of the proper harmony that a horse shows when it moves with well-marked regularity, impulsion and balance. Cadence must be maintained in all the different trot or canter exercises and in all the variations of these paces
- h) the regularity of the paces is fundamental to dressage

2.2 The halt

- a) at the halt, the horse should stand attentive, engaged motionless, straight and square with the weight evenly distributed over all four legs. The neck should be raised, the poll as the highest point and the nose line slightly in front of the vertical. While remaining 'on the bit' and maintaining a light and soft contact with the rider's hand, the horse may quietly chew the bit and should be ready to move off at the slightest indication of the rider
- b) the halt must be shown for at least 3 seconds
- c) the halt should be shown throughout the salute
- d) the halt is obtained by the displacement of the horse's weight to the hindquarters by a properly increased action of the seat and legs of the rider, driving the horse towards a softly closed hand, causing an almost instantaneous but not abrupt halt at a previously fixed place. The halt is prepared by a series of half halts

- e) the quality of the paces before and after the halt is an integral part of the assessment



2.3 The walk

- a) the walk is a marching pace in a regular 4-time beat (left hind, left fore, right hind, right fore) with equal intervals between each beat. This regularity combined with full relaxation must be maintained throughout all walk movements
- b) when the foreleg and the hind leg on the same side move almost on the same beat, the walk tends to become an almost lateral movement. This irregularity, which might become an ambling movement, is a serious deterioration of the pace
- c) the following walks are recognised: Collected, Medium, Extended and Free
- d) there should always be a clear difference in the attitude and over-tracking in these variations
- e) a 'step' in walk constitutes one step by a foreleg

2.3.1 Medium walk

Medium walk is a clear, regular and unconstrained walk of moderate lengthening. The horse, remaining 'on the bit', walks energetically but relaxed, with even and determined steps, the hind feet touching the ground in front of the hoof prints of the fore feet. The rider maintains a light, soft and steady contact with the mouth, allowing the natural movement of the head and neck.

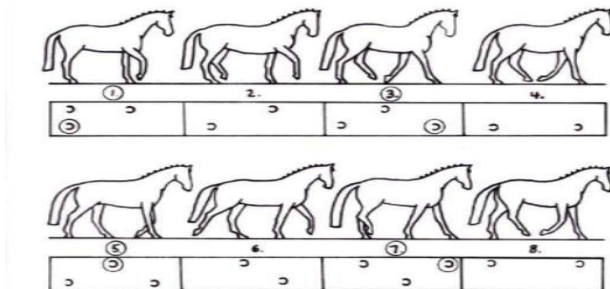
2.3.2 Collected walk

In the collected walk, the horse, remains 'on the bit', moves resolutely forward, with its neck raised and arched and showing a clear self-carriage. The head approaches the vertical position and a light contact is maintained with the mouth. The hind legs are engaged with good hock action. The pace should remain marching and vigorous, the feet being placed in regular sequence. The steps cover less ground and are higher than at the medium walk, because all the joints bend more markedly. The collected walk is shorter than the medium walk, although showing greater activity.

2.3.3 Extended walk

In the extended walk, the horse covers as much ground as possible, without haste and without losing the regularity of the steps. The hind feet touch the ground clearly in front of the footprints of the fore feet. The rider allows the horse to stretch out the head and neck (forward and downwards) without losing contact with the mouth and control of the poll. The nose must be clearly in front of the vertical.

The walk is a pace in 4-beat rhythm with 8 phases - (numbers in circles indicate the beat)



2.3.4 Free walk on a long rein

The free walk on a long rein is a pace of relaxation in which the horse is permitted enough freedom to lower and stretch out his head and neck while the rider maintains a light contact through the rein.

2.3.5 Stretching on a long rein

In order to execute the exercise 'stretching on a long rein' correctly:

- a) the rider allows the horse to take the reins gradually and smoothly as the horse stretches his neck forward and downward
- b) the mouth should reach more or less to the horizontal line corresponding with the point of the shoulder
- c) a light, elastic and consistent contact with the rider's hands must be maintained
- d) the horse covers as much ground as possible, without haste and with losing the regularity of his steps, the hind feet touching the ground clearly in front of the foot prints of the forefeet
- e) during the retake of the reins the horse must accept the contact without resistance in the jaw, mouth or poll

2.4 The trot

- a) the trot is a 2-beat pace of alternate diagonal legs (left fore and right hind leg together and vice versa) separated by a moment of suspension
- b) the trot should show free, active and regular steps
- c) the quality of the trot is judged by the general impression, i.e. the regularity and elasticity of the steps, the cadence and impulsion in both collection and extension. This quality originates from a supple back and well-engaged hindquarters, and by the ability to maintain the same rhythm and natural balance within all variations of trot
- d) all trot-work is executed 'sitting', unless otherwise indicated in the test concerned
- e) the following trots are recognised: Working, Lengthening of Steps, Collected, Medium and Extended

2.4.1 Working trot

The working trot is a pace between collected and medium trot, in which a horse's training is not yet developed enough and ready for collected movements. The horse, showing proper balance and remaining 'on the bit', goes forward with even elastic steps and good hock action with the hind feet touching the ground in front of the hoof prints of the front feet. The expression 'good hock action' underlines the importance of an impulsion originating from the activity of the hindquarters.

2.4.2 Collected trot

The horse, while remaining 'on the bit', moves forward with the neck raised and arched. The hocks, being well engaged and flexed, must maintain an energetic impulsion, enabling the shoulders to move with greater mobility, thus demonstrating complete self-carriage. The horse's steps are shorter than in the other trots, but

elasticity and cadence are not lessened.

2.4.3 Medium trot

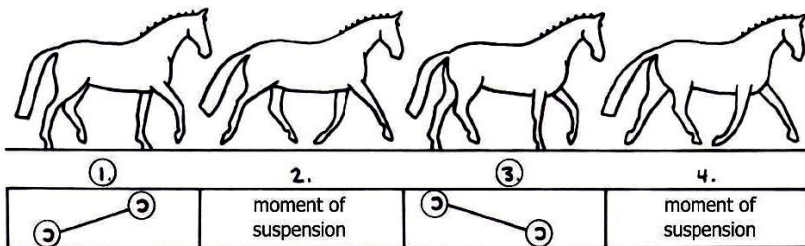
The medium trot is a pace of moderate lengthening compared to extended trot, but 'rounder' than the latter. Without hurrying the horse goes forward with clearly lengthened steps and with impulsion from the hindquarters. The rider allows the horse to carry the head a little more in front of the vertical than at the collected and the working trot, and to lower the head and neck slightly. The steps should be even, and the whole movement balanced and unconstrained.

2.4.4 Extended trot

In the extended trot, the horse covers as much ground as possible. Without hurrying the steps are lengthened to the utmost as a result of great impulsion from the hindquarters. The rider allows the horse to lengthen the frame with a controlled poll, and to gain ground. The fore feet should touch the ground on the spot towards which they are pointing. The movement of the fore and hind legs should reach equally forward in the moment of the extension. The whole movement should be well balanced and the transition to collected trot should be smoothly executed by taking more weight on the hindquarters.

2.4.5 Lengthening of steps

In the national (EA) tests for Preliminary and Novice and the test for 4-year-old horses, 'lengthening of steps' is required. This is a variation between the working and medium trot in which a horse's training is not developed enough for medium trot.



The trot is a pace in 2-beat rhythm with 4 phases - (Numbers in circles indicate the beat.)

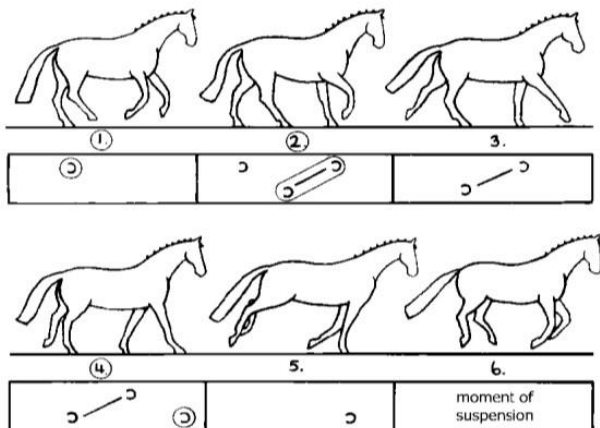
2.4.6 Stretching on a long rein

- a) the 'stretching on a long rein' exercise gives a clear impression of the 'throughness' of the horse and proves its balance, suppleness, obedience and relaxation. In order to execute the exercise 'stretching on a long rein' correctly, the rider must lengthen the reins as the horse stretches gradually forward and downward
- b) as the neck stretches forward and downwards, the mouth should reach more or less to the horizontal line corresponding with the point of the shoulder
- c) an elastic and consistent contact with the rider's hands must be maintained
- d) the pace must maintain its rhythm, and the horse should remain light in the shoulders with the hind legs well engaged
- e) during the retake of the reins the horse must accept the contact without resistance in the mouth or poll

2.5 The canter

- a) the canter is a 3-beat pace where, in canter to the right, the footfalls are as follows: left hind, left diagonal (simultaneously left fore and right hind), right fore, followed by a moment of suspension with all four feet in the air before the next stride begins
- b) the canter should be moved into without hesitation, and always with light, cadenced and regular strides
- c) the quality of the canter is judged by the general impression, i.e. the regularity and lightness of the steps and the uphill tendency and cadence originating from the acceptance of the bridle with a supple poll and in the engagement of the hindquarters with an active hock action – and by the ability of maintaining the same rhythm and a natural balance, even after a transition from one canter to another. The horse should always remain straight on straight lines and correctly bent on curved lines
- d) the following canters are recognised: Working, Lengthened Strides, Collected, Medium, Extended and including Counter Canter, Simple Change of Leg and Flying Change of Leg.

The canter is a pace in 3-beat rhythm with 6 phases - (Numbers in circles indicate the beat.)



2.51 Working canter

The working canter is a pace between the collected and the medium canter, in which a horse's training is not yet developed enough and ready for collected movements. The horse shows natural balance while, remaining 'on the bit', and goes forward with even, light and active strides and good hock action. The expression 'good hock action' underlines the importance of an impulsion originating from the activity of the hindquarters.

2.5.2 Collected canter

In the collected canter the horse, remaining 'on the bit', moves forward with its neck raised and arched. The hocks, being well engaged, maintain an energetic impulsion, enabling the shoulders to move with greater mobility thus demonstrating complete self-carriage and an uphill tendency. The horse's strides are shorter than in the other canters, without losing elasticity and cadence.

2.5.3 Medium canter

The medium canter is a pace between working and extended canter. Without hurrying the horse goes forward with clearly lengthened strides and impulsion from the hindquarters. The rider allows the horse to carry the head a little more in front of the vertical than in the collected and working canter and at the same time allows him to lower the head and neck slightly. The strides should be balanced and unconstrained.

2.5.4 Extended canter

In the extended canter the horse covers as much ground as possible. Without hurrying, the strides are lengthened to the utmost. The horse remains calm, light and straight as a result of great impulsion from the hindquarters. The rider allows the horse to lengthen the frame with a controlled poll and to gain ground. The whole movement should be well balanced and the transitions to collected canter should be smoothly executed by taking more weight on the hindquarters.

2.5.5 Lengthening of strides

In the national (EA) Novice tests and the test for 4-year-old s, 'lengthening of strides' is required. This is a variation between the working and medium canter in which a horse's training is not developed enough for medium canter.

2.5.6 Counter-canter

The counter-canter is a balancing and straightening movement that must be executed in collection. The horse canters in correct sequence with the outside foreleg leading with positioning to the side of the leading leg. The foreleg should be aligned to the same track as the hind leg.

2.5.7 Simple change of leg at the canter

Simple change of leg at the canter is a movement which, after a direct transition out of the canter into a walk, with 3 to 5 clearly defined walk steps, a transition is made into the other canter lead.

2.5.8 Flying change of leg

- a) the flying change is performed in one stride with the front and hind legs changing at the same moment. The change of the leading front leg and hind leg takes place during the moment of suspension. The aids should be precise and unobtrusive
- b) the aim of the flying changes is to show the reaction, sensitivity and obedience of the horse to the aids for the change of leg
- c) flying changes of leg can also be executed in series, for instance at every 4th, 3rd, 2nd or at every stride
- d) the horse, even in the series of changes, remains light, calm and straight with lively impulsion, maintaining the same rhythm and balance throughout. In order not to restrict or restrain the lightness and fluency and groundcover of the flying changes of leg in series, enough impulsion must be maintained

2.5.9 Give and retake the reins in canter

Giving and retaking the reins is a test of self-carriage and whether or not the contact is correct.

In order to execute the exercise correctly, the rider moves his hands forward along the neck for the number of strides specified in the test, giving up the contact with the horse's mouth. The horse maintains the same position of head and neck throughout the exercise.

2.6 The rein back

- a) the rein back is a rearward diagonal movement with a two-beat rhythm but without a moment of suspension
- b) each diagonal pair of legs is raised and returned to the ground alternatively, with the forelegs aligned on the same track as the hind legs
- c) during the entire exercise, the horse, should remain 'on the bit', maintaining its desire to move forward.
- d) anticipation or precipitation of the movement, resistance to or evasion of the contact, deviation of the hindquarters from the straight line, spreading or inactive hind legs and dragging forefeet are serious faults
- e) the steps are counted as each foreleg moves back
- f) after completing the required number of steps backward, the horse should show a square halt, or move forward in the required pace immediately
- g) in tests where a rein back of one horse's length is required, it should be executed with 3 or 4 steps
- h) a rein back series (*Schaukel* or see-saw) is a combination of two rein backs with walk steps in between. It should be executed with fluent transitions and the required number of steps

2.7 The transitions

The changes of pace and variations within the paces should be exactly performed at the prescribed marker. The cadence (except in walk) should be maintained up to the moment when the pace or movement is changed or the horse halts. Transitions within the pace must be clearly defined whilst maintaining the same rhythm and cadence throughout. The horse should remain light in hand, calm and maintain a correct position. The same applies to transitions from one movement to another, for instance from the passage to the piaffe and vice-versa.

2.8 The half-halts

Every movement or transition should be invisibly prepared by barely perceptible half-halts. The half-halt is an almost simultaneous, coordinated action of the seat, the legs and the hand of the rider, with the object of increasing the attention and balance of the horse before the execution of the movements or transitions to lower and higher paces. In shifting slightly more weight onto the horse's hindquarters, the engagement of the hind legs and the balance on the haunches are improved for the benefit of the lightness of the forehand and the horse's balance as a whole.

2.9 Changes of directions

In changes of direction, the horse should adjust the bend of its body to the curvature of the line it follows, remaining supple and following the indications of the rider, without any resistance or change of pace, rhythm or speed. Changes of direction can be executed in the following ways:

- a) right angle turns including riding through the corner
(one quarter of a volte of approx 6 m diameter)
- b) short and long diagonal
- c) half-voltes and half-circles, with changes of rein

- d) half-pirouettes and turn on the haunches
- e) serpentine loops
- f) counter changes of hand in zigzag* where the horse should be straight for a moment before changing direction.

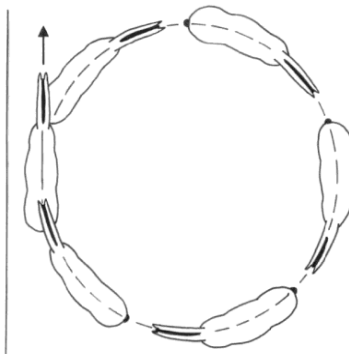
* Zigzag: a movement containing more than two half-passes with changes of direction. See rule 2.12.5

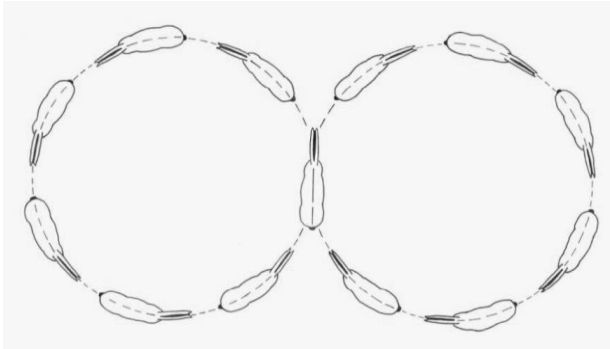
2.10 Figures

The figures asked in dressage tests are the voltes, serpentines and the figures of eight.

2.10.1 Volte

The Volte is a circle of 6, 8 or 10 metres diameter. If larger than 10 metres it is a circle.

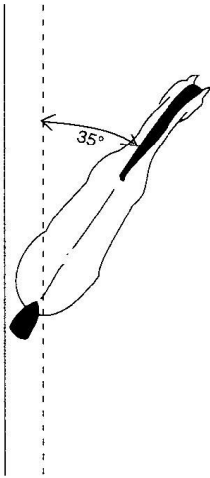




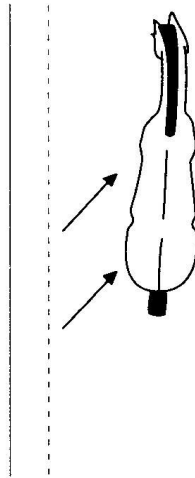
2.11 Leg-yielding

- a) the aim of leg-yielding is to demonstrate the suppleness and lateral responsiveness of the horse
- b) the exercise is performed in working trot
- c) the horse is almost straight, except for a slight flexion at the poll away from the direction in which it moves, so that the rider is just able to see the eyebrow and nostril on the inside
- d) the inside legs pass and cross in front of the outside legs
- e) leg-yielding should be included in the training of the horse before it is ready for collected work
- f) Later on, together with the more advanced shoulder-in movement, it is the best means of making a horse supple, loose and unconstrained for the benefit of the freedom, elasticity and regularity of its paces and the harmony, lightness and ease of its movements

- g) leg-yielding can be performed 'on the diagonal', in which case the horse should be as nearly as possible parallel to the long sides of the arena, although the forehand should be slightly in advance of the hindquarters. It can also be performed 'along the wall', in which case the horse should be at an angle of about 35 degrees to the direction in which they are moving



Leg yielding along the wall



Leg yielding on the diagonal

2.12 The lateral movements

- a) the main aim of lateral movements (except leg-yielding) is to develop and increase the engagement of the hindquarters and thereby also the collection
- b) in all lateral movements (i.e. shoulder-in, travers, renvers, half-pass) the horse is slightly bent and moves with the forehand and the quarters on different tracks
- c) the bend or flexion must never be exaggerated so that it impairs the rhythm, the balance and fluency of the movement
- d) in the lateral movements, the pace should remain free and regular, maintaining a constant impulsion, yet it must be supple, cadenced and balanced. The impulsion is often lost because of the rider's preoccupation with bending the horse and pushing it sideways

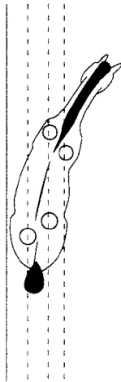
2.12.1 Shoulder-in

The shoulder-in exercise is performed in collected trot. The horse is ridden with a slight but uniform bend around the inside leg of the rider, maintaining engagement and cadence at a constant angle of approximately 30 degrees. The horse's inside foreleg passes and crosses in front of the outside foreleg; the inside hind leg steps forward under the horse's body weight following the same track of the outside fore leg, with the lowering of the inside hip. The horse is bent away from the direction from which it is moving (see Illustration 1).

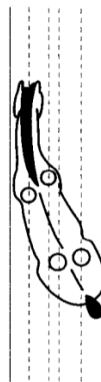
2.12.2 Travers

- a) the aim of the travers is to show a fluent collected trot movement on a straight line and a correct bend. Front and hind legs are crossing, balance and cadence are maintained
- b) this exercise can be performed in collected trot or collected canter

- c) the horse is slightly bent around the inside leg of the rider but with a greater degree of bend than the shoulder-in
- d) a constant angle of approximately 35 degrees should be shown (from the front and from behind one sees 4 tracks)
- e) the forehand remains on the track and the quarters are moved inwards
- f) the horse's outside legs pass and cross in front of the inside legs. The horse is bent in the direction of movement
- g) to start the travers, the quarters must leave the track or, after a corner or circle, are not brought back onto the track
- h) at the end of the travers, the quarters are brought back on the track (without any counter-flexion of the poll/neck) as one would finish a circle (see illustration 2)



Shoulder in (illustration 1)



Travers (illustration 2)

2.12.3 Renvers

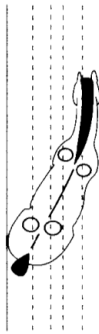
- a) the aim of renvers is to show a fluent, collected trot movement on a straight line with a greater degree of bend than in shoulder-in. The fore and hind legs cross, balance and cadence are maintained
- b) in the renvers the hindquarters remain on the track while the forehand is moved inward.
- c) this is the inverse movement in relation to travers
- d) to finish the renvers the forehand is aligned with the quarters on the track. Otherwise, the same principles and conditions that apply to travers are applicable as at renvers (see illustration 3)
- e) the horse is slightly bent around the leg of the rider
- f) the horse's outside legs pass and cross in front of the inside legs
- g) the horse is bent in the direction in whilst it is moving (see illustration 3)

2.12.4 Half-pass

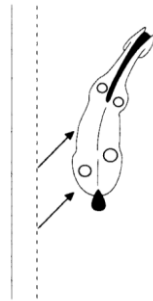
The half-pass is a variation of travers, executed on a diagonal line instead of along the wall. It can be performed in collected trot or collected canter.

- a) the aim of half-pass in *trot* is to show a fluent, collected trot movement on a diagonal line with a greater degree of bend than in shoulder-in
- b) in the half-pass the fore and hind legs cross, balance and cadence are maintained
- c) the aim of half-pass in *canter* is to both demonstrate and develop the collection and suppleness of the canter by moving fluently forwards and sideways without any loss of rhythm, balance or softness and submission to the bend

- d) the horse should be slightly bent in the direction in which it is moving and bent around the inside leg of the rider
- e) the horse should maintain the same cadence throughout the whole movement. In order to give more freedom and mobility to the shoulders, it is of great importance that the impulsion is maintained, especially the engagement of the inside hind leg
- f) in the half-pass the horse's body is nearly parallel to the long side of the arena with the forehand slightly in advance of the hindquarters (see illustration 4)



Renvers (illustration 3)



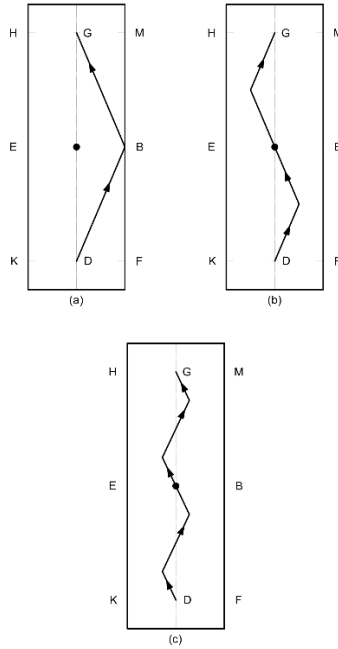
Half-Pass (illustration 4)

2.12.5 Counter changes of hand

This is a change of direction within half pass whether in trot or canter

- a) a single counter change is when the horse goes, for example, in half pass to the right and then changes direction and goes in half pass to the left (Diagram a below)
- b) two counter changes in trot or canter would mean that the horse goes for example to the right, to the left and then again to the right (Diagram b below)

In the Grand Prix, the zig zag in canter is 5 half passes either side of centre line which is 4 counter changes of hand.



2.13 The pirouette, the half-pirouette and turn on the haunches

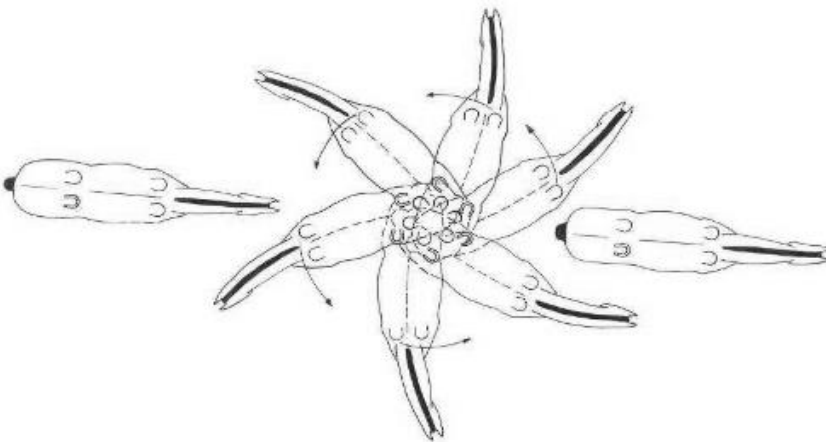
2.13.1 Pirouette/Half-pirouette

The aim of the pirouette and half-pirouette in canter is to demonstrate the willingness of the horse to turn around the inside hind leg on a small radius, slightly bent in the direction of the turn while maintaining the activity and the clarity of the canter, the straightness and the balance before and after the figure, and clear canter strides during the turn. In the pirouette or half-pirouette in canter, the judges should be able to recognise a real canter stride although the feet of the diagonal – inside hind leg, outside front leg – are not touching the ground simultaneously.

- a) the pirouette is a turn of 360 degrees/180 degrees executed on 2 tracks, with a radius equal to the length of the horse and the forehand moving round the haunches
- b) pirouettes/half-pirouettes are usually carried out at collected walk or canter but can also be executed at piaffe
- c) in the pirouette/half-pirouette the fore feet and outside hind foot move round the inside hind foot. The inside hind leg describes a circle as small as possible
- d) at whatever pace the pirouette/half-pirouette is executed, the horse is slightly bent in the direction in which it is turning, remaining 'on the bit' with a light contact, turning smoothly around, maintaining sequence and timing of footfalls of that pace. The poll stays the highest point during the entire movement
- e) during pirouettes/half-pirouettes the horse should maintain its activity (walk also included) and never move backwards or sideways
- f) in executing the pirouette or the half-pirouette in canter, the rider should maintain lightness of the horse while accentuating the collection. The hindquarters are well engaged and lowered

and show a good flexion of the joints. An integral part of the movement is the canter strides before and after the pirouette. The strides should show an increased activity and collection before the pirouette and the balance being maintained at the end of the pirouette

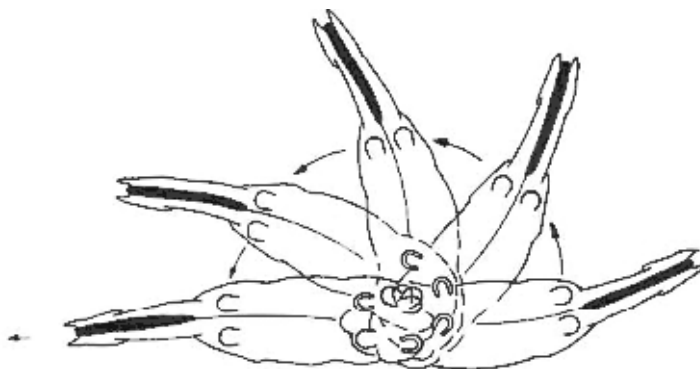
- g) the quality of pirouettes/half-pirouettes is judged according to the suppleness, lightness, cadence and regularity, and the precision and smoothness of the entrance and exit
- h) pirouettes/half-pirouettes at canter should be executed in 6 to 8 strides (full pirouette) and 3 to 4 strides (half-pirouette)



A full pirouette (illustration 5)

2.13.2 Half-pirouette in walk (180 degrees)

The half-pirouettes in walk (180 degrees) are executed out of collected walk with the collection being maintained throughout the exercise. When the horse exits the half-pirouette it returns to the initial track without crossing the hind legs.



A half pirouette (illustration 6)

2.13.3 Turn on the haunches from walk (180 degrees)

For younger horses that are still not able to show collected walk, the 'turn on the haunches' is an exercise to prepare the horse for collection. The 'turn on the haunches' is executed out of medium walk prepared by half halts to shorten the steps a little to improve the ability to bend the joints of the hindquarters. The horse does not halt before or after the turn. The 'turn on the haunches' can be executed on a larger radius (approx. 0.5 m) than the pirouette in walk, but the demands of the concerning rhythm, contact, activity and straightness are the same.

2.13.4 Turn on the haunches from halt to halt (180 degrees)

To maintain the forward tendency of the movement, 1 or 2 forward steps at the beginning of the turn are permitted. The same criteria apply as for the turn on the haunches from walk.

2.14 The passage

The passage is a measured, very collected, elevated and cadenced trot. The aim of passage is to demonstrate the highest degree of collection, cadence and suppleness in the trot.

- a) the passage is characterised by a pronounced engagement of the hindquarters, a more accentuated flexion of the knees and hocks, and the graceful elasticity of the movement. Each diagonal pair of feet is raised and returned to the ground alternately, with cadence and a prolonged suspension
- b) in principle, the height of the toe of the raised foreleg should be level with the middle of the cannon bone of the other foreleg. The toe of the raised hind leg should be slightly above the fetlock joint of the other hind leg
- c) the neck should be raised and gracefully arched with the poll as the highest point and the nose line close to the vertical. The horse should remain light, and soft 'on the bit' without altering the cadence. The impulsion remains lively and pronounced
- d) Irregular steps with the hind or front legs, swinging the forehand or the hindquarters from one side to the other as well as jerky movements of the forelegs or the hind legs or dragging the hind legs or double beat in the moment of suspension are serious faults

2.15 The piaffe

The piaffe is a highly collected, cadenced, elevated diagonal movement giving the impression of remaining in place. The aim of piaffe is to demonstrate the highest degree of collection while giving the impression of remaining in place.

- a) in the piaffe the horse's back is supple and elastic. The hindquarters are lowered; the haunches with active hocks are well engaged, giving great freedom, lightness and mobility to the shoulders and forehand. Each diagonal pair of legs is raised and returned to the ground alternately, with spring and an even cadence
- b) in principle, the height of the toe of the raised foreleg should be level with the middle of the cannon bone of the other supporting foreleg. The toe of the raised hind leg should reach just above the fetlock joint of the other supporting hind leg
- c) the neck should be raised and gracefully arched, with the poll as the highest point. The horse should remain 'on the bit' with a supple poll, maintaining a contact. The body of the horse should move in a supple, cadenced and harmonious movement
- d) piaffe must always be animated by a lively impulsion and characterised by perfect balance. While giving the impression of remaining in place there may be a visible inclination to advance, this being displayed by the horse's eager acceptance to move forward as soon as it is asked
- e) moving even slightly backwards, irregular or jerky steps with the hind or front legs, no clear diagonal steps, crossing either the fore or hind legs or swinging either the forehand or the hindquarters from one side to the other, getting wide behind or in front, moving too much forward or double-beat rhythm are all serious faults.

2.16 Impulsion

- a) impulsion is the term used to describe the transmission of an eager and energetic, yet controlled, propulsive energy generated from the hindquarters into the athletic movement of the horse. Its ultimate expression can be shown only through the horse's soft and swinging back guided by a gentle contact with the rider's hand
- b) speed, of itself, has little to do with impulsion; the result is more often a flattening of the paces. A visible characteristic is a more pronounced articulation of the hind leg, in a continuous rather than staccato action. The hock, as the hind foot leaves the ground, should first move forward rather than being pulled upwards, but certainly not backwards
- c) a prime ingredient of impulsion is the time the horse spends in the air rather than on the ground. Impulsion is, therefore, seen only in those paces that have a period of suspension
- d) impulsion is a precondition for a good collection in trot and canter
- e) if there is no impulsion, then there is nothing to collect

2.16.1 Submission

- a) fulfilling successfully the main requirements/movements of a dressage test is the main criterion for submission
- b) submission does not mean subordination, but an obedience revealing its **presence** by a constant attention, willingness and confidence in the whole behaviour of the horse, as well as by the harmony, lightness and ease that is displayed in the execution of the different movements

- c) the degree of submission is also demonstrated by the way the horse accepts the bit with light and soft contact and a supple poll. Resistance to, or evasion of, the rider's hand by being either 'above the bit' or 'behind the bit' demonstrates lack of submission. The main contact with the horse's mouth must be through the snaffle bit
- d) putting out the tongue, keeping it above the bit or drawing it up altogether, as well as grinding the teeth or agitation of the tail, are mostly signs of nervousness, tension or resistance on the part of the horse and must be taken into account by the judges in their marks for the movement concerned, as well as the collective mark for 'submission'
- e) the guiding thought for judges when considering submission is willingness; the horse understands what is being asked of it and is confident enough in the rider to react to the aids without fear or tension
- f) the horse's straightness, uphill tendency and balance enable it to stay in front of the rider's legs and go forward into an accepting and self-carrying contact with the bit. This is what really produces the picture of harmony and lightness

2.17 The collection

- a) the aim of the collection is to:
 - further develop and improve the balance and equilibrium of the horse, which has been more or less displaced by the additional weight of the rider
 - develop and increase the horse's ability to lower and engage its hindquarters for the benefit of the lightness and mobility of its forehand
 - add to the 'ease and carriage' of the horse and to make it more pleasurable to ride

- b) collection is characterised by the 'ease and carriage' of the horse, as well as a lively impulsion, originating from the activity of the hindquarters
- c) collection is developed through the use of half halts and the use of the lateral movements shoulder-in, travers, renvers and half-pass
- d) collection is improved and achieved by the use the seat and legs and containing hands to engage the hind legs. The joints bend and are supple so that the hind legs can step forward under the horse's body
- e) however, the hind legs should not be engaged so far forward under the horse that they shorten the base of support excessively, thereby impeding the movement. In such a case, the line of the back would be lengthened and raised too much in relation to the supporting base of the legs, the stability would be impaired and the horse would have difficulty in finding a harmonious and correct balance
- f) on the other hand, a horse with an over-long base of support, which is unable or unwilling to engage its hind legs forward under its body, will never achieve acceptable collection
- g) the position of the head and neck of a horse at the collected paces is naturally dependent on the stage of training and, to some degree, on its conformation. It is distinguished by the neck being raised without restraint, forming a harmonious curve from the withers to the poll, with the poll being the highest point, and the nose slightly in front of the vertical
- h) at the moment the rider applies his aids to obtain a momentary and passing collecting effect, the head may become more or less vertical
- i) the arch of the neck is directly related to the degree of collection

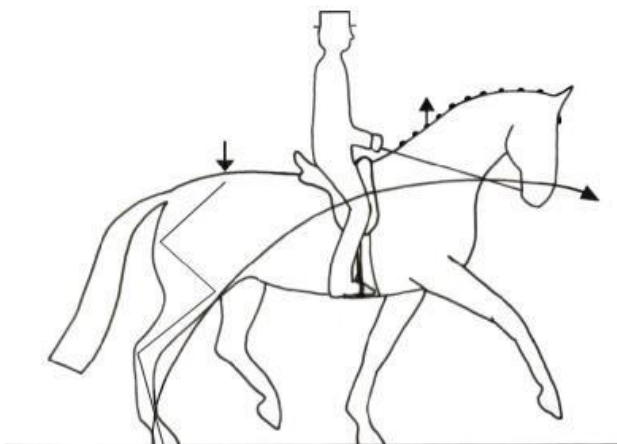


Illustration of collection

2.18 The position and aids of the rider

- a) all the movements should be obtained with imperceptible aids and without apparent effort of the rider. The rider should be well balanced, elastic, sitting deep in the centre of the saddle, smoothly absorbing the movement of the horse with their loins and hips, supple thighs with the legs steady and stretched well down. The heels should be the lowest point. The upper part of the body should be tall and supple. The contact should be independent from the rider's seat. The hands should be carried steadily close together, with the thumb as the highest point and a straight line from the supple elbow through the hand to the horse's mouth. The elbows should be close to the body. All of these criteria enable the rider to follow the movements of the horse smoothly and freely
- b) the effectiveness of the rider's aids determine the precise fulfilment of the required movements of the tests
- c) there shall always be the impression of harmonious cooperation between horse and rider.
- d) riding with both hands is obligatory in tests. Apart from the halt and salute, where the rider must take the reins in one hand, a discreet 'pat on the neck' for a well performed exercise, or for reassurance, is perfectly acceptable (as is the situation of a rider needing to wipe a fly from their eye, or other situations such as adjusting clothing, saddle pads etc)
- e) however, if the rider intentionally takes the reins into one hand in order to use either the reins or the other hand to produce more impulsion from the horse, or to promote applause from the spectators during the test, it will be considered a serious fault and will be reflected in the mark for both the movement and the collective mark for 'Rider'
- f) riding with reins in one hand is permitted, however, in the Freestyle tests

- g) when leaving the arena at a walk on a long rein after having finished the test, the rider may, at their own discretion, ride with only one hand

2.18.1 Use of voice

The use of the voice or clicking the tongue repeatedly as an aid is a serious fault, which will incur a penalty as per 3.16

SECTION 3 DRESSAGE EVENTS

3.1 Approval of Official events

Application for permission to hold an Official dressage event or competition, including any Competitive and/or Participation dressage event, must be made in writing to the EA State Branch or SDA.

3.2 Competitions

In regards to holding Official competitions:

- a) only the current Official EA tests may be used
- b) only current accredited judges are eligible to officiate at Competitive and Participation competitions
- c) there is to be a maximum of 35 horses per competition

3.3 Statement of liability

The following disclaimer must be printed on entry forms, schedules and programs:

'Neither the Organising Committee of any competition to which these rules apply, or the EA, accepts any liability for any accident, damage, injury or illness to horses, owners, riders, grounds, spectators or any other person or property whatsoever.'

3.4 Timing of the draw

- a) it is strongly recommended to allow 60 to 90 minutes between tests for the same horse, and at least 90 minutes at the FEI levels as these are more strenuous tests
- b) where a rider has more than one horse in a competition, 90 minutes should be timetabled between rides to allow rider to go from one horse to the other, however riders may opt for less on the day of event

3.5 Conducting same test for different categories

When organising the range of tests to be offered:

- a) if the same test is offered for more than one category, as for example in Competitive and Participation competitions, or horse and pony competitions, each entire competition must be judged separately
- b) each category may be conducted consecutively

3.6 Arena requirements

Arenas should be set out to the dimensions shown in the diagram in Annex A. The arena(s):

- a) should be level and separated from the public (including photographers and video operators) by a distance all round of 15 metres if possible but at least 10 metres
- b) must consist of a low continuous fence about 0.3 metres high
- c) are to be placed at least 10 metres apart, preferably 15 metres if room permits
- d) should be positioned where judges are not facing the sun
- e) the letters placed around the arena should be clearly visible and be placed approximately 0.5 metres outside the arena fence
- f) the centre line must have the letter A placed in line (not offset) with C at least 10 metres (preferably 15 metres) back from the arena to allow horses a straight track to enter the arena. The width of the entrance must be at least 2 metres and not greater than 4 metres

The following are **not permitted** in the construction of an arena:

- g) stakes which are driven into the ground
- h) unbreakable rope
- i) unbreakable chain
- j) unbreakable tape
- k) line marking or rope on the ground
- l) thin poles on the ground (e.g. jumping rails)

3.7 Entering the arena (See Annex D *Arena Familiarisation*)

Riders and event organisers must be aware of the following:

- a) When presenting to the judge before a test, riders do not have to stop and report to the judge but must make sure the judge has clearly seen their Horse Identification Number
- b) for competitions where it is not practical or safe to ride around the outside of the arena prior to entering, the rider is permitted to enter the arena as soon as the previous rider has exited and before the bell is sounded. After the bell has sounded the new rider starts the test from within the arena
- c) under special circumstances and conditions, the OC may also permit riders to ride within an outdoor arena
- d) for outdoor competitions, if the area surrounding the competition arena is unsuitable for riding on, then the Chief Judge, in consultation with the OC, will make a decision as to whether it is permitted to allow the competitors to enter the arena and complete one lap each way prior to commencing their test. Such a decision **must** be announced at least 30 minutes prior to the commencement of the competition. Once the bell has been rung the competitor is required to come down the centre line at A (via the shortest route) and judging commences once the rider is on the centre line
- e) after the bell has sounded, the competitor must enter the arena at A as soon as possible
- f) failure to enter the arena within 45 seconds of the bell being sounding will entail a penalty of 2 points per judge. Should a rider continue and not enter within a further 30 seconds they will be eliminate
- g) entering the arena at A before the bell signal has been given may entail a penalty of 2 points per judge
- h) judging commences with the rider's entry at A
- i) judging is not influenced by any actions of the competitor prior to their entrance at A
- j) at the first halt and final halt competitors must take the reins in one hand to salute. Those who are wearing a top hat have the choice to take the hat off or just nod. This does not apply where the rider is wearing a safety helmet and harness. Failure to salute will entail a 2 point penalty from each judge
- k) a whip may be held in either hand at the salute
- l) judging ceases when the horse moves forward from the final salute
- m) after the final salute the competitor should leave the arena in walk on a long rein at A
- n) the competitor must be mounted on leaving the arena at A
- o) if the entry at A is open for the first horse of a competition then it must remain open for the rest of the competition

3.8 Dismounting/Fall during test

In regards to dismounting or falling during a test:

- a) riders must be mounted on entering and leaving the arena on penalty of elimination. Refer to 3.8e for an exception for a fall after the final salute
- b) if a rider dismounts after entering the arena without a reason acceptable to the judge, no marks will be given to the movement. A dropped whip, hat, spectacles, etc, may be handed to a rider. However, in the case of a dropped whip it is preferable this is done at the end of the test when the rider has left the arena

- c) any fall of the horse and/or rider between the entry at A and the end of the test at the final salute, will entail elimination from that test, and the rider may not remount to leave the arena
- d) if a rider dismounts after the final halt and salute without a reason acceptable to the judge this will entail elimination
- e) if there is a fall of horse and/or rider after the final halt and salute this will not entail elimination and the rider may not remount to leave the arena
- f) before the horse and rider may continue at the event, the Chief Judge or representative of the OC
 - must send the rider to the designated first aid official for assessment of injury. Refer to rule 3.23 and the EA Concussion Policy
 - may send the horse to be assessed for injury by a vet or horse welfare officer

3.9 Test time

With the exception of Freestyles, dressage tests are not timed. The times printed on the test sheets are to be used only as a guide.

3.10 Resistance/Disobedience

In regards to a horse showing resistance or disobedience the following will apply:

- a) any resistance which prevents the continuation of the test for a period exceeding 20 seconds shall be penalised by elimination. This also applies to any resistance before entering the dressage arena and within the arena surrounds. However, resistance that may endanger rider, horse, judges or the public will be eliminated for safety reasons earlier than 20 seconds. There is no appeal against this decision
- b) a horse leaving the arena with all four feet during a test between the beginning and the end of the test will be eliminated (except in 4-year-old Young Horse competitions at State qualifying events where there is minus 2 points per judge, see rule 9.1)
- c) should a horse leave the arena with all four feet after the final halt and salute this will not entail elimination

3.11 Unauthorised assistance

Any intentional outside intervention is considered assistance to a rider or horse and is penalised by elimination. This includes but is not limited to:

- a) assistance by voice, signs, etc
- b) where background music is provided by organisers riders are not permitted to request specific music, or music at specific times
- c) any assistance to get the horse into the dressage arena or the area directly around the arena including being led by another horse around the arena
- d) mounted riders may have their horse attached to a lead line when at walk when proceeding to or from the warm up area or competition area but not in or around the competition arena. This will be considered outside assistance and will entail elimination
- e) not applicable for riders with exemption cards. Refer to rule 5.18

3.12 Movement and access of horses at competition grounds

3.12.1 Access to competition grounds

Horses that are not entered in the event are permitted on the grounds at the discretion of the OC.

3.12.2 Riding in competition, warm-up and exercise areas – refer to Annex D

- a) access to arenas for the purpose of familiarisation is recommended. Access to competition arenas is at the discretion of the Chief Judge for the competition or the OC. Riding in or entering the competition arena without permission will entail elimination
- b) the above rule applies also when competition arena(s) are erected on the day(s) preceding an event
- c) where an arena is a permanent fixture this rule applies from the time the OC has deemed it to be a competition arena and this time should be publicly advertised
- d) from twenty-four hours prior to the event starting, a horse may be ridden only by its nominated rider on the competition grounds. However, a groom may walk the horse on a long rein only. Grooms when riding must wear approved footwear (smooth sole with heel) and approved safety helmet with chin strap done up
- e) all competitors are to be given equal warm-up time around the competition arena. Therefore, riders are not to enter the area around the competition arena until their start time
- f) only horses entered in the event are permitted to use the warm-up area
- g) any horse on the grounds that is not entered in the event is not permitted in the warm-up area (either ridden or led) until after the completion of competitions for that day
- h) riders may not be led when mounted in the warm up area. Horses can be led into and out of the warmup arena but once in the warmup arena the groom is to take the horse off the lead line

3.12.3 Lunging in warm up and exercise areas:

Wherever possible a designated area should be set aside for lunging. Non-compliance with lunging in a designated area or with non-permitted equipment will entail elimination. Ideally organizing committees should provide a clearly marked and designated lunging area, preferably enclosed so there is no risk of an escaping horse.

- a) lunging by someone other than the nominated rider is permitted
- b) work in-hand by someone other than the nominated rider is not permitted
- c) wherever possible a designated area should be set aside for lunging
- d) non-compliance with lunging in a designated area may entail elimination
- e) the lunging of a rider mounted in the saddle is not permitted anywhere at the event

Also see 5.13 Lunging equipment

3.13 Scale of marks

Under both EA and FEI rules, the scale of marks is as follows:

10 – excellent	5 – marginal (EA) (sufficient – FEI)
9 – very good	4 – insufficient
8 – good	3 – fairly bad
7 – fairly good	2 – bad
6 – satisfactory	1 – very bad
0 – not executed (means practically nothing was performed)	

- a) all half marks from 0.5 to 9.5 may also be used both for movements and collective marks, at the discretion of the judge – this also includes freestyle competitions
- b) whole marks should be written as 6.0, 7.0, 8.0, etc
- c) in freestyle tests 0.1 decimals may be used for the artistic marks

3.14 Called tests

In regards to a test being called:

- a) tests may **not** be called
 - at any level above Advanced at any event
 - in any competition where the Conditions of Entry excludes it
 - at any FEI-sanctioned competition (e.g. CDI-W)
- b) where callers are permitted, it is the responsibility of the competitor to ensure that only the printed text, or extracts thereof, is read out and that no other form of assistance is given
- c) the caller may read each movement *once or twice only*. Failure to observe this rule may entail elimination

3.15 Execution of tests

All movements contained in tests must be:

- a) executed in the order laid down by the test sheet
- b) carried out at a specified point of the arena

In a movement that must be carried out at a certain point or letter of the arena, it should be done at the moment when the competitor's body is above this point or letter. In transitions where the horse approaches the letter from a diagonal or perpendicular to the point on track where the letters are positioned, the transitions must be done when the horse's nose reaches the track at the letter so that the horse is straight in the transition.

3.15.1 Holding the reins

Riding with the reins in both hands is compulsory in all Dressage competitions – deduction from marks -2 per judge. The exceptions to this rule are:

- a) leaving the arena after the final salute
- b) during a Freestyle test as part of the degree of difficulty
- c) a discreet 'pat on the neck' for a well performed exercise, or for reassurance, is perfectly acceptable (as is the situation of a rider needing to wipe a fly from their eye, or other situations such as adjusting clothing, saddle pads etc)

If the rider intentionally takes the reins into one hand to use either the reins or the other hand to produce more impulsion from the horse, or to promote applause from the spectators during the test, it will be considered a fault and will be reflected in the mark for both the movement and the collective mark.

In the competition arena, under no circumstances is a rider to take the reins in one hand, whip in the other and use it on the horse – such action will entail elimination

3.16 Use of voice

The use of the voice or clicking the tongue as an aid by the rider repeatedly is a serious fault, which will be penalised by the judge/s who hear it with a deduction of 2 marks from the mark that would otherwise have been awarded for the movement

NOTE: The use of voice is permitted in some cases in Para-Equestrian Dressage as an aid. See rule 11.7 for more details.

3.17 Penalties and Errors of Course

A penalty is minus 2 marks from each judge for a range of instances as per Annex E. All judges must have the same number of penalties recorded.

Error of Course, whether the bell is sounded or not, must be penalised and is cumulative. The penalties for an error of course are as follows:

EA level tests (up to Advanced)

- the first by - 2 marks
- the second by - 4 additional marks
- the third by elimination

FEI level tests

Senior, U25 and Young Rider

- first error - -2% from total score
- second error – elimination

Young Horse, FEI Children, Pony and Junior and Para

- first error – 0.5% from total score
- second error - 1% from total score
- third error elimination

- a) if the bell is not sounded when an error of course is made, and the test requires the same movement to be repeated and the error is made again, the rider is only penalised once. The Chief Judge must be aware of the effect of one movement on the next and where mirror images occur, in order to be prompt in notifying the competitor
- b) if eliminated, if time permits and the type of event or competition is appropriate, the Chief Judge may invite the rider to continue the test to the end with the marks being awarded in the ordinary way. In such a case it is not necessary for the collective marks to be completed
- c) the use of the rider's voice, referred to in rule 3.16, is not an Error of Course
- d) it is not always necessary for a judge to ring the bell for an error of course. Below are instances that will and will not require the sounding of the bell. However, not all cases can be quoted and it is the Chief Judge who will decide to sound the bell. In deciding not to ring the bell the judge must consider the effect this will have on the rest of the test

The Chief Judge WILL ring the bell:	The Chief Judge need NOT ring the bell:
<ul style="list-style-type: none">• when the rider enters the arena at the incorrect gait• when the rider turns right instead of left or vice versa• when the rider omits a movement• when a movement is the first of a mirror image and the competitor rides rising trot instead of sitting trot and vice versa and/or an incorrect circle size	<ul style="list-style-type: none">• when the final halt is at X instead of G or vice versa• When the reins are not taken in one hand at the salute• when the rider makes a transition not clearly at the marker• cantering up the centre line from A, the rider makes a pirouette at D instead of at L• the rider does rising trot instead of sitting trot or vice versa in a non-mirrored movement

- e) if the Chief Judge does ring the bell, they should show the rider the point at which they are to re-take the test, which could be a movement prior to where the error occurred. Judging will re-commence when the rider reaches the point where the error of course occurred
- f) in principle, a rider is not permitted to repeat a movement of the test unless the Chief Judge decides on it being an error of course (rings the bell)

- g) however, if the rider has started the execution of a movement and attempts to do the same movement again, the judges must consider only the first movement shown and at the same time penalise for an Error of Course
- h) each judge must have the same number of errors marked on their sheets with a notation explaining where the error was made. The Chief Judge must make the final decision as to the number of errors if there is a discrepancy
- i) if the judges have not noted an error, the competitor has the benefit of the doubt

NOTE– Errors of course are to be deducted from the total score from the test sheet of each judge.

3.17.1 Other errors with penalties – refer to Annex E

All of the following are considered errors, and 2 penalty points will be deducted for each one, but they are not cumulative and will not result in elimination (including for Freestyle tests):

- a) a rider entering the space around the arena with whip (where not permitted) or riding in a dressage arena with a whip (when not permitted) or with boots on the horse's legs or with discrepancy in dress (e.g. lack of gloves). See rule 10.6 for whip penalties at FEI events and Australian and State Championships
- b) if the test has already started before the above discrepancies have been noticed, the Judge at C stops the rider and, if needed and where possible, an assistant may enter the arena to remove the item(s). The rider then continues the test, either starting from the beginning (from the inside of the fence) or from the movement where they were stopped. The marks given before they were stopped are not changed
- c) a rider entering the arena before the sound of the bell
- d) a rider not entering the arena within 45 seconds after the bell
- e) a rider not saluting at either the first or last halt
- f) a rider not taking reins in one hand at the salute
- g) in Freestyle tests, a rider not giving the signal to start music within 45 seconds, entering the arena after more than 30 seconds of music
- h) if the Freestyle test is longer or shorter than stipulated on the test sheet 0.5% will be deducted from the total artistic score

3.18 Lameness

In the instance of lameness displayed by the horse riders and judges please note:

- a) in the case of marked lameness, the Judge at C informs the competitor that they are eliminated
- b) there is no appeal against this decision
- c) a horse that has been eliminated in a competition for lameness cannot compete in any further tests on the day unless it has been deemed fit to compete (in writing) after an examination by a veterinarian approved by the OC. A copy of the examination report is to be delivered to the OC

3.19 Awards and placings

Awards are made to place getters, irrespective of percentage received. The following is a guide:

- a) up to 5 starters, ribbons to 3rd place
- b) up to 15 starters, ribbons to 5th place
- c) more than 15 starters, ribbons to 8th place
- d) in case of equality of percentage for any of the first three places, the higher total of the collective mark/s, including coefficients, will decide on the placings. If these marks are tied, placings remain tied
- e) when there is equality of places from fourth place and below, the competitors are joint equal place getters

In the following cases, places will be determined as follows:

- f) in the case of equality of marks for first place in a Freestyle test, the combination with the higher mark, including coefficients for artistic presentation, will be the winner. If there is still equality, then they are equal winners
- g) for the purpose of a one-off trophy or point-score award, if a clear winner is required, one of the following criteria should be decided upon and included in the Conditions of Entry:
 - total the collective marks of each tied competitor. The one with the highest total collective marks is the winner
 - if two tests are involved, the award should be to the competitor with the highest score in the highest test involved

For the purpose of deciding a Champion at a level, if a clear winner is required the following criteria will decide the winner:

- h) first placed horses will be allocated 35 points
- i) second placed will be allocated 34 points
- j) third placed will be allocated 33 points and so on to the last placed horse
- k) competitors must compete in both tests at level to be eligible for champion points
- l) the Champion is the horse with the highest combined points of the two tests
- m) in the event of a tie, the Champion will be the horse with the highest aggregate percentage at that level
- n) in the event of a further tie, the horse with the highest percentage in the higher competition at that level will be deemed the Champion

3.20 Prize money

In regards to the offer and payment of prize money in competitions:

- a) all prize money and prizes are made to the owner/s of the horse/pony
- b) in the following Official events, if an entry fee is charged, then prize money or goods in kind must be given to at least the first three placings and the value of the last prize must not be less than the entry fee:
 - Australian Championships
 - State Championships
 - Regional Championships
- c) at all other events the payment and amount of prize to be paid is at the discretion of the OC and:
 - the details regarding number of prizes is at the discretion of the OC
 - the payment of prize money to horses and ponies may be different
 - OCs that intend paying prize money should make this intention known in the schedule
- d) prize money must be awarded according to the schedule

3.21 Number/Level of judges required for Official Competitive and Official Participation Competitions

3.21.1 Number /Level of judges required for Official Competitive competitions

The EADC strongly recommends that a minimum of 2 appropriately qualified judges officiate at every Official Competitive competition. NOTE: For Australian Dressage Championships and some other qualifications, competitors must submit 3 scores from competitions with at least 2 judges officiating.

For levels Advanced and below, if the minimum recommended 2 judges cannot be procured it is permitted that:

- a) one A level judge may judge up to Advanced level
- b) one B level judge may judge up to Medium level
- c) one C level judge may judge up to Elementary level
- d) one D level judge may judge up to Novice level
- e) one E or F level judge may judge up to Prelim level
- f) a G level judge may judge Official competitive Preliminary with another judge of at least F level

Prior to the event

- riders must be notified if there is only one judge officiating on a competition
- organising committees must notify the SDA in writing when only one judge will be officiating

In exceptional circumstances, applications for exemptions from the above rules, must be made in writing to the SDA preferably at least 7 days before the event. The SDA is to report to the EADC when these exemptions are granted.

Note:

- this exception does not apply to the number of judges required for State or Australian Championships
- judges may not judge above their accredited level
- for details about judges for Para Equestrian (PE) events please see rule 11.10.1.
- one judge of F level or above may judge Participation competitions at Preliminary and Novice level
- a G level judge may judge Participant Preliminary as a single judge but for Novice level Participant competitions they must judge with another judge of at least F level

When an OC wishes to use a foreign judge who is a national judge in their own country but not an FEI-accredited judge, the OC must provide details in writing and seek the approval of the EADJC.

3.22 Interruptions and risk management

- a) in case of any technical failure or unforeseen circumstance that will interfere with the Competition, the Judge at C shall ring the bell
- b) it is recommended that in clear cases of external disturbance, the same procedure is applied
- c) during extreme weather conditions or other extreme situations, the Judge at C may ring the bell to interrupt the test
- d) the Technical Delegate/OC can request the Judge at C to stop the Competition.
- e) the affected rider should return to complete their test from point of interruption when conditions so permit e.g. loose horse/lightning

3.23 Fall or injury to horse or rider

In the event of a fall by horse or rider or other traumatic incident the following applies:

- a) it is the decision of the OC's designated first aid official to assess whether the rider may continue to compete at the event without first getting a medical clearance
- b) where a knock to the rider's head or body that transmits a force to the head is suspected, refer to Annex G -the EA Concussion Policy applies
- c) in the case of the horse, a vet or horse welfare officer will assess if the horse can continue to compete in that event

SECTION 4 CONDITIONS OF ENTRY

4.1 Authority to determine eligibility of horse and/or rider for competition

EA or affiliated organization conducting the dressage competition(s) on behalf of EA shall be empowered to refuse any entry, with or without stating reasons. They shall be the sole judges of the eligibility according to these rules of any horse or rider to compete in any particular level and may transfer any entry of any such horse or rider to any lower or higher-ranking level.

4.2 Entry of horses and riders

After the close of entries:

- a) any change of rider must be notified, in writing, to the OC no later than 40 minutes prior to the start of the competition. The change must be for a legitimate reason and is at the discretion of the OC
However, a rider of a horse may not be changed if another rider has ridden the horse on the day, either in warm-up or in a competition
- b) after the close of entries a competitor may only substitute a horse with the approval of the OC and no later than 48 hours before the start of an event
- c) the draw position cannot be changed without the permission of the OC or the C judge
- d) the draw is to be strictly adhered to and changes can only be made by the OC or the C judge
- e) any rider who rides out of order in the draw without the approval from the OC or C judge will be eliminated
- f) riders with two horses in the draw must compete in the order that the horse/rider combination is drawn
- g) a horse may only be ridden by one rider for the entire event except for promotional competitions (e.g. Derby)
- h) a horse may only be entered and compete once in each Competitive or Participant competition (including a HC entry)
- i) the number of horses per competitor is at the discretion of the OC

4.3 Scratchings/Withdrawals

In regards to any scratching or withdrawing from a test or competition:

- a) a competitor may withdraw any or all of the horses that he/she has entered, subject to the Conditions of Entry
- b) a refund may only be made if documented proof (i.e. veterinary or medical certificate) is produced within 24 hours of the completion of the event to the Event Secretary
- c) a refund shall be a minimum of 50% of the entry fee

4.4 Gear check

- a) a gear check is compulsory for each test and failure to have a gear check will entail elimination
- b) all competitors must present to the Steward or gear checker
- c) unless otherwise specified in the schedule or on the notice board the gear check for each test will take place prior to each test
- d) however, in circumstances where a horse is unsettled then the combination may have a gear check after their test – refer also to rule 6.5.1e, 6.5.1f

4.5 Youth events

Competitions and activities for riders aged 10–21 years on horses (from 8 years for pony riders) are generally known in Australia as ‘youth’ events. Young Rider, however, is a specific age category of FEI Competition. Other FEI categories include Children, Juniors, and Pony Riders. Refer to the EA General Regulations, *Article 124 for the age groups*

Youth events may be offered at any level of competitive dressage

4.6 Types of competitions at Official events

The following types of competitions may be held at any Official event conducted by an EA affiliated body:

- a) **Official Competitive competitions** using current official EA tests from Preliminary to Grand Prix, including Freestyle tests and Young Horse tests. Competitions may be limited to rider age groupings (e.g. Juniors, Young Riders) or to ponies or AOR riders only
- b) **Participation competitions** using EA tests from Preparatory to Novice level (including Freestyles)
- c) In addition, EA Para Dressage tests and FEI Para-Equestrian-level tests may be used in participation competitions (including Freestyles). See Section 11 *Para-Equestrian dressage* for further detail

4.6.1 Amateur Owner Rider (AOR)

Amateur Owner Rider (AOR) is a division of Official Competitive riders. The intent of the division is to highlight and reward non-professional riders. For the purposes of this rule, a professional is someone who derives an income from activities in equestrian sport including breaking, training, coaching or riding horses. It does not however exclude riders who may also earn a living running an agistment property, work in the racing industry or saddlery for example. It is more about recognising riders with their own horses only to ride and train who are obliged to earn an income to support their sport outside of riding, coaching and training.

All amateur owner riders must meet the following criteria:

- a) the rider must be a Competitive member of their state branch of Equestrian Australia
- b) the horse must have a life registration with Equestrian Australia
- c) the horse/pony registration lodged with Equestrian Australia must reflect the name of the amateur owner rider as owner or part-owner of the horse. Leased horses are eligible if the amateur owner rider competitor is reflected as the lessee on the EA horse registration of that horse
- d) the rider's income may only include sponsorship and occasional payment for coaching
- e) the horse/pony must be primarily ridden and trained by the rider/owner with only periodic ridden assistance by person(s) other than the owner, specifically during the period 4 weeks prior to the event
- f) the rider must be aged 21 and over – can enter in the calendar year in which they turn 21
- g) the division is for Official Competitive competitions. The Organising Committees may run this division at any level (ideally at all levels Preliminary - GP) and it can be run either within the competition or separately
- h) Organising Committees must designate the AOR on the draw if there is a separate competition conducted within the one competition
- i) for a State/Regional/Club Leader Board it would be ideal to select several events at which scores will count towards the annual Leader Board
- j) if the OC receives evidence that the rider is in breach of these rules then this rider will forfeit any awards and prizes

4.7 Types of competitions at Restricted events

Clubs affiliated with their EA State Branch may hold restricted events:

- a) competitions may include any level of EA test from Preparatory to Grand Prix and Para-Equestrian, but are restricted to the conducting club's members only
- b) competition may also include club activities for club members against invited EA members to a maximum level of Participation competition (~~see rule 3.13b~~) up to and including the current Novice tests and all Para-Equestrian tests
- c) EA Dressage Rules apply to these events as per General Regulations Art 100

4.8 Conditions of Entry for horses and ponies for all levels of Competitive and Participation competition

- a) the Condition of Entry rules must be adhered to otherwise the entry may be declined by the OC or the combination eliminated if there is a protest. All Official events and Official competitions, whether Competitive or Participation, are conducted under EA rules. They are sponsored by, or run on behalf of EA. Please refer to the EA General Regulations for membership requirements for Official competitions
- b) it is an offence under the EA Disciplinary By-Law for a rider to compete a horse/pony below its graded level
- c) to promote development, all Official EA events/competitions (including FEI-level competitions) are open to both horses and ponies. The exceptions to this are the Australian Dressage Championships, State Dressage Championships and Australian and State Pony Championships. Exceptions for Young and Junior rider competitions are to be approved by EADC
- d) in Official Competitive and Participation competitions any pony entries received may compete in any order in the competition
- e) separate prizes may be awarded for horses and ponies. It is strongly recommended that if there are three ponies or more in a competition, that the ponies are awarded prizes separately
- f) organisers may still schedule and advertise separate pony competitions, particularly if a test is expected to be oversubscribed, or anticipate sufficient entries in a test from both ponies and horses (i.e. up to 35 of each) which is too many to be judged by the same judge in a single day
- g) if Para-Equestrian riders are included in an Official competition but regarded as a separate competition, then they should be grouped together at the beginning or at the end of the draw (e.g. Grade 4 and Grade 5)

4.8.1 Requirements for horses and ponies for Official Competitive competitions

Horses and ponies entered for Official Competitive competition:

- a) must be registered with EA and owned by a current financial EA member. EA registration papers must be made available on the day of competition
- b) must have a current Dressage Performance Card/Competition Licence (see rule 4.8.3.4)
- c) horses and ponies competing up to and including **advanced**:
 - must only enter and compete in 2 consecutive levels per an event (regardless of number of days)
 - can enter and compete in no more than 3 tests in one day. This may include a Freestyle or Young Horse competition
- d) for horses and ponies competing **PSG and above**:
 - can enter and compete in no more than 2 FEI-level tests per day and no more than 2 consecutive FEI levels per event. This includes a Freestyle test. If competing in an EA FEI test horses can only compete in one other EA test on the day
 - a horse that has competed PSG may only compete in one Advanced level test on the same day

4.8.2 Definition of levels table

Level	Tests
Preparatory	4 current EA tests
Preliminary	3 current EA tests
Novice	3 current EA tests
Elementary	3 current EA tests
Medium	3 current EA tests
Advanced	3 current EA tests
Prix St Georges	FEI PSG
Intermediate I	FEI Intermediate I
FEI Medium Tour (Intro GP)	FEI Intermediate A, FEI Intermediate B
Intermediate II	FEI Intermediate II
Grand Prix	FEI Grand Prix FEI GP Special and FEI GP U25 Test

4.8.3 Table of starting possibilities for levels and freestyles

Level of national competition for horse and rider combinations (only 2 consecutive levels permitted)	Level of Freestyle horse and rider combinations can compete in
Preparatory/Preliminary	Nil
Preliminary/Novice	Novice
Novice/Elementary	Novice or Elementary
Elementary/Medium	Elementary or Medium
Medium/Advanced	Medium or Advanced
Advanced/Prix St Georges	Advanced or Intermediate
Prix St Georges/Intermediate I	Intermediate
Intermediate I/Medium Tour (refer to Definition of Levels)	Intermediate or Medium Tour (not both)
Medium Tour/Intermediate II (refer to Definition of Levels)	FEI Medium Tour
Intermediate II/U 25 GP	Grand Prix
Intermediate II, Grand Prix, Grand Prix Special	Grand Prix

Additional notes:

- FEI Young Rider tests/competition is equivalent to Prix St Georges level
- FEI Pony tests/competition is equivalent to Elementary level
- FEI Junior tests/competition is equivalent to Medium level
- Intermediate Freestyle competition is limited to combinations that have achieved at least 58% in the Prix St Georges or Intermediate I
- Grand Prix Special competition is limited to the 15 highest-placed combinations in the Grand Prix. Such combinations must have achieved at least 60% in the Grand Prix competition
- Medium Tour Freestyle competition is limited to combinations who have achieved at least 58% in the Intermediate A or the Intermediate B
- Grand Prix Freestyle is limited to combinations that have achieved at least 58% in the Grand Prix and 60% at FEI-sanctioned events

- h) at FEI-sanctioned events the FEI Prix St Georges and/or FEI Intermediate I competitions are the qualifying tests for the FEI Intermediate Freestyle
- i) The FEI level GPCDN held at FEI sanctioned events in Australia is open to combinations that have on two occasions (in the 12 months prior to close of entries) achieved 60% at level
- j) at FEI-sanctioned events the FEI Grand Prix competition is the qualifying test for the FEI Grand Prix Freestyle

4.8.3.1 Grading points for entries

In relation to a horse or pony's grading points when entering a competition:

- a) grading is assessed as at the closing date of entries
- b) where an event is cancelled/postponed:
 - if the event can be re-scheduled within 6 weeks of the original date then a horse or pony may compete at the level they were as at the closing date of entries for the original event
 - if the event is rescheduled more than 6 weeks from the original date and in the meantime the horse or pony has been upgraded, the horse must compete at its new graded level

4.8.3.2 Eligibility of horses, ponies and combinations for each level

In Official Competitive competitions the following criteria apply at the closing date of entries (see table below):

Graded level	Eligibility of Horses and Ponies for each level
National Level Competitions	
Preliminary/Novice	Horses/ponies with less than 40 upgrading points gained in Elementary and above
Elementary	Horses/ponies with less than 40 upgrading points gained in Medium and above
Medium	Horses/ponies with less than 40 upgrading points gained in Advanced and above
Advanced	Horses/ponies with less than 30 upgrading points gained in FEI competitions
Prix St Georges and Intermediate I tests including FEI Young Rider tests	Combinations must have achieved 60% or above on 2 occasions in Official Advanced competitions to be eligible to compete PSG, Intermediate 1. In the event that the competitions are held at the one event, they must be judged by a different panel of judges
Intermediate A and B	Combinations must have gained at least 60% in an Official Intermediate I competition to compete in Intermediate A and B or Intermediate II
Intermediate II and EA Grand Prix, including U25 Grand Prix	Combinations must have gained 60% on two occasions in Intermediate A, B or Intermediate II to be eligible to compete Grand Prix and U25 Grand Prix. For GP CDNs held in conjunction with FEI Sanctioned events see Rule 4.8.3.i)
FEI National Competitions	Horses and riders providing proof of previous experience at the FEI level may apply to the EADC to waive qualification scores

FEI-sanctioned Competitions - CDI PSG, Inter I, A, B, Intermediate II, GP, CDI U25, CDIY, CDIJ & CDIP	
Within Australia	Refer to rule 10.16.3
Outside Australia	Combinations wishing to represent Australia overseas at FEI sanctioned events outside of Australia refer to rule 10.16.2

Note: For new combinations at FEI levels from Prix St Georges to CDN Grand Prix, horses and riders providing proof of previous experience at the FEI level may apply to EADC to waive qualification scores based on evidence provided

4.8.3.3 Heights of horses and ponies

In regards to the heights for horses and ponies:

- a) horses must exceed 149cm with shoes or 148cm without shoes
- b) ponies must not exceed 149cm with shoes or 148cm without shoes
- c) the height of the pony is to be included on entry forms
- d) it is recommended that ponies carry a current EA height certificate to verify height, especially for taller ponies
- e) a pony is to comply with the National Measuring Rules within 12 months of competing in Official Events – and MUST be measured before entering a separated Pony Official competition, including State and Australian Championship
- f) where a protest is lodged against the height of a pony in accordance with EA measuring rules the pony must be re-measured within 30 days of the protest
- g) ponies 8 years and over may be eligible for a Life Measurement Certificate. Refer to rule 13 in the EA Measuring Rules
- h) the SDA will determine if a transfer from horse to pony status or from pony to horse status is required and advise the EA State Branch accordingly
- i) all current grading points will transfer with a change in status
- j) a new Dressage Card/Performance Licence will be issued
- k) only current measurement certificates approved by the EA, will be accepted

Please Note: Current EA Measuring Rules apply

4.8.3.4 Age of horses/ponies

In regard to the age of horses and ponies:

- a) horses/ponies must be aged 3 years or over to be eligible for a Dressage Performance Card/Competitor Licence. To be eligible for a Dressage Performance Card/Competition Licence, the age of the horse is determined by its natural birthday
- b) horses/ponies must be aged 5 years or over to be eligible to compete in Para-Dressage.
- c) the calculation of the age of horse/pony depends on the hemisphere where the horse/pony was born. The country of birth is used to determine the age of the horse/pony
- d) for horses born in the Southern Hemisphere, and all Young Horses (see rule 9.1b) age is assessed from August 1 of the year of birth. For horses born in the Northern Hemisphere age is assessed from January 1 of the year of birth.

e) the following formula is to be used to calculate the age of horses:

- A = age (in years)
- C = current year
- B = year of birth

Born	Before and until 31 July	Before and until 31 July	From and after 1 August
	From and after 1 August	$A = C - B$	$A = C - B + 1$
		$A = C - B - 1$	$A = C - B$

4.8.3.5 Ages of horses and ponies for FEI-level tests at EA events and FEI-sanctioned events in Australia and internationally

Horses/ponies of any origin may take part provided they are aged as per the following table:

6 years and over	FEI Pony tests, FEI Junior tests
7 years and over	FEI Prix St Georges, FEI Young Rider tests, FEI Young Rider Freestyle, Intermediate I and Intermediate Freestyle (EA events and FEI- sanctioned Events)
8 years and over	Intermediate A, Intermediate B, Intermediate II, Medium Tour Freestyle, FEI Grand Prix, FEI Grand Prix Special, FEI Grand Prix Freestyle (EA events and FEI sanctioned events)
FEI-Young Horses	Age for all Young Horses is assessed from 1 August, regardless of where they were born

4.8.3.6 Age and eligibility of imported horses/ponies

In relation to age and eligibility:

- horses born in the Northern Hemisphere must be at least 7 years of age on 1 January to be eligible to enter FEI and FEI levels (excluding FEI Pony Tests), and 8 years to enter Grand Prix
- horses born in the Southern Hemisphere must be at least 7 years of age on 1 August to be eligible to enter FEI and FEI levels (excluding FEI Pony Tests), and 8 years to enter Grand Prix
- an imported horse/pony must be graded by the SDA, and owners of the horse/pony registered with a foreign National Federation must:
 - provide the SDA with written evidence of overseas performances. If the horse/pony does not have any performances and is to be competed at FEI level, the requirement as set out in rule 4.8.3.2 must be completed. Refer also to rule 4.8.3.5

4.8.4 Age eligibility of riders

Riders may enter **Official** competitions:

- from the start of the calendar year they turn 10 years of age when riding horses
- from the start of the calendar year they turn 8 years of age when riding ponies
- provided they are a Junior or Senior financial member of EA in the appropriate category

4.8.4.1 Age categories used in EA Youth Competitions

- Junior Rider is eligible to compete from the start of the year they turn 10 (the year they turn 8 if riding a pony) to the end of the year they turn 18
- a Young Rider is eligible to compete in Young Rider competitions from the start of the year in which they turn 16 years of age to the end of the year they turn 21
- a Young Rider or a Junior Rider is eligible to compete in their respective Young Rider competitions or Junior competitions and Official competitions on the same horse at the same event but no more than 3 tests per day (refer also to rule 4.8.4)

- d) a Junior of the appropriate age may enter and compete in Junior and Young Rider competitions at the same event, providing they ride a different horse in each competition
- e) all riders may ride in Young Pony competitions from the year they turn 10 and Young Horse competitions from the year they turn 12

4.8.4.2 Riders of Stallions

- a) Riders under 18 years of age competing on a stallion must comply with the Stallion Safe Practices Policy which can be found here - <https://www.equestrian.org.au/stallion-safe-practice> - and the application form can also be found on this page

4.8.5 Horse Identification numbers and Stallion ID at events

Horse Identification numbers are compulsory for identification purposes and must be used at all times at an event so that the horse can be identified by all Officials including Stewards.

- a) two numbers are required to be worn when competing – one on each side of the horse - preferably attached to both sides of the saddlecloth, or both sides of the bridle and must be clearly legible
- b) the Horse Identification Number must also be worn as described whenever the horse is being ridden/lunged/led/tethered or grazed from the time of their arrival on the grounds until the end of the event
- c) identification numbers shall be discreet on white background, the colour of the numbers may vary
- d) green stallion identification discs or number holders as issued by EA must be worn by stallions at all times at an event
- e) identification must be clearly displayed on both sides of the stallion's head (attached to bridle or halter) or both sides of the saddle cloth: as per EA regulations
- f) horse Identification numbers must be worn in addition to stallion discs, either as the EA issued green bridle identification number holder or the green EA issued stallion disc identification plus horse ID number

Failure to correctly wear Horse Identification Numbers will incur the following:

- g) when led, grazed, lunged or ridden on the grounds. An initial verbal warning followed by the issuing of a Yellow Warning Card for further non-compliance
- h) if the horse does enter in the competition arena not wearing correct identification numbers, -2 points per judge is deducted

4.9 Upgrading points

Riders must be aware of the following in regards to upgrading points:

- a) a Competitor Licence /Dressage Performance Card must be held to acquire upgrading points
- b) a horse or pony must be registered with EA to acquire grading points
- c) upgrading points are only accrued at levels ABOVE the horse or pony's current grading (e.g. if horse is graded Preliminary/Novice it can only gain upgrading points in Elementary and above)
- d) for upgrades up to and including Medium level, a horse or pony must gain 40 upgrading points in levels higher than their current grading, to be graded at the next consecutive level (e.g. if a horse currently graded Preliminary/Novice, competes Elementary, Medium or above and gains 40 grading points at these higher levels the horse is then upgraded to Elementary). A horse/pony needs at least 30 upgrading points to upgrade from Medium to Advanced
- e) a horse/pony can only be upgraded one level at a time
- f) horses and ponies are graded on a points system based on percentage gained in tests
- g) points are accrued when the horse or pony gains 61% or above in Official Competitive competitions from Elementary level and above
- h) points gained at Official competitions outside Australia will also be counted

- i) when, for any reason, the height of a horse/pony changes and they are required to change from a pony to a horse (or vice versa), the grading and any upgrading points of the horse/pony shall be retained in the new category
- j) upgrading points are accrued for all Official competitive competitions regardless of any age restriction

4.9.1 Awarding of upgrading points

In relation to the awarding of points:

- a) upgrading points are awarded for ALL Official Competitive competitions, including youth competitions (with the exception of Freestyle, Young Horse and Participation competitions), regardless of any restrictions (e.g. age and breed of horse, etc)
- b) upgrading points are awarded based on percentage only regardless of placing
- c) points gained are determined as:
 - between 61% to 62.999% = 1 point
 - between 63% to 64.999% = 2 points
 - between 65% to 66.999% = 3 points
 - between 67% to 68.999% = 4 points
 - between 69% to 70.999% = 5 points
 - between 71% to 72.999% = 6 points
 - 73% and over = 7 points

4.10 Downgrading of horses/ponies

Applications for downgrading of horses/ponies for any category of competition must be directed to the relevant SDA and the following apply:

- a) applications for downgrading must be made in writing with supporting documentation
- b) an application to downgrade a horse/pony must be made or endorsed by the registered owner or lessee
- c) each request will be considered separately and, on its merit
- d) the decision to downgrade and to what level is entirely at the discretion of the SDA
- e) downgrading may occur only once in the duration of a rider's partnership with the horse/pony
- f) downgrading may occur more than once in a horse/pony's lifetime but must not occur more than once in a 2-year period
- g) will only apply to those graded at least Elementary level and above
- h) must not exceed a maximum of three levels (e.g. Advanced to Novice refer to rule 4.8.2 for definition of levels)
- i) if the horse is ridden by someone other than the rider for whom the downgrade is requested, it must compete at its previous level and any grading points earned will be awarded in relation to that previous level
- j) when a downgrade is granted the combination must fulfil any criteria regarding eligibility of horses/ponies for each level as outlined in 4.8.3.2

4.11 Conditions of Entry for Participation competitions

For riders wishing to compete in Participation level competitions:

- a) refer to the EA General Regulation for membership requirements
- b) the minimum age for riders on ponies is from the start of the year in which they turn 8 and on horses from the start of the year in which they turn 10
- c) one rider per horse is permitted at any event
- d) please refer to your state authority in relation to state-specific membership requirements
- e) refer to the EA General Regulations for any horse/pony registration requirements
- f) there is no restriction on the height of the horse/pony
- g) if a horse/pony is graded, it may only compete at its graded level or higher, or HC at a lower level

4.11.1 General

Other items to note for Participation-level competitions:

- a) only clubs or organisations affiliated with EA are eligible to conduct Participation competitions
- b) competitions are conducted under the rules of EA with some minor exceptions as mentioned in 4.11 (e.g. height, age)
- c) Participation activity is limited to a maximum Novice level and includes Para-Equestrian competitions (refer to rule 11.4)
- d) Participation competitions do not attract grading points
- e) Participation competitions can be conducted in conjunction with Competitive competitions
- f) affiliated organisations restricting competitions to their members only and using EA tests may only classify such competitions as Restricted events
- g) where the same test is offered for more than one membership category (e.g. Competitive and Participation) each entire competition must be judged separately
- h) each category may be conducted consecutively

4.12 Hors Concours (HC)

In relation to competing as Hors Concours riders please note:

- a) horses/ponies may compete HC at any level
- b) HC entries must be declared in writing prior to the start of the competition
- c) horses/ponies entered HC are not eligible for any prize or prize money
- d) grading points will not be awarded
- e) for Official Competitive and Participant competitions all HC entries must comply in every way with the rules governing EA competitions
- f) a horse may only be entered and compete once in each Competitive or Participant competition (including HC entry)

4.13 Declaration

It is obligatory in some events that competitors declare their intention of competing or withdrawing in order to ensure the smooth running of the schedule of competitions. The details of such requirement must be shown in the schedule.

4.14 Conditions of Entry table

Conditions of Entry table		OFFICIAL COMPETITIVE COMPETITION		OFFICIAL PARTICIPATION COMPETITION	YOUNG HORSE and PONY COMPETITIONS
		HORSE	PONY		
HORSE or PONY	Height	exceeding 149 cm with shoes, 148cm without shoes	not exceeding 149 cm with shoes, 148cm without shoes	may be open height or split horses /ponies depending on OC requirements	Horse: exceeding 149 cm with shoes, 148 cm without shoes Pony: not exceeding 149cm with shoes
	EA registered	Yes	Yes	No	Yes
	Performance Card/ Competition Licence available from date of 3rd birthday	Yes	Pony Dressage Card and current measurement cert	No	Yes
	Official bridle number	Yes	Yes	No	Yes
	Grading points	Yes	Yes	No	Official but no grading points
	Min age of horse and birthdates FEI ages as of: 1 August – Sth. Hem 1 January – Nth. Hem	EA Tests: 3 FEI Tests: 7 Grand Prix: 8	EA Tests: 3 FEI Pony Tests: 6	As per Competitive	YH: 4, 5, or 6 on 1 August only
RIDER	Age – Minimum	Start of year turn 10	Start of year turn 8	Same as Competitive	YH: start of year turn 12
	Age – Maximum	Nil	Nil	Same as Competitive	YH: Nil
	EA Membership	Yes	Yes	must be financial with EA (Participation or higher) or with host club	Yes
	Host club membership	Not Required	Not Required		Not Required

TESTS	Consecutive levels entered	Max 2	Max 2	Max 2	Max 2
	Max EA tests In one day (includes Official, Participation, Freestyles,	Max 3	Max 3	Max 3	Max 3
	Max FEI tests in one day (including Freestyles)	Max 2	Max 2	Max 2	Max 2

SECTION 5 DRESS, SADDLERY AND EQUIPMENT

5.1 Compulsory dress by level and penalties for incorrect dress and equipment

The following dress is permitted according to the level of competition.

Penalties for incorrect or not permitted dress, saddlery and equipment are outlined in Annex E

- if dress, saddlery or equipment is "not permitted", wearing such items will entail elimination
- the wearing of "incorrect" dress for the appropriate level will incur a penalty of - 2 points from each judge. Refer table Annex E

5.1.1 Dress per level table

Level	Hat	Coat	Shirt	Stock / Tie	Jodhpurs/ Breeches	Boots	Gloves
Up to Medium level	Safety helmet as in 5.2	Short coat as per 5.8	Riders may ride without jackets if feeling overheated. A long, short sleeved or sleeveless shirt, and an appropriately pinned down	A stock or tie must be worn	White or light coloured breeches/ jodhpurs Seat may be dark colour	Long Boots or Jodhpur Boots Black, brown or same colour as coat (see 5.3) with or without gaiters. (see 5.4)	Must be worn, they may be white or a coordinating colour
Advanced level	Safety helmet as in 5.2	Short coat or tailcoat as per 5.8	stock, tie or ratcatcher must be worn.	a stock or tie in white, off-white, pale colour, same colour as coat or a shade of the coat colour, coloured trim is permitted	White or off-white breeches/ jodhpurs Seat may be dark colour	Long Boots: Black or same colour as coat (see 5.3)	White, off white preferred or same colour as jacket
FEI Levels Prix St Georges – Grand Prix	Safety helmet or Top Hat for riders 26 years and over as in 5.2	Short coat or tailcoat, - colour as per FEI rules see 5.8					
Optional at all levels	<ul style="list-style-type: none"> military personnel, police, etc, may wear service dress with a safety helmet spurs, whip, monkey grip, back protector 						

5.2 Headgear and helmets

In relation to helmets and other headwear:

- any person mounted on a horse must wear an approved safety helmet with the retaining harness secured and fastened. Failure to have the harness fastened will entail elimination.
- as an option, riders 26 years and over, riding Prix St Georges and above may wear a top hat (riders age is from the beginning of the calendar year they turn 26)

Protective headgear must conform with one of the current approved safety standards outlined below.

The EA General Regulations at rule 122.2 prescribe the current standards. It is the responsibility of the rider to ensure they are using a current standard safety helmet.

- current Australian standard AS/NZS 3838 (2006 onwards) provided they are SAI Global marked
- new Australian standard ARB HS 2012 provided they are SAI Global marked
- current American standards ASTM F1163 (2004a or 04a onwards) provided they are SEI marked, or SNELL E2001
- current British standard PAS 015 (1998 or 2011) provided they are BSI Kitemarked
- interim European Standard VG1 (01.040: 2014-12) with or without BSI Kitemark



BSI Kitemarked



SAI Global marked



SEI marked

5.2.1 All headgear should be secured when competing. However, if a rider's hat comes off during the test the C Judge must stop the test, so the rider can retrieve and replace the hat. The rider can have outside assistance to retrieve the hat. Once the hat has been replaced the test and judging recommences from where it was stopped.

5.2.2 Any type of camera **may not be attached to a helmet or anywhere on the rider, saddle or horse**

5.3 Footwear

In regards to a rider's footwear:

- a) all riders must wear riding boots, when mounted
- b) all boots must have heels and smooth soles or only lightly indented tread for safety reasons
- c) unsafe boots will entail elimination
- d) the exposed side of long boots must be smooth, a discrete zipper on the outside is permitted
- e) all boots must be a single colour, except for top boots or gaiters with a hunting top. Refer table 5.1.1 for colour of boots
- f) decorative features on top boots or gaiters are permitted only on the top edge of boots or hunting tops providing it is the same colour as the boot or of a colour to match the jacket

5.4 Gaiters/Chapettes

Riders please note:

- a) gaiters may be worn up to and including Advanced (Including YH events) with short coat only
- b) gaiters may only be worn with approved short boots
- c) the exposed side of the gaiter must be full grain leather
- d) the gaiters must match the colour of the boots, which must be black, brown or same colour as the coat
- e) gaiters may have hunting tops but only in brown, black or same colour as the boots
- f) suede on the exposed side of the gaiter is not permitted

5.5 Spurs

Riders please note:

- a) spurs may be worn by all competitors
- b) spurs must be identical on both sides, i.e. they must be a pair
- c) spurs must be made of metal or hard plastic
- d) a curved or straight shank must point directly back from the centre of the spur when on the rider's boot; rowels also must point directly back from the centre of the spur
- e) the **tip** of the shank must not point up or point inwards. Swan neck spurs are permitted
- f) the arms of the spur must be smooth
- g) if rowels are used, they must be blunt/smooth and free to rotate. Daisy rowels are permitted
- h) rowels must be in a vertical plane
- i) rowels in a horizontal plane are not permitted
- j) soft touch spurs with a rolling ball on either plane are permitted
- k) pony riders, (regardless of age), may only wear spurs that are no longer than 4.0 cm. The length of the spur is measured from the boot to the tip of the spur
- l) there is no maximum length of spurs for riders of horses
- m) metal spurs with hard plastic knobs are permitted
- n) dummy spurs with no shank are permitted
- o) Impuls spurs are permitted
- p) non-compliance or incorrect spurs will entail elimination

For further information regarding spurs, please see the current Dressage equipment on the EA website (<http://www.equestrian.org.au/dressage-rules>)

5.6 Whips

In relation to the carrying and using of whips:

- a) riders of horses may carry a whip up to 1.20m (120cm)
- b) riders of ponies may carry a whip up to 1.00m (100cm)
- c) the tassel is included when measuring the length of a whip
- d) for any horse/pony one whip, as specified above, may be carried and used
 - in the exercise and warm-up areas
 - in all tests up to and including Advanced level at all events including championships
 - by a rider anywhere on the ground when riding or leading a horse/pony
 - by other parties, providing that it is not used in connection with training a horse/pony
- e) whips are not to be carried at:
 - FEI-level tests at all State and Australian Championships (including Australian AOR, Australian Youth championships and Australian Pony Championships)
 - for Young Horse competitions refer to rule 9.1
- f) a lunging whip is permitted when lunging a horse or pony
- g) incorrect length or use of whip will entail elimination (as per annex E)

In FEI-level competitions at Australian and any State Championships a rider:

- circling the arena carrying a whip will incur a penalty of - 2 points from each judge
- entering the dressage arena with a whip will incur a penalty of - 2 points from each judge (this is not an error of course)
- carrying a whip in a test for more than 3 movements will entail elimination.

5.7 Shirts and neck wear

In regards to wearing of shirts and stocks/ties:

- a) the shirt should be tucked in. Collar and parts that will be visible when wearing a jacket should be white or a pale or coordinating colour. Patterns on body and sleeves of shirt are permitted even when not wearing a coat
- b) the collar must be either a ratcatcher or business-style collar – if the latter then a tie must be worn
- c) the shirt may be long sleeved, short sleeved, capped sleeve or sleeveless
- d) a waistcoat may be worn
- e) stocks are to be white, off white, a pale colour or same colour as coat, piping trim is permitted

5.8 Jackets and coats

In regards to the colour and style of jackets and coats for competition:

- a) from Preliminary to Advanced levels (informal), a jacket or coat must be short, may be double breasted. Cutaway coats/mini tails are permitted providing they are cut straight across the back
- b) for Advanced and all FEI levels, a tailcoat is optional. Jackets are permitted
- c) up to Advanced, the colour of the jacket or coat should be a solid colour or a very faint or tweed pattern
- d) for FEI levels jackets and coats should be a dark colour having a brightness value of less than 32% on the international HSV colour scale. Refer to the FEI website for Colour Chart
<http://www.fei.org/fei/disc/dressage/useful-docs>
- e) bright colours such as red, orange, pink, yellow, lime green, purple and wide contrast stripes and multi-coloured jackets and coats are not permitted
- f) accents such as piping and matching colour sections on collars and/or pocket flaps of a different colour to the coat are permitted
- g) tailcoats may be worn with snaffle
- h) wearing a coat is optional in if the rider feels overheated
- i) waistcoats and fitted vests are permitted with jackets and coats or when jackets and coats are not worn in hot weather

- j) back protectors may be worn under or over the jacket or coat
- k) a non flapping rain jacket, either clear or similar colour to the coat may be worn over the coat in wet weather

5.9 Pocket badges and Advertising

Pocket badges are only issued to riders for specific occasions. On most occasions only one pocket badge should be worn at competitions. A rider may have a second badge when riding as a representative. Once a rider has represented Australia at a World Championships or an Olympic Games they may wear the Australian flag pocket badge at all times. Information about the dimensions of the badge can be found in the EA General Regulations, *Article 135*.

Advertising and Publicity on Riders and Horses refer to the EA General Regulations Art 135 for information on flags and sponsor logos on saddlery and clothing.

5.10 Saddles and saddlecloths

In regards to permitted saddles and saddle cloths:

- a) a fully mounted dressage-type saddle (including all-purpose) of traditional or treeless construction is compulsory and may be used with or without a saddlecloth
- b) all parts of the saddle to be black or brown only. Coloured piping on the seat of the saddle permitted
- c) Western saddles are not permitted and will entail elimination
- d) any saddle that does not meet the required criteria will entail elimination
- e) a crupper may be worn by ponies
- f) saddlecloths may be square or shaped. White is preferred but pale colours permitted
- g) a sheepskin/fleece girth cover is permitted

5.10.1 Stirrups

In regards to stirrups:

- a) safety stirrups, including toe stoppers, are permitted
- b) lock in stirrups, stirrup tie downs and magnetised stirrups are not permitted
- c) stirrups must have closed branches, and no attachments. The foot must not be fully enclosed and must in no way be attached to the stirrups (for example with magnets). Safety stirrups may have an opening on the outside branch
- d) in the interests of safety, the stirrup iron and the stirrup leather must hang freely from the bar of the saddle on the outside of the flap (this also applies to safety stirrups). The rider must not directly or indirectly tie any part of their body to the saddle or stirrup

5.11 Bridles, nosebands and bits

In regard to permitted bridles:

- a) bridles must be black or brown. Coloured accent or piping is permitted
- b) except for the buckles and padding the headstall and noseband, must be made entirely of leather or leather-like material. Nylon or other non-metal material may be used to reinforce leather in the headstall but must not be in direct contact with the horse. Elastic inserts are permitted in the crown piece and cheek pieces only and must not be in direct contact with the horse or the bit
- c) padding is permitted under bridles, but any padding used must be discreet and applied to the underside of the bridle only
- d) a browband is required, and except for the parts that attach to the crown piece or headstall is not required to be made of leather or leather-like material
- e) the crown piece of the bridle must lie immediately behind the poll and may extend forward onto the poll but must not be fitted to lie behind the skull
- f) a throat latch is required except when the combined noseband or Micklem bridle are used
- g) the reins of a bridle must be black or brown. A rein is a continuous, uninterrupted strap or line from the bridle bit to the hand

- h) each bit must be attached to a separate rein and reins may only be attached to the bit
- i) the reins can be made of leather, cotton, synthetic or a mix of these materials, Reins must not be made of rope or rope-like material
- j) rein additions are not permitted and there must be no attachments, elastic inserts, loops or otherwise along the length of the rein. Martingale stoppers and continental reins with billets are permitted
- k) bitless bridles are not permitted

5.11.1 Nosebands

In regard to nosebands:

- a) a noseband is compulsory
- b) the wearing of two nosebands at an event is not permitted and will entail elimination
- c) the wearing of non-approved nosebands will entail elimination
- d) nosebands may never be so tightly fixed as to harm the horse. Officials should not loosen the noseband but request the rider to do so. If the rider refuses and the official is of the opinion the noseband is still too tight; the Ground Jury should be approached to make a ruling
- e) padding under the noseband is permitted as long as it is securely attached

5.11.2 Bits

In regard to all bits:

The use of non-approved bit/s or incorrect thickness of bit/s will entail elimination

- a) bits must be smooth with a solid surface, all parts going into the horse's mouth shall be rounded, and not ridged, sharp or corrugated
- b) twisted and wire bits are prohibited
- c) bits must be made of metal, rigid plastic, or durable synthetic material and may be covered with rubber or latex
- d) bits must not place mechanical restraint upon the tongue
- e) the diameter of the mouthpiece must be such so as not to hurt the horse
- f) the diameter of the mouthpiece is measured adjacent to the rings or the cheeks of the mouthpiece
- g) mouthpieces may be the same thickness or tapered towards the centre or central joints
- h) wrapping of bit with any kind of material is not permitted

5.11.3 Snaffle bridle

A snaffle bridle is an English-type bridle with a single snaffle-type bit and one set of reins

- a) a snaffle bridle is compulsory in all tests up to and including Elementary level
- b) a snaffle bridle is optional at Medium level, Advanced and all FEI-level competitions
- c) one-eared bridles are not permitted under penalty of elimination

5.11.3.1 Nosebands for snaffle bridles

It is compulsory to have one (only) of the following nosebands on a snaffle bridle:

- a) dropped noseband (see Illustration 1)
- b) cavesson noseband (see Illustration 2)
- c) flash (or Hanoverian) noseband (see Illustration 3)
- d) crossed (Grackle or Mexican noseband (not permitted in Young Horse competitions) (see Illustration 4)

See 5.21 for illustrations of permitted nosebands

5.11.3.2 Snaffle Bits

The use of non-approved bit/s or incorrect thickness of bit/s will entail elimination. Bit measurement has a tolerance of +/-1mm.

Only snaffle bits that have the following features are approved for use in dressage:

- a) the minimum diameter of the mouthpiece is 10mm for ponies including Young Pony competitions and 12mm for horses (14mm in Young horse competitions see rule 9.1.2)
- b) snaffle bits may be used with loose ring, D-Ring, eggbutt or hanging cheeks (Baucher). Single or double-jointed snaffles may also be used with upper or lower cheeks, hanging cheeks, full cheeks or Fulmer cheeks. Loose rings may have a sleeve fitted around part of the ring
- c) a snaffle may have up to two joints. A bushing or coupling is permitted as the centre link in a double-jointed snaffle; however, the surface of the centre piece must be solid with no moveable parts other than a roller. The centre link may be tilted in a different orientation from the mouthpiece but must have rounded edges and may not have the effect of a tongue plate
- d) a double-jointed snaffle or snaffle with rotating mouthpiece may be shaped to allow tongue relief. The maximum height of the deviation is 30mm from the lower part of tongue side to the highest part of the deviation. The widest part of the deviation must be where the mouthpiece contacts the tongue and must have a minimum width of 30mm. The mouthpiece of a jointed or unjointed snaffle may be shaped in a curve within the dimensions specified above
- e) forward curved bits are permitted but not with hanging cheeks and they must have a joint (i.e. centrepiece must move) and can have fixed or loose ring

Keeping within the definition above, some of the types of bits permitted are described and illustrated at the end of this section in rule 5.20. Also permitted but not illustrated:

- f) half-moon — port-mouth — curved
- g) rubber or synthetic bits covering metal (but not chain) – both jointed and unjointed
- h) sweet iron bit

5.11.4 Double bridle

- a) a double bridle is an English-type bridle with a bridoon (snaffle) bit and a curb bit and curb chain (made of metal or leather or a combination). Both bits have a set of reins attached
- b) a double bridle with a pelham bit is not permitted in any dressage test. If metal bits are used, all parts of the bit going into the horse's mouth must be of metal (not necessarily the same metal)
- c) a double bridle may be worn in the warm up for tests where a double bridle is permitted. i.e. Medium tests and above and 7yo Young Horse tests

5.11.4.1 Bridoon

A bridoon is defined as a snaffle bit that is used together with a curb bit to form a double bridle.

In addition to rule 5.11- Bits, the bridoon bit of a double bridle must also comply with the following:

- a) flexible rubber or synthetic bits or those made of rubber or rubber and chain are not permitted
- b) bridoons may have loose ring, D-ring or eggbutt cheeks
- c) the diameter of the mouthpiece must be such so as not to hurt the horse, the minimum diameter of the mouthpiece is 10mm diameter
- d) must have one or two joints. A bushing or coupling is permitted as the centre link in a double jointed bridoon; however, the surface of the centre piece must be solid with no moveable parts other than a roller. The centre link may not have the effect of a tongue plate
- e) bridoons where the centre link(s) of the bit can lock and have the effect of a mullen mouth snaffle are not permitted
- f) multiple 'rollers' are not permitted

5.11.4.2 Curb

The curb bits of the double bridle must comply with the following:

- a) the curb must be made of metal, rigid plastic or durable synthetic material and may be covered with rubber/latex (manufactured state)
- b) must be smooth with a solid surface, all parts going into the horse's mouth shall be rounded and not ridged, sharp or corrugated
- c) twisted and wire bits are prohibited
- d) flexible rubber or synthetic bits or those made of rubber or rubber and chain are not permitted
- e) the mouthpiece may be straight or shaped to allow tongue relief. The maximum height of the deviation is 30mm from the lower part of tongue side to the highest part of the deviation. The widest part of the deviation must be where the mouthpiece contacts the tongue and must have a minimum width of 30mm
- f) the upper cheek must not be longer than the lower cheek
- g) curbs may have straight or S-shaped cheeks. They may have rotating lever arms
- h) the curb 'chain' can be made of metal, leather or a combination. The cover for curb chain' can be made of leather, rubber or sheepskin. Curb chain hooks may be fixed or not fixed
- i) the curb chain must be correctly fitted (must lie flat against the horse's chin). Curb chains may never be so tightly fixed as to harm the horse
- j) the minimum diameter of the mouthpiece is 12mm
- k) the lever arm of the curb bit (length below the mouthpiece) is limited to 10 cm
- l) if the curb has a sliding mouthpiece, the lever arm of the curb bit below the mouth piece should not measure more than 10 cm when the mouth piece is at the uppermost position

5.11.4.3 Double bridle noseband

- a) a cavesson noseband is compulsory with a double bridle under penalty of elimination
- b) refer to 5.21 diagram 5, when used as a double bridle, the lower strap of the nose band is not permitted

5.11.4.4 Optional Items for double bridles (not compulsory)

- a) lip strap (see Illustration 12)
- b) leather cover for curb chain (see Illustration 13)
- c) rubber cover for curb chain (see Illustration 14)

5.12 Table of equipment permitted/not permitted

Details of equipment	Permitted in competition	Permitted in warm-up & exercise areas but NOT past Gear Steward & NOT in competition	NOT permitted at an event or venue The wearing of any of the following at an event will entail elimination
Any equipment which the Ground Jury, TD or Chief Steward may determine is against the intent and general principles of dressage			X
Balancing reins (e.g. chambon, deGogue)			X
Bearing reins (e.g. chambon, deGogue)			X
Bit guards (leather/rubber circular gadgets that stop the bit pulling through)			X
Bitless bridles e.g. hackamores			X
Blinkers, any form			X
Boots, bell boots and bandages Penalties are cumulative		<ul style="list-style-type: none"> -2 pts from each judge if worn in the space around the arena -2 pts from each judge if worn in the arena 	
Breastplates	Up to and incl Medium with a snaffle bridle		
Crystal mane bands			X
Snaffle Bridle	All levels	All levels	
Double bridle	Med & above & 7yo Young Horse competitions	Med & above & 7yo Young Horse competitions	
Ear plugs	Permitted in presentations only		
False tail/tail extensions - no metal or added extra weight – penalty of elimination For FEI-sanctioned events refer to FEI rules Article 428.4	All levels — no metal or added extra weight or elimination		
Foregirths	All levels		
Grass reins			X
Headphones or similar devices		X	
Decoration on the horse incl mane/tail with items such as ribbons, flowers, glitter, etc, is, not permitted, apart from a red ribbon in the tail to indicate a horse that kicks			X
Monkey grip	All levels		
Nasal strips			X
Neck straps	All levels for safety purposes only		
Removable over-boots (e.g. Easy Boot/Mac Boot/Hoof Boot, Scoot Boot)		X	
Running martingales		with a snaffle bridle	
Running reins (e.g. chambon, deGogue)			X
Saddles – coloured piping	Yes		
Saddle covers (e.g. sheepskin or rain covers, etc)		X	
Stirrups – lock in, tie downs, magnetised			X
Tongue ties			X

<ul style="list-style-type: none"> • Whip (1 only) • Horses 1.2 m in length • Ponies 1 m in length • Refer to rule 5.6 for exceptions • Penalties are cumulative 	All levels subject to conditions of the event	In FEI level competitions at Australian and State Championships <ul style="list-style-type: none"> • -2 per judge if carried circling arena in events where not permitted • -2 per judge if carried in the arena-elimination if carried in test for more than 3 movements
---	---	--

5.13 Lunging equipment

When lunging a horse or pony the following equipment rules apply:

- lunging cavessons are permitted
- only one lunge rein may be used (more than one lunge rein and long reining not permitted)
- snaffles with a cavesson or a normal dropped noseband, Mexican noseband or a Flash noseband, running martingales (with snaffle only), boots and bandages are permitted
- double bridles are permitted but the lunge line or side reins are not permitted to be attached to the curb bit
- horses must be attached to a lunge line and be wearing a bit or lunging cavesson when being lunged at an event
- the lunging of a rider mounted in the saddle is not permitted anywhere at the event
- ear hoods are permitted
- a lunging whip is permitted when lunging a horse or pony

5.14 Ear hoods

Ear hoods are permitted to be worn under the following conditions:

- the ear hood must be a correct size for the horse and not cover the horse's eyes
- the ear hood may be made of material which provides for sound reduction
- ear hoods may not be attached to the noseband
- the OC/TD/Gear Steward may, after completion of the test, request the removal of any ear hood to verify that no additional insulation from manufactured state has been inserted in the ear hood and that ear plugs have not been inserted

5.15 Nose nets

Nose nets are only permitted to be used in competitions and warm-up on written approval by the EADC. Permission will be given on a case-by-case basis and the following will apply:

- applications, with a supporting letter from a veterinarian, are to be sent to the EADC
- registration details and name of the horse must appear in the application and also the veterinary certificate
- if approved, the rider of the horse with the nose net must send in a copy of the approval letter from the EADC with entries
- a copy of the approval letter will be sent to the relevant SDA for their records
- the rider must also produce a copy of the approval letter from EADC on request to a gear checker, steward or judge at the event
- it is also recommended that OCs place a copy on the judges' sheets and advise all stewards
- the nose net must be made of transparent material as per the example in rule 5.23
- the nose net must not cover the mouth or bit

5.16 Over-boots/Hoof boots

In regards to horse wearing shoes or hoof coverings:

- it is not mandatory for horses to be shod
- removable over-boots/hoof boots are permitted in the warm-up area but NOT permitted past the gear check or into the competition surrounds or arena
- glued-on shoes cannot cover any more of the hoof than does a nailed shoe, and the bulbs of the heel and full circumference of coronary band must be clearly visible

5.17 Protective coverings/ Boots/ Bandages

The following applies to any coverings of parts of the horse

- a) boots and/or bandages are permitted in warm-up but are not permitted in the competition arena
Penalties are outlined in rule 5.12
- b) any form of protective skin covering on the horse such as plaster/tape/belly band covering or towel, whether the skin is broken or not, is strictly forbidden at an event when the horse is under saddle during training, warm-up and competition and will entail elimination

5.18 Exemption Cards and riders with a disability

In order that riders with a disability may compete on equal terms, an Exemption scheme has been established by EA.

The scheme provides for exemption to EA Dressage Rules for riders who:

- a) are members of Equestrian Australia
- b) have an identified diagnosed disability supported by medical documentation but who are not eligible for Para-Equestrian classification
- c) would be eligible for Para-Equestrian classification but do not wish to be classified for PE competition

Application for Exemption forms are available from EA at

<https://www.equestrian.org.au/content/exemption-cards-dressage>)

Once received, each application will be considered by the EA Exemption Committee comprising:

- an accredited EA Para-Equestrian Classifier
- an A level dressage judge with a knowledge of judging riders with a disability
- an EA qualified coach with experience with riders with a disability

Upon approval by the Committee the rider will be issued with an EA Exemption Card for use in dressage competitions run under EA National Rules only. Exemption cards for compensatory aids will not apply to Young Horse competitions. Test calling in young Horse competitions will be permitted for riders with the appropriate exemption card.

Applications for exemptions for religious dress requirements should be sent to the EADC. Safety and welfare may not be compromised by such exemptions.

The Exemption Card will list the exemptions/special equipment permitted and a 'Valid to' date up to a maximum of four years. A copy of the Exemption Card must be provided to the OC at the time of entry and should be carried by the rider throughout the Competition. Para-Equestrian riders please refer to Section 10 for further information.

5.19 Gear check list

Please check the equipment page on the EA website for the latest updates to approved/not approved dress and gear at www.equestrian.org.au/sport/dressage/equipment.

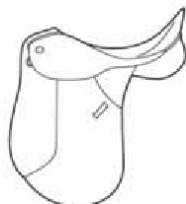
Please read carefully		Preliminary to Advanced		FEI tests at EA events*	
Headgear training/practice	Approved safety helmet	Compulsory		Compulsory	
Headgear final warm-up and competition	Approved safety helmet for riders 25 years and under riding horse or pony of any age	Compulsory		Compulsory	
	Top hat rider over 26years	X		Optional	
Jacket/Coat Refer to rule 5.4 and 5.8	General	To be in dark colour range – HSV blue, green, black, grey, brown. Tweed coats permitted. Bright colours such as pink, red, orange, yellow, lime green, purple and wide contrast stripes and multi coloured coats not permitted			
	Short coat/jacket	✓		✓	
	Tailcoat –colour asper rule 5.1.4	X Optional at Advanced level		✓	
	Cutaway coat /mini tails are permitted providing they are cut straight across the back.	✓		✓	
Jodhpurs or breeches	Jodhpurs	✓		X	
	Breeches	White, or light colored		✓ White or off-white	
Shirt	Refer to rule 5.7	Tucked in when not wearing a coat. Can be long sleeved, short sleeved, capped sleeve or sleeveless. Collar can be ratcatcher or business style – if latter tie must be worn.			
Tie, stock or ratcatcher	Tie	✓		✓	
	Stock	✓.		White, off-white, pale colour or same colour as coat. Piping trim is permitted	
	Ratcatcher	✓		✓	
Waistcoat		✓		✓	
Gloves		Compulsory at all levels,		white preferred or a dark colour to match coat	

Please read carefully		Preliminary to Advanced		FEI tests at EA events*
Boots	Short, black or brown	✓		X
	Top boots	black/brown or same colour as coat (hunting tops permitted)		black or same colour as coat
Gaiters	Black or brown or to match boots. Exposed side must be full grain leather.	✓		X
Spurs		Optional		Optional
	<ul style="list-style-type: none">• Must be smooth metal. Shank must point directly back from centre of spur when on the boot• Must be a pair• Tip of shank must not point up or inward. Soft touch spurs with rolling ball on either vertical or horizontal plane	Rowels must be blunt/smooth and rotate freely. Daisy rowels permitted. Metal spurs with plastic knobs, 'swan-neck' spurs and dummy spurs (no shank) permitted. Pony riders , regardless of age, may only wear spurs no longer than 4 cm. Length of the spur is measured from the boot to the tip of the spur.		
Whip	Max length 1.2m horses and 1.0m ponies	✓		✓ except in State/Aus Champs
Saddle	Dressage (including all-purpose), must be fully-mounted, used with or without a saddlecloth.			
Monkey grip		✓		✓
Horse Identification Numbers	One on each side of the bridle or saddlecloth is required and must be clearly visible. Should be worn whenever the horse is out of the stable including leading, grazing, under saddle at any time			
Bridle, black or brown only	Padding is permitted under bridles and must be discreet and applied to the underside of the bridle only.			
	Snaffle	✓		optional
	Bit and bridoon (Double),	not permitted Preliminary to Elementary	optional Medium and above	optional
Nosebands, black or brown only	Cavesson, Dropped Flash, Crossed (not for YH)	One (only) Compulsory see Section 5, rule 5.11.1. Only Cavesson permitted with double.		One (only) Compulsory see Section 5, rule 5.11.4.3. Only Cavesson permitted with double
False tails	Permitted, but must not contain any metal parts (except for hooks and eyelets) or added weight	✓		FEI permission for CDIs

Please read carefully		Preliminary to Advanced	FEI tests at EA events*
Additional gear	Breastplate	only with snaffle and only up to and including Medium level	X
	Foregirth	✓	✓
	Crupper	Permitted only for Ponies (but not in YH)	
	Running martingale, bandages, brushing boots, over-boots, double bridle (all levels), saddle covers, headphones	Warm-up area only	
	Side reins and lunge cavesson	Lunging only	
	Blinkers, ear plugs, nasal strips, bearing/ running/balancing reins, cheekers /bit guards, chambon/deGogue	Not permitted at all anywhere with the exception that ear plugs may be worn during prize giving.	
	Ear hoods	Permitted to be worn. May be checked by Gear Steward after their test, the rider must remove the ear hood for checking if requested.	
	Nose nets – Refer to 5.15 for details	Only permitted with EADC approval and evidence to be produced at gear check.	
	Back protectors	Permitted all levels	
Sponsor pocket badges Refer to EA General Regs <i>Article 135</i>	Max 80 cm ² , only breast height	✓	✓
Sponsor saddlecloth badges Refer to EA General Regs <i>Article 135</i>	Max 200 cm ² on each side	✓	✓
Bits: Refer to Section 5 for descriptions and illustrations			





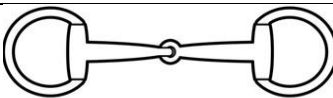
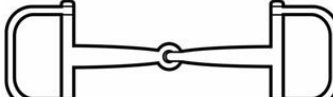
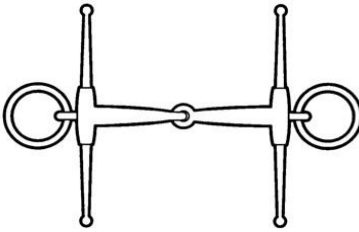
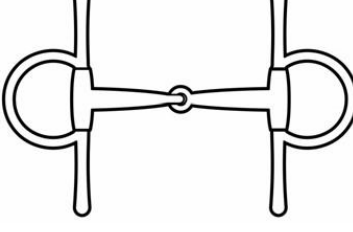
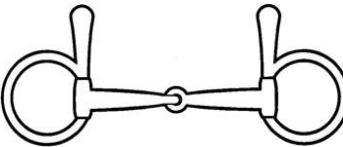
* For FEI events (CDI3*, CDI-W, CDI-Y, CDI-P, etc), dress and saddlery will be as per FEI rules (see www.fei.org)

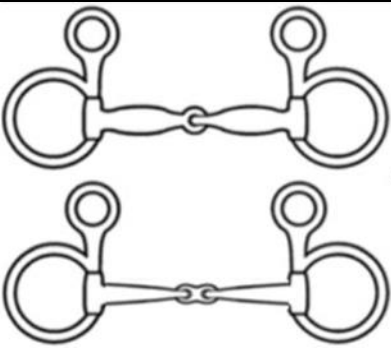
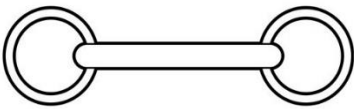
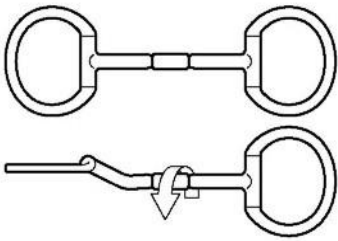

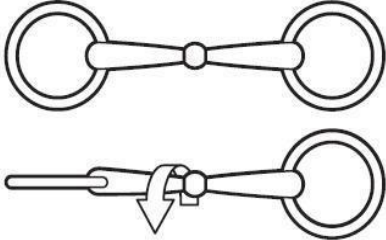
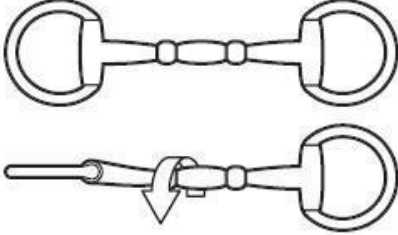
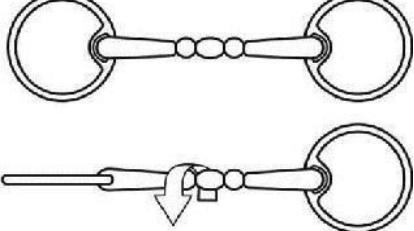
Example of permitted dressage saddle

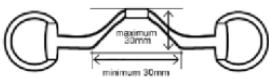




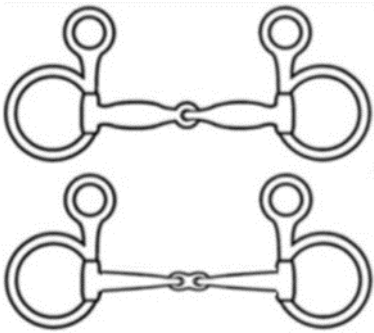
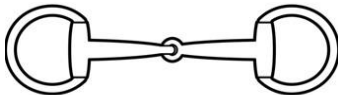


5.20 Permitted bits

Refer to EA equipment annex for illustration of permitted bits - <http://www.equestrian.org.au>




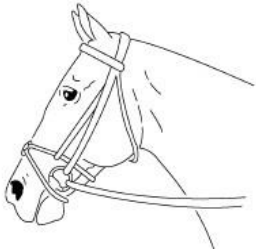


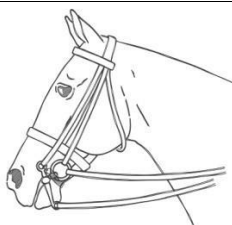
1. Loose ring snaffle	
2. Snaffle with jointed mouthpiece where middle piece must be rounded. Egg butt sides also permitted	
3. Snaffle with jointed mouthpiece where middle piece must be rounded. Egg butt sides also permitted	
4. Snaffle with jointed mouthpiece where middle piece must be rounded. Egg butt sides also permitted.	
5. Egg butt snaffle	
6. Racing snaffle (D ring)	
7. Loose- ring snaffle with cheeks (fulmer) (keepers permitted)	
8. Egg- but snaffle with cheeks (keepers permitted)	
9. Snaffle with upper cheeks only	

<p>10. Hanging cheek snaffle (single or double joint only)</p>	
<p>11. Straight bar snaffle. Permitted also with mullen mouth and with egg butt rings</p>	
<p>12. Snaffle with rotating mouthpiece</p>	
<p>13. Snaffle with rotating middle piece</p>	
<p>14. Rotary bits single jointed</p>	
<p>15. Rotary bits double jointed</p>	
<p>16. Rotary bit with rotating middle piece and lopped rings</p>	


Measurement for deviation to allow tongue relief in snaffle with rotating mouthpiece	
Double bridles bits - bridoons	
17. Loose-ring bridoon bit	
18. Loose-ring bridoon bit with jointed mouthpiece where the middle piece is rounded	
19. Loose-ring bridoon bits with jointed mouthpieces where the middle piece is rounded	
20. Bridoon bit with rotating middle piece	
21. Bridoon bit with hanging cheeks (single and double joint only)	
22. Egg-butt bridoon bit	

Curbs (curb chain hooks may be fixed)	
<p>23. Half-moon curb bit (top left) Half-moon curb bit with straight cheeks and port (top right and bottom) Curb bit with port and sliding mouthpiece (Weymouth). A curb bit with rotating lever arm also permitted (bottom)</p>	
24. Variation of the two sets of bits above	
25. Curb bit with S-curved cheeks	
26. Length of lever arm is limited to 10cm	
27. Lip strap	
28. Leather cover for curb chain	
29. Rubber or sheepskin cover for curb chain	
30. Curb chain (metal, leather or combination) – refer to rule 5.11.2	

5.21 Permitted nosebands

1. Dropped noseband	
2. Cavesson noseband	
3. Flash noseband (Hanoverian)	
4. Crossed noseband (Grackle or Mexican)	
5. Combined noseband – no throat lash. When 5 is used as a double bridle, the lower strap of the noseband is not permitted	
6. Micklem bridle	
Double bridle with cavesson noseband, bridoon bit and curb with curb chain 1, 3, 4 or 6 are not permitted when a double bridle is used	

5.22 Lunging Gear



5.23 Nose Net – Refer to rule 5.15



SECTION 6 ROLE OF OFFICIALS

All situations cannot be foreseen and in any exceptional circumstances it is the duty of the Ground Jury or the appropriate official(s) to make a decision **in a sporting spirit** adhering as closely as possible to the intent of these rules. All officials must abide by the *Equestrian Australian Code of Conduct for Officials*. Any official is authorised to:

- intervene in order to prevent any abuse of horses by riders, grooms, owners or any other person
- intervene in order to prevent any contravention of the common principles of behaviour, fairness and accepted standards of sportsmanship

6.1 Ground Jury

The Ground Jury consists of the judges of the event.

The Ground Jury:

- a) must be drawn from the current list
- b) may include suitably accredited visiting overseas judges

The President of the Ground Jury should be the judge positioned at C for the highest-level competition during the event.

6.1.1 The Ground Jury is responsible for:

- a) the technical judging of all individual and team competitions
- b) the allocation and verification of final placings in a competition
- c) settling all problems that may arise during the course of the event
- d) referring any case which is beyond its jurisdiction to the Appeal Committee
- e) referring any case within its jurisdiction but which it considers deserving of penalties not in the jurisdiction of the Ground Jury to the Appeal Committee
- f) referring to the Appeal Committee any matter not requiring an immediate decision for the purpose of judging the competition

Other tasks of the Ground Jury include:

- g) at the completion of judging the Chief Judge/TD/person authorised by the OC of a competition must, prior to the formal posting of placings, be given the original of the score sheet which has to include riders' and horses' names, individual judge's marks, overall total, percentage and provisional placing
- h) the Chief Judge/TD/person authorised by OC should quickly scan the document and when satisfied, sign and show the time of official posting of placings
- i) all members of a Ground Jury must remain at the event for at least 30 minutes after the official placings have been posted for the competitions they have judged
- j) the members of the Ground Jury must not take into account any unofficial advice or observations from persons who are not members of the Ground Jury, or anything they know beforehand of the competitors or their horses
- k) at events where a TD/Chief Steward has not been appointed it is recommended
- l) that the OC nominate an official to assist with any technicalities that may arise

6.2 Appeal Committee

An Appeal Committee consists of a president and 2 to 4 other persons and must be appointed for Australian and State Championships. It is responsible for:

- a) dealing with protests referred to it
- b) dealing with appeals against decisions of the Ground Jury
- c) dealing with all cases of infringements of any rules for which the Ground Jury is not responsible
- d) inviting any person deemed necessary to help them reach a decision
- e) at least one judge from the competition in which the incident occurred must be consulted

The following may **not** serve as a member of the Appeal Committee:

- f) owners of horses entered in the competition pertaining to the protest
- g) judges of the competition pertaining to the protest
- h) coaches of competitors entered in the event
- i) competitors entered in the event
- j) close relatives of those listed above
- k) Chefs d'Equipe or other officials of teams entered in the event
- l) the Technical Delegate
- m) any person with a conflict of interest

The decision of the Appeal Committee is final. Refer also to EA General Regulations Articles 150 and 160 and FEI Article (rule) 438.

6.3 Technical Delegate (TD)

A TD must be appointed for all major events including Australian Championships, State Championships and Regional Championships and is highly recommended for all Official Competitive and Participation events held at club level. Travel, accommodation and out-of-pocket expenses will be the responsibility of the OC.

The TD:

- must have a good knowledge of Dressage and the current Dressage rules and the EA General Regulations
- is to be independent from the OC and must be appointed at the beginning of the planning process for the event
- is to be paid \$100 per day including accommodation (if required), mileage at the current rate and meals
- ideally, should not be a judge at the event but could be a reserve judge for a small competition

A TD must be appointed by:

- a) the EADC for all Australian Championships including Youth, AOR, Young Horse and Pony
- b) the SDA for all State Championships including Youth, AOR Young Horse and Pony
- c) a TD is recommended to be appointed by the OC for Regional Championships and club Official events

In relation to the appointment by the EADC, OCs must submit suggested TD names by 31st August each year for the following year's events.

6.3.1 The TD is responsible for:

- a) approval of all administrative arrangements for the event from the time of appointment (no later than 6 weeks prior to the start of the event) to the end of the event
- b) approving the schedule prior to it being published
- c) inspection of the grounds and arenas and be satisfied that the technical details are in accordance with the rules
- d) assisting the Ground Jury to supervise the technical conduct of the event after indicating to the Chief Judge, when approached, that the arrangements are satisfactory
- e) instructing the OC to make any alterations to the arena or to any technical detail associated with the conduct of the event as is considered necessary in a timely manner
- f) approving the final results in instances where the Chief Judge is not available
- g) furnishing a report within 21 days after the completion of the event as follows:
 - for Australian Championships, send a copy to the EADC with a copy to the Event Director
 - for State Championships send a copy to the SDA and Event Director
 - for any other event send a copy to the OC

6.4 Chef d'Equipe

Where State or Australian teams are entered, a Chef d'Equipe must be appointed. This is compulsory for Australian Championships, Youth Championships, Pony Championships and State Championships.

The Chef d'Equipe is not permitted to fulfil any other official's role. Only the Chef d'Equipe may lodge a protest on behalf of the team or a team member.

The Chef d'Equipe is responsible for:

- a) managing the selected team of riders representing their state or nation
- b) confirming stabling, accommodation and travel arrangements of riders
- c) managing the communication with the travelling squad prior to arrival at the competition venue
- d) arranging a meeting of squad members to inform them of the Chef's responsibilities distributing the team uniform if applicable
- e) attending Chef d'Equipe meetings before and during the event, and conveying relevant information to riders and their appropriate coaches
- f) declaring details of the team in writing to the OC within the prescribed timeframe
- g) collection and return of Freestyle CDs (or tapes)
- h) ensuring the riders are aware of any changes in the official draw and anticipated delays in competition arenas
- i) providing a written report within 21 days to the EADC or SDA
- j) all communication with the OC, including protests on behalf of the team

6.5 Stewards

A steward is a trained, accredited EA or FEI official.

Wherever possible an accredited Steward should be appointed to an event.

The following categories of accredited Stewards exist:

- a) Steward General Australia Dressage
- b) FEI Stewards (levels 1,2,3) - 3 is the highest level
- c) Nationally accredited Stewards

The following additional categories of non-accredited assistants exist

- d) national candidate stewards (in training, not yet qualified and hold no official responsibility, may carry out all steward duties under the supervision of an accredited steward, may work as a non-accredited gear checker)
- e) non-accredited gear checkers may also be appointed to attend the gear check area at events to assist in the absence of an accredited steward or to assist the appointed steward at larger events. Non-accredited gear checkers hold no official capacity, will not make any decisions on their own nor interpret any rules on their own. They are fully reportable to an Accredited Steward if appointed or the Head of the Ground Jury if no accredited steward is appointed

6.5.1 Steward's Responsibilities

Stewards are responsible for ensuring the welfare of horses is upheld, that the rules and a fair playing field for the event are adhered to and that events are conducted safely.

At the Gear Check Area: A trained Steward is responsible for:

- a) checking each competitor off the draw
- b) check competition arenas set-up, safety, surface
- c) communicate with the organising committee
- d) guiding the rider on the legality of the saddlery, equipment and dress referred to in Section 5 and the current equipment annex

- e) checking the gear of each competitor for each test, either before the test or as specified in the schedule or on the notice board such as immediately after the tests is completed
- f) if the bit/bridle is in question, in which case any inspection must be done immediately after the completion of the test
 - if this inspection requires the removal of the bridle, a head collar/halter must be made available for this purpose or the horse can be taken to a safer environment such as a stable
 - any removal of equipment must be done by the rider or their agent
- g) ensuring that a competitor's gear check is completed to allow sufficient time for them to proceed to the competition arena and adhere to the time draw. If a problem arises during a gear check which may cause a delay, the competitor or their agent must be requested to re-present to the gear check immediately after their test concludes
- h) consulting with the TD or, in their absence, a member of the Ground Jury the Chief Judge if doubt exists regarding any item of saddlery or other equipment
- i) having a 1.0m and a 1.2 m gauge accessible (e.g. tube, rod, tape measure, mark on fence) to ensure compliance of competitor's whip
- j) using disposable surgical/protective gloves – one new pair for each horse – if inspecting the bridle (mouth area), checking the nose band, touching horse or spurs
- k) every consideration must be given to not disturbing the harmony of the horse and rider prior to them entering the competition area
- l) only the rider or their agent may alter any equipment the gear steward must not alter any gear. If gear is too tight, loose or incorrectly fitted, the rider or their agent must make the necessary adjustments
- m) it remains the full responsibility of the rider to comply with the equipment rules as outlined
- n) when an accredited steward has been appointed, if a rider does not have their gear checked they will incur elimination
- o) it is the responsibility of the OC to provide preferably at least one accredited Steward for an event. A volunteer may attend the gear check if an accredited Steward is not available (see rule 6.5 e)
- p) at club level if an accredited steward is appointed they should advise and supervise the volunteer gear checkers
- q) supervise warm-up areas
- r) ensure welfare of the horse is paramount
- s) the issue of yellow warning cards where warranted
- t) when an accredited steward has been appointed, if a rider does not have their gear checked they will incur elimination
- u) it is the responsibility of the OC to provide preferably at least one accredited Steward for an event. A volunteer may attend the gear check if an accredited Steward is not available (see rule 6.5 e)
- v) at club level if an accredited steward is appointed they should advise and supervise the volunteer gear checkers
- w) supervise warm-up areas
- x) ensure welfare of the horse is paramount
- y) the issue of yellow warning cards where warranted

6.5.1.1 If an accredited steward is not appointed to an event a non-accredited gear checker may take on the following roles:

- a) mark each competitor off the draw as presented to the gear check area
- b) report to the head of the ground jury (C Judge) if a competitor does not present to the Gear Check area, as this will incur elimination
- c) observing the gear of each competitor for each test, either before the test or as specified in the schedule or on the notice board
- d) ensure that a competitor's leave the gear check area in sufficient time for them to proceed to the competition arena and adhere to the time draw. If a problem arises during a gear check which may cause a delay, the competitor or their agent must be requested to re-present to the gear check immediately after their test concludes

- e) consulting with the TD or accredited Gear Steward, in their absence, the Chief Judge if doubt exist regarding any item of saddlery or other equipment
- f) having a 1.0m and a 1.2m gauge accessible (e.g. tube, rod, tape measure, mark on fence) to ensure compliance of competitor's whip
- g) every consideration must be given to not disturbing the harmony of the horse and rider prior to them entering the competition area
- h) the gear checker must not alter any gear. If the gear is too tight, loose or incorrectly fitted, the rider or their agent must make the necessary adjustments Refer to Section 5 rule 5.12 for a table of allowable items of dress, saddlery and equipment
- i) the gear checker must not touch the horse or rider unless under the supervision of an Accredited Steward

Refer to Section 5 rule 5.12 for a table of allowable items of dress, saddlery and equipment.

6.6 Chief Steward

A Chief Steward is to be appointed for all Australian Championships and State Championships and is highly recommended for Regional & Official Events. They are to be appointed from the current list of FEI accredited and Nationally accredited stewards. See rule 7.9 for payment of appointed Chief Stewards.

Where a TD is not appointed it is the Chief Steward who will undertake many of a TD's responsibilities. In this role they are expected to supervise competition, training and warm-up areas, stables and other areas where horses are held, ridden or treated, as well as the field of play for competition. Refer further to rule 12.30 for fuller description of role.

A Chief Steward is authorised to undertake any of the following duties. However, this list is not exhaustive.

- a) arrange for gate to grounds to be unlocked or open at least 1.5 hours before competitions begin
- b) brief stewards on their duties
- c) meet judges on arrival, introduce their writers and assign to respective arenas
- d) ensure that test papers are being regularly collected from judges
- e) ensure that scoresheets are updated
- f) ensure that competitions are running to time
- g) marshal winning competitors to receive awards
- h) confirm the number of stewards required for running the event with the OC
- i) prepare steward rosters as necessary
- j) ensure that arenas are correctly set-up, that surfaces are safe and well maintained to the highest standard possible
- k) manage stabling and warm-up areas
- l) work with the OC to ensure the best possible outcomes for both competitors and horses

The Chief Steward is responsible for ensuring the welfare of horses is upheld, that the rules and a fair playing field for the event are adhered to and that the events are conducted safely. In this role they are expected to supervise competition, training and warm-up areas, stables and other areas where horses are held, ridden or treated, as well as the field of play for competitions.

Any official is authorised to:

- m) intervene in order to prevent any abuse of horses by riders, grooms, owners or any other person
- n) intervene in order to prevent any contravention of the common principals of behaviour, fairness and accepted standards of sportsmanship

6.7 FEI Steward

An FEI Steward is to be appointed for FEI-sanctioned events, such as CDIs. The FEI Steward for these events is to be appointed by the Dressage Steward General to ensure that all FEI Stewards are getting the opportunity to maintain their accreditation. OCs are to submit recommended names to the Dressage Steward General by the 31 August each year

SECTION 7 RULES FOR OFFICIALS JUDGES AND ORGANISING COMMITTEES (OCs)

The guide below summarises various rules and sections of the EA dressage rules. All judges and event organisers must have access to a current rule book.

Both the EA and FEI rule books state how an exercise should be performed. The FEI *Dressage Handbook – Guidelines for Judging* will assist all judges in determining the qualities required to award the various marks (0–10) for each exercise.

Judges have a responsibility for the future of the sport of dressage. Only by constant and consistent self-education in understanding the principles of dressage, by attending and participating at seminars and by analysing (and discussing if necessary) their own results of a competition can this be achieved.

As part of their responsibility to the sport, judges should keep in mind that elimination of competitors should be done in a sporting spirit, and that rider and spectator friendliness of the sport should be considered along with the spirit and intention of the rule(s) in question. For instance, elimination for matters not related to welfare or safety (e.g. incorrect saddlery) is best done at the end of the test.

Only current EA judges are eligible to officiate at Official Competitive and Participation events/competitions.

7.1 Positioning judges around the arena

Bearing in mind the need to fully observe all movements, the placement of judges around the arena should be as close as possible to the guide below:

Judge	Outdoor arena	Indoor arena
C	maximum 5m/minimum 3m back	preferably minimum 3m back
M	maximum 5m/minimum 3 m back	prefer minimum 3m back and 2.5m in
H, K	and 2.5 m in from long side	from long side
E, B	maximum 5 m/minimum 3m back	prefer minimum 3m back

- the positioning of judges allows different aspects of a movement to be obtained
- if judges of a lower level are not yet confident, shadow judging at side positions should be encouraged to gain confidence
- keep in mind the position of the sun when placing judges at E or B. Subsequently the judge on the long side should be allotted their position first
- where 2 judges are used and the layout of the arena allows, 1 judge must sit at E or B
- where 3 judges are used and the layout of the arena allows, 1 judge **must** sit on the long side diagonally opposite the M or H Judge on the short side

Number of	Position on arena
1	positioned at C (Chief Judge)
2	second judge may be positioned at B, E, M or H
3	one judge must be placed at B or E when a judge is placed at H/M, a judge placed at E/B must be placed diagonally opposite the
5	positioned at C, M, B, E and H

7.2 Inspection of arenas

The judge/s must physically inspect the arena to ensure that:

- a) the arena is of a satisfactory standard with a low continuous fence of about 0.3 m made of materials compliant with EA rules, and if necessary have it modified
- b) the marker letters are the correct distance from the outside of the arena (about 0.5 m) and in the correct position
- c) the letter A must be placed at least 10–15 m back from the entry
- d) this marker must not be put to one side but must be centred to be in line with C

Once the competition has commenced, the conditions must remain (as much as possible) the same for all.

7.3 Scale of marks

Refer to rule 3.13

7.4 Execution of tests

Refer to rule 3.15

7.5 Errors of Course

Refer to rule 3.17

7.6 Allocation of marks and scoring

- a) each judge must allot from 10–0 marks for each numbered movement
- b) all half marks from 0.5 to 9.5 may also be used both for movements and collective marks, at the discretion of the judge – this also includes Freestyle competitions
- c) in Young Horse competitions, and in the artistic marks for Freestyle competitions marks to a single decimal point may be used (e.g. trot 7.8)
- d) these marks are then added together and any penalty marks are deducted
- e) it is essential that penalty marks are deducted from each individual judge's score before it is totalled
- f) total percentages to the 3rd decimal point for each judge must be clearly shown in results lists and on notice boards, together with the average percentage of all judges also to the 3rd decimal point
- g) a remark is strongly recommended for a mark of 5 or below
- h) a remark for all marks is recommended
- i) any alterations to marks must be initialled by the judge in ink
- j) where there is a difference of 8% or more in the EA levels *up to and including Advanced* between individual judges, the Chief Judge **must** initiate a brief discussion between the judges, preferably with scoresheets available where possible
- k) where there is a difference of 5% or more in the *FEI levels* between individual judges, the Chief
- l) judge **must** initiate a brief discussion between the judges, preferably with scoresheets available where possible
- m) under no circumstances are marks to be altered once the test sheet has been completed and collected from the judge

- n) the only instances that a test sheet is to be returned to the relevant judge are as follows:
 - the test sheet has not been signed
 - an altered mark has not been initialled
 - a mark has been missed
 - the scorers are unable to decipher a mark due to bad writing
 - where there are two or more judges and an error of course has been omitted by a judge
- o) judges are not to approach the scorers to look at test sheets during the competition
- p) it is recommended that judges do not look at scores on the scoreboard during the judging of a competition
- q) judges are not to discuss performances in public or at the scoreboard
- r) scoring should not be visible to the judges during a test. A running score (total average percentage) and open scoring (average marks per movement for all judges) to the audience is permitted

7.6.1 Incapacity of a judge

Where a member of the Ground Jury becomes incapable to judge before or during the competition (parts of the test or more), their scores will be removed from the result list of the whole competition. Where it is the C Judge that is incapacitated, the other judge/s must remain in their original judging position. One of the remaining judges will assume the responsibilities of the Chief Judge from their original position.

7.7 Unmarked movement

- a) if a mark has not been recorded and the judge cannot recall the movement, or cannot be found, the mark allotted should be the average of the collective marks at the end.

7.8 Protocol for judges accepting invitations to judge

When accepting invitations to judge an event, a judge must:

- a) declare their interest in any person or horse who, within the past 12 months immediately preceding the event, they have:
 - trained
 - owned/part owned
 - had any other business interest in
- b) even if the rider competes HC, a judge with a conflict of interest is unable to officiate in that competition
- c) check details that are important to them and advise organisers of their requirements at the time of first contact
- d) be definite and clear about their expectations. This does NOT include continually judging at only highest level of accreditation
- e) ask for a contact name, phone number and e-mail address, and request that details be confirmed in writing within the next fortnight
- f) follow up two weeks prior to the competition if arrangements have not already been confirmed
- g) let the organisers know of any unavoidable changes to their availability as soon as possible
- h) arrive at the venue 30 minutes before starting time
- i) must have their rulebook with them
- j) advise the organisers prior to the day of the competition if they are bringing their own penciller/writer
- k) advise the organisers if you require a car (if applicable)

- l) remember the dressage event is a joint effort between organisers, competitors and other judges and all deserve to be treated with equal respect and courtesy
- m) when accepting a judging commitment make sure they agree on travelling allowance and honorarium and make the OC aware of the distance they have to travel
- n) be aware that if they have more than a 2 hour drive to the venue they have the right to ask for accommodation the night before (e.g. if starting before 10.30 am, likewise if they are to finish after 6.30 pm) and the same should apply in reverse
- o) adhere to the code of conduct, as well as the dress code (at least smart casual and no work jeans) as matter of respect for all involved in the competition
- p) make themselves available to discuss test papers with individual riders and make it known to the OC when they are available so that it can be announced over the PA
- q) be aware that discussion with a rider about an individual horse/rider test can only take place if the rider has their test sheet with them
- r) know the EA Disciplinary By-Law and know what action to take should it occur (i.e. rules as per abuse of horse, rider, judge, etc.) For more information see www.equestrian.org.au
- s) insist on the ruling of receiving a draw at the same time as the competitors in order to be aware of any conflicts so that the OC can be advised as quickly as possible. The draw must indicate the breaks and lunch break as well as comply with the 35 horses per competition and 40-horse limit per day rule
- t) ask for a mobile number to contact on the day of competition should they be delayed (flat tyre, accident, etc) on the way to the venue
- u) offer assistance to the OC should it be necessary prior to the competition with regards to rules and regulations re arenas, footing, risk and safety

Other things to note:

- v) at times judges will be asked to judge lower levels (e.g. Preparatory, Preliminary or Novice). This is really where we need our experienced judges in order to make sure that these horses and riders are put on the correct training path. Judges must therefore be prepared to judge all levels up to, and including their accredited level, and not only judge at the higher end of their accreditation
- w) a judge is expected to judge what they see in a fair and unbiased way and avoid any personal comments, such as 'have seen horse go better'
- x) a judge's commitment to judge is paramount and should only be broken if circumstances beyond their control intervene
- y) should such circumstances arise, a judge must try to provide organisers with the name of a replacement who is willing to take their place

7.8.1 Risk management and dogs

- a) dogs or other distractions are not permitted in the car or judging box with judges
- b) judges must apply risk management and safety principles at all times and act accordingly

7.9 Guidelines for reimbursement - Out-of-pocket expenses for judges, accredited FEI/EA Stewards

It is required that judges, accredited FEI stewards and EA stewards will receive an honorarium as reimbursement of expenses as follows. However, the official and OC may negotiate a mutually suitable arrangement at time of invitation.

- a) for judges a minimum of \$50 per day or \$20 per hour of actual judging (whichever is greater)
- b) for accredited FEI and EA Stewards a minimum of \$50 per day or \$20 per stewarding hour up to a maximum of \$150 per day

- c) mileage at the minimum rate of 68c per km for the round trip to maximum of \$300. Where longer distances are involved this can be negotiated at time of invitation
- d) for regional events where airfares and/or accommodation are provided, the honorarium may be negotiated between the judge/accredited FEI or EA Steward and the OC
- e) any negotiation must take place at the time of the invitation
- f) when a rider, who is also an accredited judge, has entered to compete at an event and subsequently is asked to judge at the same event, the usual practice shall be that the rider/judge is paid the judging honorarium only, but not the travel money
- g) judge protocol session to be determined by prior arrangement to a maximum of \$300 per day plus mileage

7.10 General items

- a) when selecting writers for International FEI Competitions:
 - first preference should go to Judge Educators and Mentors
 - second preference should go to other senior judges eligible to supervise shadow judging (A, B, C or D level)
 - third preference should go to E, F or G level judges
- b) no judge should be expected to judge more than 40 horses/day
- c) no judge should judge over 35 horses in any one competition
- d) if a judge is required to judge more than one competition, there should be a minimum of 30 minutes between the last horse in one competition and the first horse in the next
- e) OCs should provide a quiet area, away from the scoreboard, where judges can be given access to a duplicate copy of the full result sheet and individual judges marks for their perusal
- f) judges must stay on the grounds for a period of at least 30 minutes after the posting of the placings, so the results should be collated as quickly as possible
- g) the use of electronic communication, including mobile phones, is not permitted while judging
- h) judges are not permitted to use videos or any photographic equipment whilst judging
- i) when judging FEI level competitions judges are to ensure that they are using the correct FEI level judging sheets (Note: Error of Course penalties are different to FEI rules)

7.11 Draw

- a) at least 72 hours before the start of the event, competitors and judges are to be:
 - sent a copy of the draw by e-mail or post, or
 - advised by e-mail when the draw is available along with details of a web address for access to the draw
- b) the draw is to include the name/s of the judges for each competition to ascertain any conflict of interest
- c) the draw should allow for at least a 15 minute break for judges after every 10 horses judged

7.12 Competitions

Judges must be aware that at competitions:

- a) a horse/pony may only enter and compete in 2 consecutive levels e.g. Prelim/Nov, PSG/Int I
- b) a horse/pony may only enter and compete in no more than 3 tests in a day, which may include a freestyle test
- c) at Prix St Georges and above horses/ponies may only enter and compete in 2 FEI-level competitions per day and this may include a Freestyle. If competing in an FEI test horses can only compete in one other EA test on the day. A horse competing in PSG may only compete in one Advanced competition

7.13 Maximum number of competitors per competition

Judges are to be aware that the maximum number of horses per competition are:

- a) 35 up to and including Prix St Georges
- b) at the OCs discretion for competitions from Intermediate I to Grand Prix

7.14 Results

- a) results must be shown in percentages only (not total marks) to 3 decimal places for each judge, then averaged to achieve a final percentage score
- b) scores should be updated on the scoreboard at very regular intervals, and final results should be made available as soon as possible at the completion of a test
- c) final results must be signed off by the Chief Judge prior to posting
- d) competitors must have access to their test sheet/s at the same time as the final results are posted
- e) final result sheets should be given to each judge at the end of competition
- f) if a rider withdraws prior to a competition, is excused, eliminated or a 'no show' prior to or during the performance of a test, the words 'withdrawn'/'eliminated'/'no show' or abbreviations must appear after the rider's name on the result sheet

As per rule 7.6 above, a discussion between the judges must take place where there are discrepancies in the marks.

SECTION 8 FREESTYLES

This section is for Freestyle competitions which are dressage competitions performed to music chosen by the rider. There is a list of compulsory movements at each level that must be performed.

8.1 Entry, salute and timing

- a) freestyle tests are timed
- b) the rider must signal the sound technician after the bell has been rung
- c) once the bell has sounded the rider has 45 seconds, plus 30 seconds of entry music to enter the arena (total of 75 seconds)
- d) not giving the signal for the music to start within 45 seconds of the bell will incur a penalty of 0.5% from each judge
- e) entering the arena after 30 seconds of music will incur a penalty of 0.5% from each judge. Further failure to enter after 90 sec = elimination
- f) if there is no entry music this will not entail elimination, but it will affect the artistic mark
- g) if the rider enters the arena clearly late, 0.5% shall be deducted by each judge from the score
- h) the music must cease at the final salute
- i) at the beginning and end of a Freestyle test a halt for the salute is compulsory and must be shown on the centre line in the direction of C
- j) the test time starts after the first halt and stops at the final salute
- k) if the test is clearly shorter or longer than the stipulated time limit on the test sheet, a penalty of 2 points from each judge will be incurred, from the total artistic marks. For FEI freestyles -0.5% from the total artistic percentage
- l) slight failure to perform within the given time (approx. 10 seconds) should be treated generously without a deduction of marks, especially if unusual circumstances (such as external distractions or bad conditions of the ground) occur

8.2 Music

8.2.1 Technical failure

In the case of a rider's music failing during a Freestyle test:

- a) where there is no back-up system, the rider can, with the permission of the Chief Judge, leave the arena
- b) the Chief Judge, after conferring with the rider, will determine when the rider must return to the arena
- c) there should be minimum interference with starting times of other riders
- d) the affected rider should return to complete or restart their test during a scheduled break in the competition or at the end of the competition or as directed by the President of the Ground Jury
- e) the rider may decide whether to take up the test at the point where the music failed, or to start again
- f) if the rider chooses to start again, all marks on the sheet must stay as originally given up to that point
- g) when the music failed, and from then on judge as normal
- h) if the music stops towards the end and all the technical marks have been already filled in by the judge, then the judge will judge on the music up to that point
- i) if the music stops half-way and the rider does not have another CD and all technical requirements
- j) have not been completed the rider must retire

8.2.2 Guidelines for riders and OCs

- a) music must be provided on a CD or otherwise as specified by the OC (e.g. USB stick)
- b) riders have the right to request the OC for a sound check on their music
- c) it is recommended that riders have a back-up copy of their music with them at the event.
- d) each music source must clearly show the name of the rider and horse
- e) it is recommended to have a timekeeper/course watcher, especially in FEI-level Freestyle tests

8.3 How to judge a Freestyle – Guidelines for Judges

The judge must be confident the writer knows all the compulsory movements and how to record the marks.

- a) half marks (0.5) for the technical may be used at the discretion of the Judge
- b) 0.1 decimals may be used for the artistic marks at the discretion of the Judge
- c) a mark should be given each time a compulsory movement is shown. This mark must be placed in the relevant area on the test sheet
- d) as some compulsory movements will be shown more than once, therefore gaining more than one mark, there could be several marks for one required movement
- e) at the completion of each test the Judge will decide the final mark to be awarded for each movement e.g. for flying changes a horse is awarded 6.0,7.0,7.0, 6.0 (divide the total of the 4 marks by 4 to come to the final mark = 6.5)

8.4 Artistic marks

The five artistic marks are scored by 0.1 increments (i.e. 7.8) and multiplied by their coefficients:

- 1) Rhythm, Energy and Elasticity
- 2) Harmony between rider and horse
- 3) Choreography
- 4) Degree of Difficulty
- 5) Music and interpretation of the music

The total of the artistic performance is found by adding the five final marks, multiplied by their coefficients.

All artistic marks are more or less dependent on the quality of the technical execution. It is especially important that the artistic marks for the following should correlate with the technical score:

- Rhythm, Energy and Elasticity
- Harmony between rider and horse
- Degree of Difficulty

This means, if a Freestyle shows a high degree of difficulty but the technical execution is incorrect, especially the marks for harmony and degree of difficulty have to be lowered. On the other side, if the quality of the execution is high but the degree of difficulty is low, the degree of difficulty mark cannot be increased significantly.

In addition, the marks for the following can be negatively influenced in cases of resistance, disobedience and disturbance:

- Choreography
- Music and interpretation of the music

If the music does not match the paces, transitions or the final salute, the mark for music must be reduced.

For further deductions in the case of omissions or a wrong execution see below.

8.5 Execution of movements

Please refer to each freestyle sheet at relevant level for the compulsory movements required. They are available on the EA website.

- a) **Entry** – Novice, Elementary, Medium – the entry must be at the walk or the trot. All other levels may enter at the canter. Mistakes before the first salute have to be taken into account
- b) **Halts** – The first and the last halt and salute have to be shown on the centre line in the direction of C
- c) **Walk** – Walks should be shown as specified in the test and must be consecutive. Walk pirouette may be embedded into the collected walk
- d) **Leg yield** – Novice – one change of direction in leg yield may be shown on either rein, providing that the change of direction is clearly shown on a straight line, and the angle and flexion of the leg yield are shown correctly

- e) **Trot** – counter changes of hand (see table 8.11 and rule 2.12.5. for restrictions) – the angles are left to the rider's discretion
- f) **Change of rein through trot** – Novice – only 3 to 4 steps of trot
- g) **Canter** – counter changes of hand (see table 8.11 and rule 2.12.5 for restrictions) – the angles of half passes is at the rider's discretion. However, half passes shown below the steepness of the relevant standard tests will be regarded as very easy
- h) **Travers/Renvers** (see table 6.11 for restrictions at each level) are permitted as part of the choreography but do not substitute any required half passes
- i) **Canter pirouettes** – canter pirouettes (half and full) must be shown from collected canter and lead to collected canter
- j) **Canter pirouettes** performed from/into halt, walk or piaffe are counted in the required pirouettes only if they are in addition to a correct pirouette as specified in 8.5 (i). If they are the only ones shown to either side, the technical mark has to be below 5 and the marks for choreography and degree of difficulty cannot be higher than 5.5. A combination of pirouettes left/right should at least have 3-4 canter strides in between
- k) **Double pirouettes** should be judged as one movement and not given the average mark of the two single pirouettes. Piaffe pirouettes can be shown in many ways: from 90° - 360°, or as a fan with changes of direction. More than 360° in one direction is not recommended in a well -balanced choreography
- l) **Piaffe pirouettes** (in addition to the requested piaffe with a number of 10 straight steps) are scored technically as a piaffe, each time shown
- m) **Passage half passes** (only in addition to a requested passage with a minimum of 15m on one track) are scored technically as a passage each time it is shown. They can be shown as single half passes in one direction or as a “zig-zag”. They should be executed at least 5m sideways to make them recognisable
- n) **Piaffe pirouettes** and **half passes in passage** can only be counted as a difficulty if well executed (7 and above)

8.6 Omissions or movements of a higher level

- a) if a compulsory movement has been left out completely and **deliberately**, the judge has to give a zero (0) for this movement
- b) the scores for both choreography and degree of difficulty cannot be higher than **maximum 5.5**
- c) it is up to the judge to go lower with these two marks if more than one movement has been left out
- d) if a competitor **deliberately** shows movements of a higher level not mentioned in the test sheet no mark for the technical execution of that movement is possible
- e) the scores for both choreography and degree of difficulty cannot be higher than **maximum 5.5**
- f) it is up to the judge to go lower with these two marks if more than one movement of a higher level has been **deliberately** shown
- g) the combination **will not** be eliminated for showing a movement of a higher level

8.6.1 Examples of movement of a higher level – refer to table 8.11 and 8.12

8.7 Execution of movements below requirements

If shown deliberately without having been shown correctly at least once

- a) walk – clearly less than what is required in the test – 20m and/or 10m
- b) passage - clearly less distance than what is required in the test. Must have at least 1 x 15m passage
- c) piaffe – clearly less than 1 x 10 straight piaffe steps
- d) half instead of full pirouette
- e) deliberately not enough flying changes in a series
- f) not being able to show the required number of changes due to a mistake or resistance of the horse will not automatically reduce the marks for choreography and degree of difficulty but must reduce the technical mark and can reduce the mark for harmony

8.8 Incorrect execution of any kind

- i.e. a movement has been shown but in the wrong way which means a mark for *technical execution is possible*
- a) in the event of the movements in 8.12 being **deliberately** shown (not as a result of a mistake), the mark for the technical execution of that movement cannot be higher than **maximum 4.5**
 - b) the scores for both choreography and degree of difficulty cannot be higher than **maximum 5.5**
 - c) it is up to the judge to go down with these two marks if more than one movement has **deliberately** been shown in an incorrect way in regard to the Freestyle rules

8.8.1 Exceeding the requirements deliberately

Regardless of this movement having also been shown correctly – no averaging of marks will occur

The logic for the judge should be that something that has been shown earns more than something that has not been shown (=0). By way of example, if a rider does a triple pirouette and a correct double pirouette on the right rein, the rider is not eliminated. But the final mark for the right pirouette must be below 5 no matter how well the correct right pirouette has been executed. This horse gets more (below 5) than if the right pirouette had not been executed at all (0).

Choreography and degree of difficulty would achieve a maximum 5.5. Judges can still go lower for these 2 marks and that is up to the judge. The main thing is they cannot be higher.

Refer to Table 8.11 and 8.12 for EA Freestyle rules

8.8.2 Execution not according to the rules

*(if shown **deliberately**, without having been shown correctly at least once)*

Some examples below:

Paces

- a) walk not shown on straight or curved lines but only performed clearly as lateral movement (e.g. as shoulder-in, half pass etc)
- b) extended trot only shown on a circle line or through two corners
- c) collected canter without showing 8 m volte (FEI Pony Freestyle – movement 13)

Movements

- d) Piaffe only shown as a pirouette
- e) Passage only shown as half pass

8.9 Mistakes of the rider

Deduction in the mark for Harmony = the rider's mark

In the event of the following being shown the harmony mark should be reduced by **0.5**:

- a) influencing the public with the hand
- b) removing the hat

The judge has to deduct **1.0** point in cases when the rider tries to influence the public with his hands and or the hat more frequently.

If the rider influences the horse with the hat, this should lead to an insufficient **technical** score for the respective movement/s.

8.10 Scoring of Freestyles

- a) In the case of equality (ties) in a Freestyle test for the first 3 places, the higher artistic marks will decide on the better placing. In the case of equality for remaining places the riders are given the same placing
- b) interim scores/final scores for Freestyles must show both technical and artistic marks for each judge

8.11 Table for Marking Omissions and Incorrect Execution in Freestyles

- a) Clearly above/below required time limit: Deduction of 0.5 percentage points from total of Artistic Score
- b) Technical Marks: Half marks (0.5)
- c) Artistic Marks: Decimals (0.1) may be used

			Final Technical Mark	Choreography	Degree of Difficulty
GEN	Deliberate OMISSION of a compulsory movement		0	Max 5.5	Max 5.5
	Showing <u>deliberately</u> a movement of a HIGHER LEVEL		No mark possible	Max 5.5	Max 5.5
	NOT ELIMINATION ANYMORE				
	INCORRECT EXECUTIONS (see below)				
	EXCEEDING requirements <u>deliberately</u>		Below 5	Max 5.5	Max 5.5
	Regardless of any other correct execution		No average mark	Max 5.5	Max 5.5
	Execution <u>deliberately</u> NOT ACCORDING TO RULES		Below 5	Max 5.5	Max 5.5
	Applies only if movement has not been shown correctly at least 1x				
	Execution <u>deliberately</u> + clearly BELOW REQUIREMENTS		Below 5	Approp	Diminished
	Applies only if movement/pace has not been shown correctly at least 1x				
	Examples: <u>clearly</u> less than 20m walk consecutively				
	Clearly less than 15m				
	Clearly less than 15m passage				
	Not enough changes in a required sequence				
	1/2 pirouette instead of required full pirouette				
Pony	1/2 walk pirouette embedded in collected walk	Permitted			
	Serpentine in trot and/or canter	Permitted			
	Zig-zags in trot	Permitted			
	Travers/Renvers (does not replace half passes)	Permitted			
	Double-volte in trot and/or canter	Permitted			
	The compulsory 8m canter volte must be shown in true canter, otherwise below 5				
	Examples of. movements of a HIGHER LEVEL - if <u>deliberately</u> shown:				
	Flying change, canter half pass., canter pirouette, piaffe, passage		No mark possible	Max 5.5	Max 5.5
	EXCEEDING requirements <u>deliberately</u> :				
	Regardless of any other correct execution				
	<u>Clearly</u> more than 1/2 pirouette in walk		Below 5	Max 5.5	Max 5.5

			Final Technical Mark	Choreography	Degree of Difficulty
	Execution <u>deliberately</u> NOT ACCORDING TO RULES:				
	Applies only if movement/pace has not been shown correctly at least 1x				
	Walk executed on 2 tracks (as shoulder-in/half pass)		Below 5	Max 5.5	Max 5.5
	Extended trot only on circle line or through 2 corners		Below 5	Max 5.5	Max 5.5
	Collected canter without compulsory volte in true canter		Below 5	Max 5.5	Max 5.5
JNR	Flying changes in a series of 5 and more	Permitted			
	Canter half passes with 1 counter change of hand	Permitted			
	Examples for movements of a HIGHER LEVEL - if <u>deliberately</u> shown:				
	Canter pirouette, piaffe, passage		No mark possible	Max 5.5	Max 5.5
	EXCEEDING requirements <u>deliberately</u> :				
	Regardless of any other correct execution				
	<u>Clearly</u> more than 1/2 pirouette in walk		Below 5	Max 5.5	Max 5.5
	Flying changes in a sequence of 4 and less:				
	> Final mark for the flying changes to left and right		Below 5	Max 5.5	Max 5.5
	Half passes in canter with more than 1 counter change				
	> Final mark for the half passes to left and right		Below 5	Max 5.5	Max 5.5
JNR	Execution <u>deliberately</u> NOT ACCORDING TO RULES:				
	Applies only if movement/pace has not been shown correctly at least 1x				
	Walk executed on 2 tracks (as shoulder-in/half pass)		Below 5	Max 5.5	Max 5.5
	Extended trot only on circle line or through 2 corners		Below 5	Max 5.5	Max 5.5
YR	Zig-zags in canter	Permitted			
	Combination half pass – 1/2 canter pirouette	Permitted			
	1/2 canter pirouette from/to halt, walk, <u>in addition to required pirouette</u>	Permitted			
	Examples for movements of a HIGHER LEVEL - if <u>deliberately</u> shown:				
	Flying changes in sequence of 2 and/or 1 tempi, piaffe, passage		No mark possible	Max 5.5	Max 5.5
	EXCEEDING requirements <u>deliberately</u> :				
	Regardless of any other correct execution				
	<u>Clearly</u> more than 1/2 (180°) pirouette in canter		Below 5	Max 5.5	Max 5.5
	Execution <u>deliberately</u> NOT ACCORDING TO RULES:				
	Applies only if movement/pace has not been shown correctly at least 1x				
	1/2 canter pirouette not min. 1x from/into canter		Below 5	Max 5.5	Max 5.5
	Execution of walk/extended trot: see JUN				

			Final Technical Mark	Choreography	Degree of Difficulty
INT	Combination half pass - canter pirouette	Permitted			
	Canter pirouette from/to halt, walk, <u>in addition to required pirouette</u>	Permitted			
Examples for movements of a HIGHER LEVEL - if <u>deliberately</u> shown:					
	Flying changes in sequence of 1 tempi, piaffe, passage		No mark possible	Max 5.5	Max 5.5
EXCEEDING requirements <u>deliberately</u> :					
Regardless of any other correct execution					
	Clearly more than a full (360°) pirouette in canter		Below 5	Max 5.5	Max 5.5
Execution <u>deliberately</u> NOT ACCORDING TO RULES:					
Applies only if movement/pace has not been shown correctly at least 1x					
	Full canter pirouette not min. 1x from/into canter		Below 5	Max 5.5	Max 5.5
	Walk executed on 2 tracks (as shoulder-in/half pass)		Below 5	Max 5.5	Max 5.5
	Extended trot only on circle line or through 2 corners		Below 5	Max 5.5	Max 5.5
Execution <u>deliberately</u> + clearly BELOW REQUIREMENTS					
Applies only if movement has not been shown correctly at least 1x					
	1/2 (180°) instead of full (360°) pirouette in canter		Below 5	Approp	Diminished
	Deliberately not enough changes in a required sequence		Below 5	Approp	Diminished
GP	Piaffe pirouette in addition to a straight piaffe	Permitted	Judged as piaffe		
	Passage half pass in addition to a straight passage	Permitted	Judged as passage		
	Canter pirouettes max. 2x 360° continuously	Permitted	Judged as 1 movement		
	Canter pirouette from/to halt, walk, <u>in addition to required pirouette</u>	Permitted	Judged as pirouette		
	Combination half pass - canter pirouette (max. 2x)	Permitted			
EXCEEDING requirements <u>deliberately</u> :					
Regardless of any other correct execution					
	Clearly more than a double (2x 360°) pirouette in canter		Below 5	Max 5.5	Max 5.5
Execution <u>deliberately</u> NOT ACCORDING TO RULES					
Applies only if movement/pace has not been shown correctly at least 1x					
	Piaffe <u>only</u> shown as a pirouette		Below 5	Max 5.5	Max 5.5
	Passage <u>only</u> shown as a half pass		Below 5	Max 5.5	Max 5.5
	Full canter pirouette not min. 1x from/into canter		Below 5	Max 5.5	Max 5.5
	Walk executed on 2 tracks (as shoulder-in/half pass)		Below 5	Max 5.5	Max 5.5
	Extended trot only on circle line or through 2 corners		Below 5	Max 5.5	Max 5.5
Execution <u>deliberately</u> + clearly BELOW REQUIREMENTS					

	Applies only if movement has not been shown correctly at least 1x				
	1/2 (180°) instead of full (360°) pirouette in canter		Below 5	Approp	Diminished
	Deliberately not enough changes in a required sequence		Below 5	Approp	Diminished

			Final Technical Mark	Choreography	Degree of Difficulty
EA LEVELS – Examples of movements of a higher level DELIBERATELY executed					
NOV	Walk pirouette			Max 5.5	
	Shoulder-in			Max 5.5	
	Half pass in trot and canter			Max 5.5	
	Flying changes			Max 5.5	
ELEM	Half pass in trot and canter			Max 5.5	Max 5.5
	Flying changes			Max 5.5	Max 5.5
	Counter changes of hand in trot and canter			Max 5.5	Max 5.5
MED	More than 1 counter canter change of hand in trot		Below 5 for each half pass in either direction	Max 5.5	Max 5.5
	More than 1 counter change of hand in canter Final mark for half passes to left and right		Below 5	Max 5.5	Max 5.5
	Flying changes in sequence Final mark for flying changes		Below 5	Max 5.5	Max 5.5
ADV	More than 2 counter changes of hand in trot		Below 5 for each half pass in either direction	Max 5.5	Max 5.5
	More than 1 counter change of hand in canter		Below 5 for each half pass in either direction	Max 5.5	Max 5.5
MED TOUR	Transitions passage/piaffe/passage or vice versa shown in continuum Final mark for transitions		Below 5	Max 5.5	Max 5.5
	Piaffe in fan pirouette only and no other correct piaffe shown		Below 5	Max 5.5	Max 5.5
Applies only if movement has NOT been shown correctly at least 1x					
NOV	Walk executed on two tracks		Below 5	Max 5.5	Max 5.5
ELEM	Walk executed on two tracks		Below 5	Max 5.5	Max 5.5
	Extended trot only shown on a circle line or through two corners		Below 5	Max 5.5	Max 5.5
MED	Walk executed on two tracks		Below 5	Max 5.5	Max 5.5
	Extended trot only shown on a circle line or through two corners		Below 5	Max 5.5	Max 5.5
ADV	Walk executed on two tracks		Below 5	Below 5	Below 5
	Extended trot only shown on circle line or through two corners		Below 5	Below 5	Below 5
MISTAKES OF RIDER				Harmony Mark	
	Rider removing his hat before end of Freestyle			Deduction of 0.5 p	
	Rider influencing public with his hand			Deduction of 0.5 - 1 p	
	Rider influencing horse with hand or hat		Below 5 for movement	Deduction of 1 p	

8.12 EA Levels – Compulsory/Permitted/Not Permitted movements for Freestyles

MOVEMENT	Novice (Competitive and Participation level)			Elementary			Medium			Advanced		
	Compulsory	Permitted	Not Permitted	Compulsory	Permitted	Not Permitted	Compulsory	Permitted	Not Permitted	Compulsory	Permitted	Not Permitted
HALT												
Entry and halt - beginning and end	✓			✓			✓			✓		
WALK												
Medium –	✓10m min			✓10m min								
Collected –							✓10m min			✓10m min		
Extended –							✓20m min			✓20m min		
Free – Consecutive	✓20m min			✓20m min								
Half turn on the					✓							
Half Pirouette								✓			✓	
Pirouette			x									
TROT												
Working	✓											
Collected				✓			✓			✓		
Moderate lengthen	✓											
Medium				✓								
Extended							✓			✓		
Working Trot – 10m circle left	✓							✓				
Shoulder-in left and			x	✓			✓			✓		
Half-Pass left and			x			x	✓			✓		
Counter change of			x			x		✓1 only			□2 only	
Leg-yield	✓	✓			✓							
Travers			x		✓			✓			□	
Renvers			x		✓			✓			□	
4 loop serpentine		✓										
Passage and/or Piaffe			x			x			x			x
Transition			x			x			x			x
Passage/Piaffe/Passa												
6m Volte			x			x			x			x

MOVEMENT	Novice (Competitive and Participation level)			Elementary			Medium			Advanced		
	Compulsory	Permitted	Not Permitted	Compulsory	Permitted	Not Permitted	Compulsory	Permitted	Not Permitted	Compulsory	Permitted	Not Permitted
CANTER												
Collected left and				✓			✓			✓		
Working	✓											
Moderate lengthen	✓											
Medium				✓								
Extended							✓			✓		
Change of lead through trot – left and right	✓				✓							
6m Volte			x			x			x			x
Simple change of leg left-right and right-left				✓								
Canter – 10m circle left and right					✓			✓				
Canter – 15m circle left and right	✓											
Single flying change of leg – left-right, right-left			x			x	✓				✓	
Flying change of leg every 2nd stride			x			x			x			x
Flying change of leg every 3rd stride			x			x			x		min 3	
Flying change of leg every 4th stride			x			x			x	min 3		
Flying change of leg			x			x			x			x
Half-Pass – left and						x	✓					
Counter-Canter left and right		✓		✓				✓			✓	
Counter change of hand			x			x		1 only			✓1 only	
Pirouette			x			x			x			x
Half-Pirouette – left and right			x			x			x	max 2m		
Double Pirouette			x			x			x			x
Triple Pirouette			x			x			x			x

8.13 FEI Levels - Compulsory/Not Permitted movements for Freestyles

MOVEMENT	FEI Ponies		FEI Juniors		FEI Young Rider		FEI Intermediate I		FEI Medium Tour		FEI Grand Prix	
	Compulsory	Not Permitted	Compulsory	Not Permitted	Compulsory	Not Permitted	Compulsory	Not Permitted	Compulsory	Not Permitted	Compulsory	Not Permitted
HALT												
Entry and halt at beginning and end	✓		✓		✓		✓		✓		✓	
WALK												
Collected – Consecutive	20m min		20m min		20m min		20m min		20m min		20m min	
Extended – Consecutive	20m min		20m min		20m min		20m min		20m min		20m min	
Half-Pirouette in collected walk left and right	✓	Not full pirouettes		Not full pirouettes								
TROT												
Collected	✓		✓									
Extended	✓		✓		✓		✓		✓		✓	
Collected 8m circle left and right		Permitted										
Shoulder-in left and right	12m min		12m min		12m min		12m min					
Half-Pass left and right	✓	Counter change	✓	Counter changes	✓	Counter changes	✓		✓		✓	
CANTER												
Collected		Permitted	✓									
Extended	✓		✓		✓		✓		✓		✓	
Collected 8m circle left and/or right	✓			Permitted								
Counter-canter left and right	20m min											
Simple change of leg – left- right, right-left	✓			Permitted								

MOVEMENT	FEI Ponies		FEI Juniors		FEI Young Rider		FEI Intermediate I		FEI Medium Tour		FEI Grand Prix	
	Compulsory	Not Permitted	Compulsory	Not Permitted	Compulsory	Not Permitted	Compulsory	Not Permitted	Compulsory	Not Permitted	Compulsory	Not Permitted
Single flying change of leg – left-right, right-left		x	✓			Permitted						
Flying change of leg every 4th stride		x		x	✓ min 5							
Flying change of leg every 3rd stride		x		x	✓ min 5		✓ min 5					
Flying change of leg every 2nd stride		x		x		x	✓ min 5		✓ min 5		✓ min 5	
Flying change of leg every stride		x		x		x		x	✓ min 5		✓ min 9	
Half-Pass – left and right		x	✓	Only 1 counter change	✓	Counter changes permitted	✓		✓		✓	
Half Pass in Passage		x		x		x		x				
Half-Pirouette – left and right		x		x	✓							
Single Pirouette – left and right		x		x		x	✓		✓		✓	
Double pirouette – left and		x		x		x		x		x		
Triple Pirouette		x		x		x		x		x		x
Passage – min 15m on one track		x		x		x		x	✓		✓	
Piaffe 8-10 straight steps		x		x		x		x	✓			
Piaffe – min 10 straight steps		x		x		x		x			✓	
Piaffe – half pirouette – left and/ or right		x		x		x		x				

Transitions from piaffe/passage and/or passage to piaffe remove		x		x		x		x	✓			
Piaffe/Passage/Piaffe or Passage/Piaffe/Passage in a continuous sequence		x		x		x		x		x	✓	

SECTION 9 YOUNG HORSE and YOUNG PONY

National Young Horse (YH) competitions are a series conducted throughout Australia composed of qualifying competitions and an Australian final. Applications from the SDA to conduct the annual Australian Young Dressage Horse Championships must be submitted to the EADC the year prior to the final and before the mid- year EADC meeting. These rules also apply to Young Pony competitions.

9.1 General conditions

In relation to Young Horse and Young Pony competitions the following rules apply:

- a) Para-Equestrian riders are welcome to ride young horses/ponies in Young Horse competitions but the use of compensating aids is not permitted. Test calling will be permitted for riders with the appropriate exemption card
- b) birth dates for all horses and ponies will be as at 1 August (see rule 4.8.4 for calculation of age). Horses and ponies must not be younger than the age group entered. e.g. 3yo not permitted in 4yo competition
- c) in principle, the YH competitions will consist of one mandatory round at qualifiers and two mandatory rounds at the State Championships and Australian Young Horse Championships
- d) in all 5, 6 and 7 year old YH FEI tests the trot is to be executed sitting unless specified rising
- e) in 4 year old FEI YH tests the trot work is rising unless sitting is specified
- f) a third round where a guest rider rides the horses is optional
- g) judging score sheets to be used for 4, 5, 6 and 7 year old YH competitions are available on the EA website
- h) at all 4,5, and 6 year old competitions, the judges must sit together, in 7 year old competition the technical judge/s sits at C and the judges assessing the quality sit together at E or B
- i) horses will be judged on walk, trot, canter, submission and perspective as a future dressage horse, including standard of training on the basis of the Training Scale
- j) competitions will be Official but will not attract grading points
- k) horses must be registered with EA and hold a current Dressage Performance Card/Competition Licence
- l) horses must exceed 149cm with shoes
- m) ponies must not exceed 149cm with shoes or 148cm without shoes
- n) horses may qualify for the Australian Young Horse Championships from 1 August of the year they turn 4, 5, 6 or 7 until the closing date of entries to the Australian Young Horse Championships
- o) riders must be current Competitive members of the EA, horse owners must be at least supporter members of EA
- p) riders must turn 10 years of age or over in the calendar year of competition
- q) all Young Horse results must be forwarded to EA for recording on the EA data base
- r) the competitor's state of origin must appear in the results
- s) results for all competitions and rounds showing the mark for trot, walk, canter, submission and perspective for each horse and the technical mark for 7 year old's must be available online and in hard copy
- t) if a horse leaves the arena with all four feet during a 4-year-old state qualifying competition this will not entail elimination but will incur a 2 point penalty to be deducted before the score is divided by 5. This rule does not apply to the Australian YH Championships
- u) Errors of Course to be subtracted once score has been converted to a percentage score:
 - 1st error – 0.5 percentage point
 - 2nd error – 1.0 percentage point
 - 3rd error – Elimination
 - 0.5% to be deducted per other error
- v) where two rounds are held the mark from the first round will *not* carry forward to the second round
- w) to determine the placing if there is an equal percentage for the first three (3) places: add the marks for "submission" and "perspective" and divide by two; the rider/horse combination with the higher average mark will be ranked highest. If still tied, the "submission" mark will decide. If still tied, the combinations will be equally placed

9.1.1 Judge requirements

In general:

- a) 4, 5 and 6 year old Young Horse competitions must *only* be judged by at least 2 EA or FEI-accredited Young Horse judges
- b) 7 year old Young Horse competitions require one technical judge of at least B level at C to judge the technical execution of the test. Plus, two other judges who must be at least EA YH qualified sitting together at E or B to judge the quality and standard of training as per the usual Young Horse assessment. – if one is a D level judge the 2nd judge must be at least C level
- c) in commanded tests, the judges will sit together at E or B. However, where the arena layout does not provide room for this positioning the judges may sit at C
- d) in all FEI Young Horse tests (including qualifying events) the judges will sit together at C
- e) judges and YH specialists must adhere to the requirement of Rule 1.7 *Conflict of interest* and declare any conflict of interest

9.1.1.2 State Championships

For State Championships, all competitive rounds must be judged by either FEI Young Horse judges or EA accredited Young Horse judges. There may be a third judge who is a recognised foreign Young Horse specialist. In the 7 year old competition there must be a third judge to assess the technical components who must be at least EA B level.

9.1.1.3 Australian Championships

The appointment of all judges for the Australian Championships must be approved by the EADC. In relation to judging at these events:

- a) for 4,5 and 6 year old competitions and rounds (excluding Consolation rounds) the Ground Jury must consist of 3 judges with 2 being accredited FEI Young Horse judges (for 5 and 6 year old's one must be a foreign judge). The third judge can either be an FEI Young Horse judge, an EA Young Horse judge or a foreign Young Horse specialist
- b) for 7 year old Young Horse competitions, the Ground Jury must consist of three judges, two must be FEI Young Horse judges plus one other technical judge who must be at least EA A level
- c) Consolation rounds for horses are to be judged by 2 EA or FEI Young Horse judges, or a combination of both

9.1.1.4 Ponies

In regards to Pony competitions:

- a) in all 4,5 and 6 year old competitions and all rounds excluding Consolation rounds, the Ground Jury must consist of 3 judges, including a minimum of 1 FEI-accredited Young Horse judge (Australian or foreign) and 2 EA Young Horse judges
- b) Consolation rounds for ponies are to be judged by 2 EA or FEI Young Horse judges, or a combination of both

9.1.2 Dress and saddlery

Approved safety helmets are to be worn in all 4, 5, 6 and 7 year old competitions. This includes qualifying events and State/Australian National Championships. The following conditions apply:

- a) a whip is permitted to be carried in all age groups at qualifying events
- b) for Young Horses a total maximum length of 120 cm is permitted
- c) for Ponies, a maximum length of 100 cm is permitted
- d) in the practice area, the use of one whip is permitted for all age groups
- e) a whip is permitted to be carried in the 4 year old age group (only) at the State and Australian Championships

- f) a whip is not permitted to be carried in the 5, 6, 7 year old competition arena at the State and Australian Championships. The whip must be dropped before entering the space around the competition arena or the rider will entail a penalty of 2 points from the total score out of 100 prior to conversion to a percentage
 - g) 4,5 and 6 year old horses are to be ridden in a snaffle bridle as defined in Section 5
 - h) 7 year old horses may be ridden in a snaffle or double bridle as defined in Section 5
 - i) the minimum diameter of the mouthpiece of the snaffle bit must be at least:
 - o 14mm for horses – refer to rule 5.11.3.2
 - o 10mm for ponies – refer to rule 5.11.3.2
 - j) the Mexican/Crossed noseband is not permitted
 - k) all other dress and recognised requirements are as stated in Section 5
- See also ANNEX E

9.1.3 Non-State Championship events

In regards to holding non-State Championship events:

- a) organisers are permitted to utilise the format of the State Championships
- b) such events can consist of just one or two rounds
- c) where the State Championship formula is used both rounds may be used as qualifiers providing completely different judges are used for each round
- d) events can be held over more than one day

9.2 Conduct of qualifying events

In the case of holding qualifying events:

- a) callers are permitted for 4,5 and 6 year old competitions
- b) the age of horses is taken from the 1st August (see rule 4.8.4)
- c) they are to be ridden one horse at a time in the arena
- d) decimal points may be used
- e) for 4,5 and 6 year old FEI Young Horse tests (including at qualifying events) the judges will sit together at C. For 7 year old FEI Young Horse the technical judge will sit at C and the two judges assessing the quality will sit together at B or E
- f) qualifying events must consist of one round and use the tests outlined in the table below:

Age	Mandatory round
4YO	FEI Young Horse test for 4-year-olds
4YO Pony	FEI Young Horse test for 4-year-olds
5YO	FEI Young Horse Preliminary test for 5-year-olds
5YO Pony	FEI Young Horse Preliminary test for 5-year-olds
6YO	FEI Young Horse Preliminary test for 6-year-olds
6YO Pony	EA test for 6-year-old Ponies
7YO	EA Young horse tests for 7-year-olds

9.3 State Young Horse Championships

For 4, 5, 6 and 7 year old horses and 4,5 and 6 year old ponies:

- a) the age of horses/ponies is taken from the 1st August
- b) Ponies must not exceed 149cms with shoes or 148cm without shoes. A current EA approved height certificate must be supplied upon request
- c) only first round test as outlined in rule 9.3.1 below may be commanded
- d) states may conduct their own championships each year; however, horses may qualify for the Australian Championships without attending a State Championship
- e) competitions will be offered for 4, 5 and 6 year old horses/ponies and 7 year old horses

- f) the judge's and competitors' state of origin must be included in the start list, draw, program and results
- g) for judges please refer to rule 9.1.1

9.3.1 Tests to be ridden at State Young Dressage Horse Championships with two rounds

AGE	First round	Second round
4YO	EA YH commanded test for 4-year-olds	FEI Young Horse test for 4-year-olds
4YO Pony	EA YH commanded test for 4-year-olds	FEI Young Horse test for 4-year-olds
5YO	EA YH commanded test for 5-year-olds	FEI Young Horse Preliminary test for 5-year-olds
5YO Pony	EA YH commanded test for 5-year-olds	FEI Young Horse Preliminary test for 5-year-olds
6YO	EA YH commanded test for 6-year-olds	FEI Young Horse Preliminary test for 6-year-olds
6YO Pony	EA YH commanded test for 6-year olds	EA test for 6-year-olds
7YO	EA YH test for 7year olds	FEI 7-year-olds Preliminary Test

9.3.2 First qualifying round

The first qualifying round is:

- a) to be ridden one or two horses at a time in the arena under the direction of a caller
- b) decimal points may be used in judging
- c) the mark from the first round will *not* carry forward to the second round

9.3.3 Second qualifying round

In the second qualifying round:

- a) the top 10 combinations from the first round are eligible for the second round. If there is equality of placings for 10th place, equal horses must be included in the second round provided they have attained a score of no less than 6.5 (65%) in the first round
- b) the mark from the second round will determine the final placings

9.3.4 Commentary

Ideally there should be commentary by the judging panel made available to the public on the second round or, if possible, both rounds.

9.4 Australian Young Dressage Horse Championships

In Australian Young Dressage Horse Championships for 4, 5, 6 and 7 year old horses and 4,5 and 6 year old ponies:

- a) only the first round tests may be commanded
- b) ponies must not exceed 149cm with shoes or 148cm without shoes and a current EA approved height certificate must be supplied upon request
- c) commentary for the public is to be provided after each horse for the first, second and third rounds

9.4.1 Administration

In relation to administration:

- a) the draft schedule must be submitted to the EADC for approval at least 6 months prior to the event
- b) the EADC must appoint the TD and approve the judges
- c) the TD must provide a report to the EADC within 21 days of the event
- d) the OC must provide a report to the EADC within 21 days of the event
- e) the judge's and competitors' state of origin must be included in the start list, draw and programme

9.4.2 Judge requirements

Please refer to rule 9.1.1

9.4.3 Eligibility for Australian Young Dressage Horse Championships

In relation to eligibility requirements:

- a) horses must exceed 149cm with shoes or 148cm without shoes
- b) horses must qualify by achieving at least 6.5 (65%) at a Young Horse qualifying competition conducted under these rules at the age group they are entering
- c) competitors are to submit on the entry from 2 performances in the above-mentioned competitions for eligibility as detailed above. If performances are at events with 2 rounds, the entry form must state in which round the score was achieved
- d) horses may qualify with one performance; however, preference will be given to horses with 2 performances
- e) to verify the performance, a copy of the test paper or result sheet must be submitted with the entry
- f) competitors will be ranked from the highest average of the two performances to the lowest
- g) the first round will be limited to 36 horses from each age group
- h) a ballot will take place of the highest ranked horses to determine order of starting
- i) a reserve list in ranking order will be established
- j) in special circumstances, the OC can request permission from the EADC to increase the number of entries to the final
- k) imported horses that only have international qualifications may be accepted, provided proof of appropriate qualification in one or more overseas YH competitions accompanies the entry

9.4.4 Tests to be Ridden at Australian Young Dressage Horse Championships

The tests to be ridden at Australian Young Dressage Horse Championships are outlined in the table below:

AGE	First round	Second round
4YO	EA 4-year-old Australian Championships test (commanded)	Current FEI Dressage test for 4-year-olds
4YO Pony	EA 4-year-old Australian Championships test (commanded)	Current FEI Dressage test for 4-year-olds
5YO	EA YH commanded test for 5 year olds	Current FEI Dressage test for 5-year-olds – Final
5YO Pony	EA YH commanded test for 5 year olds	Current FEI Dressage test for 5-year-olds - Final
6YO	EA YH commanded test for 6 year olds	Current FEI Dressage test for 6-year-olds – Final
6YO Pony	EA YH commanded test for 6-year-olds	EA test for 6-year-olds
7YO	FEI 7YO Preliminary Test	FEI 7YO Dressage Test for 7 year olds - Final

9.4.5 First round for 4 year old horses and ponies

- a) to be ridden 1 or 2 horses or ponies at a time in the arena will be commanded
- b) each group will be allocated at least 10 minutes
- c) each horse or pony will be awarded a mark for each of the requirements on the judging sheet and a final score calculated
- d) the mark from the first round will *not* carry forward to the second round
- e) all judges will sit together at E or B
- f) commentary to be provided – refer to rule 9.4

9.4.6 Second round 4 year old horses and ponies

- a) top 10 placings (including equals) from the first round will go forward into the second round provided they have attained a score of no less than 6.5 (65%) in the first round
- b) judges will sit together at C
- c) to be ridden one horse at a time
- d) commentary to be provided – refer to rule 9.4

9.4.7 First round 5 and 6 year old horses and ponies

- a) to be ridden 1 or 2 horses or ponies at a time in the arena and will be commanded
- b) each group will be allocated at least 10 minutes
- c) each horse or pony will be awarded a mark for each of the requirements on the judging sheet and a final score calculated
- d) the mark from the first round will *not* carry forward to the second round
- e) all judges will sit together at E or B
- f) commentary to be provided – refer to rule 9.4

9.4.8 Second round 5 and 6 year old horses and ponies

- a) top 10 placings (including equals) from the first round will go forward into the second round provided they have attained a score of no less than 6.5 (65%) in the first round
- b) judges will sit together at C
- c) to be ridden one horse at a time
- d) commentary to be provided – refer to rule 9.4
- e) the 5 and 6 year-old Young Horses who win the second round are qualified to be selected to represent Australia at the annual World Championships for Young Horses as long as they meet the criteria outlined in rule 9.6 below

9.4.9 First round 7 year old horses

- a) the technical judge will sit at C. The judges assessing the quality will sit together at E or B
- b) each horse will be awarded a mark for each of the requirements on the judging sheet and a final score calculated
- c) the mark from the first round will *not* carry forward to the second round
- d) commentary to be provided – refer to rule 9.4

9.4.10 Second round 7 year old

- a) top 10 placings (including equals) from the first round will go forward into the second round provided they have attained a score of no less than 6.5 (65%) in the first round
- b) judges will sit at C (technical) and two judges together at E or B (to assess the quality)
- c) to be ridden one horse at a time
- d) commentary to be provided – refer to rule 9.4
- e) the 7 year old Young Horse who wins the second round is qualified to be selected to represent Australia at the annual FEI World Breeding Championships for Young Horses as long as they meet the criteria outlined in rule 9.6 below

9.4.11 Third guest rider round for 5, 6 and 7 year old horses

The top 3 horses in each age group are to be ridden by a guest rider whose independent score out of 10 will be added to the second round score. This third round for 7 year olds is at the discretion of the OC.

9.4.12 Champion of Champions prize

There may be a separate Champion of Champions prize for **4, 5, 6 and 7 year old horses and 4, 5 and 6 year old ponies**. It is up to the OC to determine how the Champion of Champions is conducted and assessed.

9.5 Consolation finals

Any 4, 5, 6 and 7 year old horses and 4, 5 and 6 year old ponies that are not eligible to compete in the second round will be eligible to compete in the Consolation final providing they have scored at least 6.0 (60%) in the first round. The Consolation final is to be judged by 2 accredited Young Horse judges sitting at C. The tests to be ridden will be as follows:

Age	Consolation final
4YO	Current FEI Dressage test for 4 year olds
4YO Pony	Current FEI Dressage test for 4 year olds
5YO	Current FEI Dressage test for 5 year olds – Final
5YO Pony	Current FEI Dressage test for 5 year olds – Final
6YO	Current FEI Dressage test for 6 year olds – Final
6YO Pony	EA test for 6 year olds
7YO	FEI 7yo Dressage Test for 7 year olds - Final

9.6 Selection of Young Horses to represent Australia overseas

The EA National Dressage Selectors will select the Australian representatives for the FEI World Breeding Championships for Young Dressage Horses based on merit and with reference to any EA Selection Policy and in addition to the rules of the FEI/World Breeding Federation for Sport Horses. In particular, horses must be registered with a stud book recognised by the WBFSH.

For five and six year old young horses to be considered for endorsement to the FEI World Breeding Championships for Young Dressage Horses they must have a minimum of 2 performances of at least 80% in an official young horse competition with at least 7.5 for each pace.

For seven year old young horses to be considered for endorsement they must have a minimum of 2 performances of at least 70%, a minimum of one performance is required in an official young horse competition, and one performance may be from an official competitive Prix St-Georges.

- for Australian based horses, at least one of these scores must be achieved in the second round of the Australian Young Dressage Horse Championships
- for young horses not domiciled in Australia, performances must be from official Young Horse qualifiers with preference given to shows using the FEI tests for 5, 6 & 7 year old's. If submitting performances using national tests the onus is on the applicant to provide proof that the level of the national test used for qualifying scores is equivalent to the level of the FEI tests for 5, 6 & 7 year old's

Competition results, including a link to the results section of the event website and the judging sheets (complete with date, venue and names & signatures of judges) must be forwarded to the EA National Office as proof of performances.

If selected to represent Australia horses and riders are required to be FEI registered and hold a valid FEI Passport or FEI Recognition Card.

Providing they fulfil the scoring criteria, the winners of the Five Year Old Championship and Six Year Old Championship at the AYDHC will be automatically offered a place in the FEI World Breeding Championships for Young Dressage Horses. This offer is also conditional on the horses achieving at least one (1) more qualifying performance as per 5.6.

9.7 Guide for riders and judges

Judges will award a mark out of 10 (decimal points are permitted) for walk, trot, canter, submission and perspective as a dressage horse. Judges must consider the following questions when making their assessments:

- a) is the horse clearly demonstrating correct education according to the training scale?
- b) does the horse demonstrate a desirable picture of a dressage horse?
The fundamental criteria of paces, submission and perspective as a dressage horse are evaluated as follows:
- c) the steps and strides must be in a regular rhythm and free from tension
- d) keeping in mind the training level of the horse, special emphasis should be placed on:
 - a smooth and steady contact
 - the willing acceptance of the bit
 - a submissive poll in the three basic paces and in the different tempi and the transitions
 - flexion and bending
 - the harmonious development on both reins
 - suppleness
 - desire to go forward
 - ability to engage the hindquarters
 - potential to collect
- e) during the initial movements of the test, horses that still show signs of tension and concentration lapses, or even shying or unsettled, should be judged more benevolently than in a normal dressage competition
- f) minor mistakes should not be given weight if, in principle, the horse is demonstrating good movements *and* is demonstrating the adoption by the trainer of desirable training technique
- g) it is recommended that one of the judges provides a commentary after the completion of each horse's test in at least the second round but preferably for both the first and second round. This commentary is mainly for the benefit of spectators and the main purpose is to explain the rideability and strengths of the individual horse in relation to the demands at each level of competition, the quality of the three basic paces, and the horse's ability to perform as a high level dressage horse
- h) see FEI Dressage Handbook for further notes on the purpose of and judging of Young Horse competition
- i) for the 7 year old competitions the technical judge is looking at the way the horse copes with the demands of the test and the adjustability shown with the more difficult exercises asked for and the demand for collection, engagement and mobility. All judges have a clear focus on basics, a clear rhythm, sufficient swing in the back and engagement of the hindquarters, acceptance of the contact, lateral bend and suppleness. That the horse is balanced and straight in the work without tension and able to execute the flying changes and 1/2 pirouettes correctly
- j) the technical and quality scores are added together

9.8 Young Horse tests

All Young Horse tests and scoresheets are available for download from the Equestrian Australia website <see www.equestrian.org.au>

SECTION 10 AUSTRALIAN/STATE DRESSAGE CHAMPIONSHIPS AND FEI- SANCTIONED EVENTS

Australian Dressage Championships

The following rules from 10.1 to 10.11 apply to the Australian Dressage Championships unless they are referred from FEI rulings that include the national championships of various nations.

10.1 Administration

In regards to the administration for the Australian Dressage Championships:

- a) a draft schedule must be submitted to the EADC for approval at least 6 months prior to the event
- b) there must be two competitions only at each level from Elementary to Advanced (inclusive)
- c) the tests to be used must include the highest test in the level
- d) all levels of FEI-level competitions must be included
- e) other levels and tests may also be included (particularly Novice and Freestyles)
- f) a maximum of 35 horses may start in any competition up to Intermediate I
- g) the number of entries permitted per competition must not be set at less than 30, excluding Freestyles
- h) competitions must not be run in divisions, but reserve lists based on ranking may be established
- i) the closing date of entries must be not more than 6 weeks and not less than 4 weeks before the start of the Championships
- j) there must be a timed draw made available to competitors for:
 - EA competitions – at least 24 hours before the competition commences
 - FEI-sanctioned competitions – as required under FEI rules
- k) the judge's and competitor's state of origin must be included in the state list, draw and program

10.2 Conditions of Entry

In regards to the Conditions of Entry for the Australia Dressage Championships the following applies:

- a) all qualifying scores must have been obtained in Official Competitive competitions
- b) horses must exceed 149cm with shoes or 148cm without shoes
- c) the qualifying period is the 12 months immediately prior to the close of entries
- d) horses must qualify at the level they are entering with one score as follows:
 - at least one qualifying score to have been obtained by the nominated horse/rider
 - only one score from a competition with one judge to be accepted per combination
 - Novice qualifying scores – at least 68%
 - Elementary qualifying scores – at least 65%
 - Medium and Advanced qualifying scores – at least 62%
 - Prix St Georges qualifying scores – at least 62%
 - Intermediate I qualifying scores – at least 62%
 - Intermediate A or B qualifying scores – at least 60%
 - Intermediate II and Grand Prix qualifying scores – at least 60%
 - one HC result in an Official Competitive competition will count as a qualification
 - balloting will take place based on the average of the three best performances at each level
 - three performances will take precedence over two performances
 - a horse's position in the ballot will be based on the average of its qualifying percentages at each level
 - in exceptional circumstances, consideration may be given for a horse that has two high qualifying scores to be ranked above horses with three lower scores on approval by the EADC
 - Eventing Dressage is not considered as a qualification
 - horses may only enter two consecutive levels

- e) no horse may take part with more than one rider in an Australian Championship, unless a derby or special competition requires a change of rider. In this case, a specified time will be allotted to the rider for warming-up

10.3 Competition conditions

- a) no test may be called
- b) during the four days preceding the first day of competition of the event, as well as for the duration of the whole event, horses entered in the Championship may only be ridden and schooled by the rider competing on that horse
- c) a groom mounted in the saddle may walk the horse on a long rein only
- d) lunging by someone other than the nominated rider is permitted
- e) work in-hand by someone other than the nominated rider is not permitted
- f) the Grand Prix Freestyle limited to combinations that have achieved at least 58% in the Grand Prix competition
- g) the Grand Prix Special is limited to combinations that have achieved at least 60% in the Grand Prix

10.4 Withdrawals

- a) no competitor shall withdraw from a competition within eight hours of its commencement without the permission of the OC
- b) a written statement giving reasons for any withdrawal must be handed to the Secretary of the Event prior to the commencement of the competition
- c) penalty for non-compliance is a maximum fine of AU\$200
- d) horses withdrawn may be subject to a veterinary inspection

10.5 State teams' competitions

- a) two state teams' competitions must be held over two categories as below:
 - Elementary, Medium and Advanced level
 - Prix St Georges, Intermediate I and Intermediate II, or Grand Prix
- b) a team must consist of three different riders on three different horses that are residents and members of that state (e.g. one team must be made up of a horse and rider combination at Elementary level, a horse and rider combination at Medium level and a horse and rider combination at Advanced level)
- c) declaration of the team must be made in writing to the OC by the relevant Chefs d'Equipe by 5.00 pm the day before the start of the event
- d) the team test will be the highest test at the relevant level
- e) a horse may only compete in one team
- f) only one team per state permitted in each category
- g) in the case of accident or illness, a nominated individual rider and/or horse, which has been declared as a starter, may be substituted for one of the team member riders and/or horses up to one hour before the start of the relevant competition:
 - if the withdrawal is caused by the illness of the rider they may take no further part on any horse in the event
 - if the withdrawal is based on veterinary advice the horse may take no further part in the event, but the nominated rider is permitted to fulfil other riding engagements on other horses
- h) the rider and/or horse that has had to withdraw, may not start as an individual entry from the time of withdrawal for the remainder of the event
- i) the winning team is the one having the highest total score, the second is the one with the next highest total score, and so on

- j) in case of equality of marks, the winning team is the one where the lowest level competitor has the best result
- k) where there are insufficient entries to enable a state team to be entered the smaller states may combine to enter a mixed state team

10.6 Open teams' competitions

Individual entries for open teams must be made by competitors before the closing date of entries and the following applies:

- a) an open teams' competition may be included in the schedule for the Australian
- b) Championships, but must be separate from the state team competition
- c) an open teams' competition must be run at the same levels as the state team competitions
- d) declaration of a team must be made in writing to the OC by a designated team member by
- e) 5 pm on the day before the start of the event
- f) the team test will be the highest test at the relevant level
- g) riders may compete in more than one open team
- h) horses may not compete in more than one open team
- i) a combination which forms part of a state team may compete also in an open teams competition
- j) open teams may comprise horses and riders from any state(s)
- k) the winning team is the one having the highest total score, the second is the one with the next highest total score, and so on
- l) in case of equality of marks, the winning team is the one whose lowest level competitor has the highest percentage over both tests

10.7 Officials

The following applies to the different officials required for an Australian Dressage Championship.

10.7.1 Chefs d'Equipe

- a) a state which is represented by two or more competitors at an Australian Championship must appoint a Chef d'Equipe
- b) the Chef d'Equipe is responsible for all the competitors and horses entered for that state
- c) protests may only be lodged by the relevant Chef d'Equipe. (Refer to Section 6, rule 6.4 for further information on the role)

10.7.2 Judges

- a) judges must include at least 6 from **either** overseas or interstate
- b) Australian judges must be of at least C level
- c) any overseas judges must be on the official dressage judges list of the country in which they live
- d) there must be at least three judges for each competition
 - for national competitions no more than two judges are to come from one state per competition
 - for FEI level competitions judges must come from at least three different states
 - wherever possible different judging combinations should be used for each competition
 - wherever possible avoid the use of the same judges for consecutive levels
- e) accommodation and travelling expenses must be paid for all judges not living in the host state, unless there is some special arrangement
- f) a reserve judge who is capable of judging FEI tests must be available at the venue each day

10.7.3 Appeal Committee

An Appeal Committee consisting of a president and 2–4 members must be appointed to make decisions outside the jurisdiction of the Ground Jury. Refer Section 6, rule 6.2.

10.7.4 Technical Delegate (TD)

A TD will be appointed by the EADC to approve all administrative arrangements for the event from the time of appointment to the end of the event. It is recommended that the TD be a resident of Australia. The TD may be a member of the Ground Jury. Refer to Section 6, rule 6.3 for further information on the role.

10.7.5 Chief Steward

The Chief Steward is responsible for stewarding and the organisation of the stewarding team during the entire event in co-operation with the OC. The Chief Steward will work closely with the Organising Committee and the Technical Delegate.

- a) a National Chief Steward must be appointed
- b) a National Chief Steward must be selected from the current FEI Accredited list or EA National Stewards list
- c) see rule 7.9 for payment of out of pocket expenses

10.7.6 Organising Committee report

A written report must be submitted by the OC to the first meeting of the EADC after the conclusion of the Championships.

10.8 Horse inspections and swabbing

In relation to horse inspections and swabbing the following applies:

- a) all horse inspections will be conducted in accordance with Article 1011 of the Veterinary Regulations and Annex 1 of the FEI Dressage Rule Book
- b) horse inspections will be held for Grand Prix horses at Australian Championships
- c) horses in the Australian finals of International competitions will also be required to undergo horse inspection
- d) random swabbing must be conducted in accordance with the EA National Medication Control Policy
- e) three swabs, at least, must be taken at national events

10.9 Determining of placings

The final placings of the Australian Dressage Championships are determined by the following:

- a) championships are to be decided on points system
- b) all competing horses will be ranked on the combined results of tests at each level
- c) the first placed horse will receive 35 points, second will receive 34 points, third will receive 33 points and so on to the last placed horse
- d) where there are equal places, the Champion will be the horse with the highest aggregate percentage at that level
 - in the event of a further tie, the horse with the highest percentage in the higher competition at that level will be deemed the Champion
- e) the Australian Grand Prix Champion is the highest placed Australian combination that achieves the best two scores in either:
 - the Grand Prix and Grand Prix Freestyle
 - the Grand Prix and the Grand Prix Special
- f) where both a CDN and CDI-W are offered, only CDI-W Grand Prix performances will count

10.10 Ground facilities

Apart from the competition arenas, a full size arena of a similar surface to the competition arena shall be available for warming-up purposes. Stabling for visiting horses must be provided not too far from the competition grounds.

10.11 Other Australian Championships

10.11.1 Australian Youth Dressage Championships 8–21 years

Australian Youth Dressage Championships are, in principle, to be conducted using the same rules as for the Australian championships.

The Australian Youth Dressage Championships must be conducted in school holidays but not in the January school holiday period because of horse welfare in competing and traveling horses during the summer period.

- a) the draft schedule is to be forwarded to the EADC for approval at least six months prior to the event
- b) there must be two competitions for each EA level. The highest level test at each level is compulsory
- c) all horses and ponies must hold current EA registration and ponies must provide a current EA approved height certificate on request
- d) along with EA National tests at all levels, all EA FEI level tests for young riders, juniors and pony riders to be scheduled and limited to FEI age groups. i.e. FEI Pony tests are restricted to the FEI ages 12 – 16yo.
- e) a maximum of 35 horses/ponies permitted per competition
- f) the following pony/horse structure is to apply
 - Preliminary and Novice competitions-to be separated between horses and ponies
 - Elementary, Medium and Advanced competitions to be open (horses and ponies in same competition)
 - the FEI YR for age group 16 - 21yrs (CDIY team, CDIY individual and CDIY freestyle) - open to horses and ponies. The purpose being to pave the way towards future CDIY participation
- g) an additional Small tour program for age group 22 -25yrs may be included (PSG, Inter 1, Inter freestyle)
- h) an U25 tour may be included. Qualifying scores for U25 may be obtained at Intermediate A, or B, or Int II or GP at EA or FEI competition
- i) a minimum of three judges for EA FEI level competitions
- j) competitions may be run in divisions
- k) if pony competitions for adult riders are included they are to be conducted as a separate event
- l) no FEI sanctioned events may be scheduled (e.g. CDIY)
- m) qualifying performances are contained in rule 10.11.1.1
- n) two places in each competition (excluding Freestyles) are reserved for the highest qualified combinations from each State
- o) judges must be at least C level. Approval of the EADC is required if it is proposed to use lower level judges
- p) a minimum of three interstate (from different states) or overseas A or B level judges must be on the Ground Jury
- q) a minimum of two accredited judges are required for each EA test and 3 judges for all FEI tests (including Pony and Junior)
- r) a Chief Steward must be appointed from the current FEI accredited or National Stewards list. (Rule 6.1 for role, rule 7.9 for payment of out of pocket expenses)

10.11.1.1 Qualifying scores

- a) all qualifying scores must have been obtained in Official Dressage Competitive competitions
- b) horses must exceed 149cm with shoes or 148cm without shoes
- c) the qualifying period is the 12 months immediately prior to the close of entries
- d) combinations must qualify at the level they are entering with one score as follows.
 - FEI Pony Test are equivalent to Elementary Level
 - FEI Junior tests are equivalent to Medium Level
 - Preliminary and Novice qualifying score -at least 62%

- Elementary / Medium (also FEI Pony) qualifying score – at least 60%
 - Medium / Advanced (also FEI Junior) qualifying score – at least 58%
 - Advanced qualifying score – at least 58%
 - PSG and above – at least 58% (also includes FEI Young Rider tour)
- e) one HC result only in an Official Competitive competition will count as a qualification
 - f) balloting will take place based on the average of the three best performances at each level
 - g) three performances will take precedence over two performances
 - h) a horse's position in the ballot will be based on the average of its qualifying percentages at each level
 - i) in exceptional circumstances, consideration may be given for a horse that has two high qualifying scores to be ranked above horses with three lower scores on approval by the EADC

10.11.2 Australian Pony Dressage Championships

Australian Pony Dressage Championships are, in principle, to be conducted using the same rules as for the Australian championships with the following exceptions:

- a) the draft schedule is to be forwarded to the EADC for approval at least 6 months prior to the event
- b) qualifying performances are to be determined by the EADC
- c) if FEI Pony tests are included they are restricted to the FEI Pony Rider ages 12 to 16
- d) two places in each competition (excluding Freestyles) are reserved for the highest qualified combinations from each state
- e) judges must be at least C level and approval of the EADC is required if the use of lower level judges is proposed
- f) a minimum of 2 accredited judges is required for each EA competition
- g) a minimum of 3 judges is required for FEI level competitions
- h) a minimum of 2 interstate (from different states) A or B level accredited judges must be on the Ground Jury
- i) the competitors' state of origin must be included in the programme and draw
- j) all ponies must hold current EA registration and must provide an EA approved height certificate on request
- k) the highest level test at each level is compulsory
- l) competitions may be run in divisions.
- m) a Chief Steward must be appointed from the current FEI accredited or National Stewards list. (rule 6.1 for role, rule 7.9 for payment of out of pocket expenses)

10.11.3 Australian Amateur Owner Rider (AAOR) Dressage Championships

Australian Amateur Owner Rider Dressage Championships are, in principle, to be conducted using the same rules as for the Australian Dressage Championships with the following exceptions:

- a) the draft schedule is to be forwarded to the EADC for approval at least 6 months prior to the event
- b) qualifying performances are to be determined by the EADC
- c) two places in each competition (excluding Freestyles) are reserved for the highest qualified combinations from each state
- d) judges must be at least C level and approval of the EADC is required if the use of lower level judges is proposed
- e) a minimum of 2 accredited judges is required for each EA competition
- f) a minimum of 3 judges is required for FEI level competitions
- g) a minimum of 2 interstate (from different states) A or B level accredited judges must be on the Ground Jury
- h) the competitors' state of origin must be included in the programme and draw
- i) the highest level test at each level is compulsory

- j) competitions may be run in divisions.
- k) a Chief Steward must be appointed from the current FEI accredited or National Stewards list. (rule 6.1 for role, rule 7.9 for payment of out of pocket expenses)

10.12 State Dressage Championships

SDAs are to conduct their state championships using the same rules as for the Australian Championships detailed previously in this section, with the following exceptions:

- a) qualifying percentage to be determined by the SDA
- b) at least 2 accredited judges are required to judge each competition
- c) there is to be a minimum of 3 judges for FEI competitions
- d) a minimum of 2 interstate (from different states) A or B level accredited judges must be on the Ground Jury
- e) it is up to the state to determine if ponies are to be included
- f) the highest level test at each level is not compulsory but must be used if an EA Judges' practical exam is scheduled
- g) competitions may be run in divisions if numbers require it
- h) a TD is to be appointed by the SDA
- i) the schedule is to be approved by the SDA
- j) the SDA can determine what levels are to be held e.g. Preliminary, Novice, etc
- k) a Chief Steward must be appointed from the current FEI accredited or National Stewards list (rule 6.1 for role, rule 7.9 for payment of out of pocket expenses)

10.13 State Youth Dressage Championships

State Young Riders Dressage Championships are in principle to be conducted using the same rules as the Australian championships with the following exceptions:

- a) qualifying performances to be determined by the SDA
- b) judges must be at least D level
- c) a minimum of 2 accredited judges is required for each EA competition
- d) a minimum of 3 judges is required for FEI competitions
- e) a minimum of 2 interstate (from different states) or overseas A or B level accredited judges must be on the Ground Jury
- f) the competitors' state of origin must be included in the programme and draw
- g) all horses and/ponies must hold current EA registration
- h) the highest level test at each level is not compulsory but must be used if an EA Judges' practical exam is scheduled
- i) competitions may be run in divisions.
- j) see 8.13.1 for additional notes on qualifying scores for State and National Interschool competitions.
- k) A Chief Steward must be appointed from the current FEI accredited or National Stewards list. (See 4.1 for role) See rule 7.9 for payment of out of pocket expenses

10.13.1 Qualifying scores from State and National Interschool events

The EADC recommends that scores from State and the National Interschool Championships (and interschool competitions in Queensland of Elementary level and above held south of Rockhampton), be accepted as qualifying scores for State and National Youth Championships, as long as they follow the requirements of the number/level of judges required for competition (refer to rule 3.21).

10.14 State Pony Dressage Championships

State Pony Dressage Championships are, in principle, to be conducted using the same rules as for the Australian National Championships with the following exceptions:

- a) if FEI Pony tests are included they are restricted to the FEI Pony Rider ages 12 to 16
- b) qualifying performances to be determined by the SDA
- c) judges must be at least D level

- d) a minimum of 2 accredited judges is required for each EA competition
- e) a minimum of 3 judges is required for FEI-level competitions
- f) a minimum of 2 interstate (from different states) A or B level accredited judges must be on the Ground Jury for NSW, QLD and VIC events
- g) a minimum of 2 interstate judges are strongly recommended for the Ground Jury for the NT, SA, TAS and WA events
- h) the competitors' state of origin must be included in the program and draw
- i) all ponies must hold current EA registration and provide a copy of an EA approved height certificate on request
- j) the highest level test at each level is not compulsory but must be used if an EA Judges practical exam is scheduled
- k) competitions may be run in divisions
- l) a Chief Steward must be appointed from the current FEI accredited or National Stewards list. (See 4.1 for role) See rule 7.9 for payment of out of pocket expenses

10.15 FEI-sanctioned events

Please refer to the FEI Dressage Rules and FEI World Cup Rules (www.fei.org) in conjunction with the rules for FEI World Cup TM Dressage. The Rules for the Pacific League (Australia and New Zealand) are available at www.equestrian.org.au

10.16 Australian competitors overseas

Australians competing overseas must be aware of the requirements outlined below.

10.16.1 Competitor's Licences

- a) riders competing abroad must hold a current Competitor's Licence
- b) application for a Competitor's Licence must be made by the rider direct to the EA National Office, accompanied by the relevant fee
- c) a Competitor's Licence is only issued for one year at a time

10.16.2 Qualification for CDIs Overseas

- a) to gain support from EA in requesting entries for competitions at CDIs overseas, combinations are required to produce proof of gaining a minimum of 63% in at least two competitions (at the level you wish to enter) in national Official Competitive competitions (in Australia or overseas) within the 12 months prior to the closing date of entries
- b) the German Short Grand Prix Test (S10) is acceptable as a qualification for the above process.
- c) to gain endorsement for CDI5* events, combinations are required to produce proof of gaining at least 66% (in the Grand Prix) at two CDI competitions
- d) for U25, Young Riders, Juniors or Ponies to gain support from EA to compete at CDIs overseas combinations are required to produce proof of recently gaining at least 60% or better in two national competitions (in Australia or overseas) at the level they wish to compete in at the CDI
- e) In exceptional circumstances the Selectors have discretion to waive the above. Any such decisions being considered are to be discussed with the Chair of the EADC
- f) CDIO team standards:
 - EADC encourages participation in Nations Cup events at CDIOs. However, the performances need to be of an acceptable standard as follows:
 - GP: 66% at a CDI in previous 12 months
 - Small Tour: 65% in a CDI in previous 12 months (applies to Wellington Florida CDIO)

10.16.3 Qualification for CDIs in Australia

- a) to be eligible for CDI/CDIW competitions in Australia combinations are required to produce proof of gaining a minimum of 63% in at least two competitions (at the level you wish to enter) in national Official Competitive competitions (in Australia or overseas) within the 12 months prior to the closing date of entries
- b) CDI-U25 competitions combinations are required to produce proof of gaining 60% in two Intermediate A or Intermediate B or Intermediate II or Grand Prix tests in national Official Competitive competitions within the 12 months prior to the closing date of entries
- c) CDI-Y, CDI-J and CDI-P combinations are required to produce proof of gaining 60% at level in national Official Competitive competitions within the 12 months prior to close of entries (see 4.8.3 for levels)
- d) in exceptional circumstances the Selectors have discretion to waive the above. Any such decision being considered are to be discussed with the Chair of the EADC

SECTION 11 PARA-EQUESTRIAN DRESSAGE

Preamble

Equestrian competition for Riders with a Disability, is known as Para-Equestrian (PE).

These rules (which are based on FEI Rules governing Para-Equestrian) are for use in Australian Para-Equestrian Dressage.

Unless exceptions to the rule are listed in the EA Para Dressage rules, the EA National rules for Dressage will apply.

For FEI Para-Equestrian competitions the FEI Para Rules will apply.

These rules cannot provide for every eventuality. In any unforeseen or exceptional circumstances, it is the duty of the appropriate official(s) to decide in a sporting spirit and adhere as closely as possible to the intention of these rules

11.0 Definitions, conditions and tests

Definitions –

Para-Equestrian (PE) – used when referring to National PE Rules and tests

FEI Para-Equestrian (FEI PE) – used when referring to FEI Para-Equestrian Rules and tests at FEI-sanctioned events.

FEI PE Classification Master List (FEI PE Master List)

- is a list, maintained by the FEI, of all classified PE riders
- will include name, date of birth, national federation, national number, functional profile number, grade and the compensating aids and equipment that may be used, the manner of saluting and the date of classification.
- classified Para-Equestrian riders must be included on the FEI PE Master List to compete
- riders may only use the compensating aids that are included on the FEI PE Master List/ EA PE Master List or otherwise permitted under the general rules
- the OC will provide the judges and the chief steward and gear checker, with a list of compensating aids for competitors.
- PE riders should be identified on the competition draw with 'PE' beside their name
- the FEI PE Master List will be available to all National Federations when holding a Para-Equestrian event

A Para-Equestrian is a rider with a physical or visual impairment that satisfies the minimal impact criteria as detailed in the FEI Para-Equestrian Classification Manual and has been classified by an accredited National Classifier for national competitions

National PE Classification Master List as per EA website (EA PE Master List)

the following grades of Para-Equestrian Participation competitions are offered

- Grade I – walk only
- Grade II – walk and trot
- Grade III walk and trot. Canter is only permitted in the freestyle
- Grade IV – walk, trot and canter. May show lateral work in the freestyle
- Grade V– walk, trot, canter, half pass, shoulder-in, walk pirouettes

EA PE and FEI PE events and tests:

- EA PE tests are used at club level and Regional Championships and State Championships as easier introductory tests – available on the EA website
- FEI PE tests are highly recommended to be used at State-level events
- it is mandatory to use FEI PE tests at Nationals and CPEDI events

Events will be as follows:

- PE national events
- PE state events
- Australian Para Equestrian Dressage Championships
- FEI PE event – FEI-sanctioned i.e. CPEDI3*

11.1 Rules

- a) a PE rider must be an EA Participant or Competitive member to compete in EA PE competitions
- b) to compete in FEI PE-sanctioned events in Australia or overseas, or the Australian PE Dressage Championships, a PE rider must be a Competitive Member
- c) a horse on which a Para-Equestrian rider competes in Official **Participation** competitions does not need to be registered
- d) a horse on which a Para-Equestrian rider competes in Official **Competitive** competitions must be registered with EA
- e) there is no height restriction (e.g. horse and ponies compete together)
- f) where horses are mentioned throughout this section also refers to ponies
- g) all trot work may be executed in sitting or rising trot
- h) making an entry for any event constitutes implicit acceptance of these rules
- i) breaches of any of the rules may entail elimination, unless other penalties are stipulated
- j) competitors are responsible for knowing and complying with these rules
- k) horses and riders may be subject to random testing in competition. Refer to EA and FEI Anti-Doping and Medication Control rules (EADMC) and the EA (Rider) Anti-Doping Policy or rule 1.6 *Doping and Medication Control* in this document. For more information see www.equestrian.org.au, www.fei.org or www.asada.gov.au

11.2 Code of Conduct for welfare of the horse

Refer to rule 1.2 to 1.6

11.3 Dressage objectives and general principles

Refer Section 2 of the EA Dressage Rules

The object of Para-Equestrian Dressage Events is to provide and develop competition opportunities for equestrian athletes with physical disabilities

Exceptions for Para Tests:

- The term “Leg-yield” to be replaced with “Diagonal-yield”
Diagram in EA Rule 2.11- “Leg yielding along the wall on the diagonal” describes the movements “Diagonal yielding along the wall” and “Diagonal yielding on the diagonal” which are the term used when ‘Leg Yielding’ is performed in Para-Equestrian
- A discreet 'pat on the neck' for a well-performed exercise, or for reassurance, is perfectly acceptable (as is the situation of a rider needing to wipe a fly from their eye, or other situations such as adjusting clothing, saddle pads etc)
 - However, if the rider intentionally takes the reins into one hand in order to use either the reins or the other hand to produce more impulsion from the horse, or to promote applause from the spectators during the test, it will be considered a serious fault and will be reflected in the mark for both the movement and the collective mark for General Impression.

11.4 Para-Equestrian dressage events

The individual Para-Equestrian dressage and FEI Para-Equestrian event schedules must be read carefully to understand the specific conditions and requirements of the event. Para Participation competitions can be held in conjunction with any other EA dressage event, and all riders should have the support required to participate. The following rules apply:

- a) a rider may not enter a test other than the grade indicated by their functional profile
- b) only the current EA Para-Equestrian tests and the FEI Para-Equestrian level tests may be used – these are available from the EA and FEI websites
- c) refer to FEI rules for specific rules and conditions for different categories of disability i.e. vision impaired

11.5 Participation

11.5.1 Riders

- a) all riders must have their functional profile assessed by an EA-accredited classifier/s before they may take part in a Para-Equestrian competition
- b) riders may be officially classified from the beginning of the year in which they turn 12 years of age
- c) age of rider is from the start of the year
- d) PE riders competing in Young Horse/Pony competitions please refer to Section 9, rule 9.1 *General conditions*

11.5.2 Horses

- a) a rider may enter more than one horse per grade
- b) horses and ponies must be at least 5 years old to compete in EA Para-Equestrian
- c) horses for Grades I, II and III may be ridden and/or schooled for up to 30 minutes per day by the trainer/coach/groom or another rider designated by the competing rider
- d) horses for Grade IV and Grade V may only be schooled by the rider competing on those horses after arrival at the venue
- e) horses competing in Grade I, II and III may not be trained/schooled by anyone other than the rider for 15 minutes before they enter the competition arena to perform their dressage test
- f) a horse may be shared by a maximum of 2 riders in different grades
- g) under FEI Rules riders may compete in a maximum of 2 tests per day per horse
- h) horses in Grades I, II, III and IV may compete in a maximum of 4 tests per day
- i) horses in Grade V may compete in a maximum of 2 tests per day
- j) horses must be identified by a Horse Identification number corresponding to the relevant Grade, worn at all times when on the competition grounds outside the stable

11.5.2.1. Sharing of horses

- a) for horses ridden by Grade I, II and III riders, the horse must only be ridden by a trainer/coach/groom for a total of 30 minutes (i.e. if 2 riders from Grades I or II share, they are only permitted 30 minutes total shared time between them, per day)
- b) arena familiarisation sessions are allocated on a horse basis, not rider basis and therefore only one session would be allocated to a horse shared by 2 riders
- c) where horses are shared by one rider from the lower Grades I, II and III and one rider from the higher Grades IV and V the following applies
 - on competition days, if the lower grade rider competes first, then 30 minutes schooling by a trainer/coach/groom/other rider will be permitted prior to the test. For the higher-grade rider, this is considered to be the 30 minutes schooling by the rider and therefore no further allocation of time will be permitted. This is on the grounds of horse welfare

- on competition days where the higher grade rider competes first, this is considered to be the 30 minutes schooling (by a trainer/coach/groom) permitted for the lower grade rider and therefore no further allocation of time will be permitted for the lower grade rider. This is on the grounds of horse welfare
- on non-competition days, the horse may be ridden by both riders, but no time will be allocated for the horse to be schooled by a trainer/coach/groom (i.e. the 30 minutes). It is considered that the higher grade rider is schooling the horse for the lower grade rider

11.6 Draw


- a) competitions will be limited to 30 entries
- b) a revised draw may be necessary the day before each competition to allow for withdrawals
- c) the starting order will not alter and a move up system will apply
- d) withdrawals must be verified by documented proof, i.e. veterinary or medical certificate
- e) the onus is on the competitor to confirm/check their start time/s before the competition

11.7 Dress, saddlery and equipment


- a) all riders in all grades have the option of using either a snaffle or double bridle and curb bit with a curb chain
- b) all riders must always be neatly and correctly dressed
- c) approved headgear must be worn by riders, grooms, trainers, owners etc. (as well as any other person), at all times whilst mounted. Riders will not be permitted to ride until such headgear is properly secured and any rider violating this rule must immediately be prohibited from further riding until such headgear is properly in place
- d) for competition, hat covers may be black or another dark colour
- e) head gear must be as per EA rules refer rule 5.2
- f) hats may not be removed for salutes or mounted prize giving ceremonies
- g) gloves shall be worn if possible
- h) spurs are optional
 - spurs must be made of metal
 - shank must be either curved or straight, pointing directly back from the centre of the spur when on the rider's boot
 - spurs must not be offset, unless this is permitted as a compensating aid on the rider's FEI PE Master List
 - the arm of the spurs must be smooth and blunt
 - if rowels are used they must be blunt and free to rotate
 - level spurs with round hard plastic knobs are permitted (e.g. 'Impuls' spurs)
 - 'dummy' spurs with no shank permitted
 - riders not in control of spurs, whether intentionally or not, may be asked to remove spurs by the President of the Ground Jury or the Judge at C or Chief Steward
- i) ear phones are only permitted during training and warm up, except when listed as a compensating aid on the FEI PE Master List, when they can be used throughout the test with a steward also provided with a receiver via three way head set system
- j) vision impaired riders – special conditions apply – ~~refer to FEI PE Rules Article 8427 1.7. However,~~ vision impaired riders must wear a distinctive coloured arm band when mounted both inside and outside the competition arena
- k) for bridles and bits please refer to Section 5 for details
- l) the use of nosebands is as per EA rules in Section 5. The combined noseband can be used with a double bridle only when the lower strap of the noseband is removed. As the FEI and EA rules governing nosebands differ, it is recommended that the FEI Para-Equestrian rules be followed
- m) ear hoods are permitted for all Events, and may contain noise reducing materials

- n) for Horse Identification numbers please refer to rule 4.8.5
- o) use of voice is permitted as an aid for Grades I, II and III but is not permitted for Grade IV and V unless specified as an aid on their FEI PE Master List
- p) safety vests are only permitted when they are not inflatable
- q) a rider may only ride without the use of stirrups if this is specified on the FEI Classification Master List

The FEI PE rules do not permit Micklem nosebands to be used with double bridles. They do permit combined nosebands to be used with double bridles when the lower strap of the noseband is removed.



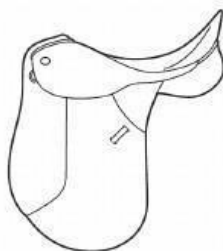
5. Combined noseband – no throat lash



6. Micklem bridle

11.7.1 Saddle

- a) a well-fitting, well-maintained saddle of any type, suitable to the horse and rider shall be used. (See below)
- b) at the halt there must be a clear 3 cm between any means of support and the rider's trunk
- c) any adaptations to a saddle must allow the rider to fall free of the horse. Any such adaptation must be listed as a compensating aid on the rider's FEI PE Master List or EA PE Master List. No saddle may be deeper in the seat than 12 cm with the seat pressed down. This is measured from the middle of a line from the top of the pommel to the top of the cantle
- d) the use of a soft handhold may not be more than 30 cm wide, to assist the rider to balance may be attached to the front of the saddle, in front of or above the pommel
- e) such a handhold may not be more than 10 cm above the top of the pommel when held. If a hard handhold is essential, it must be stated on the rider's FEI PE Master List or EA PE Master List
- f) plain numnahs may be used
- g) dark-coloured seat/saddle covers may be used if they are specified on the FEI PE Master List – or EA PE Master List
- h) plain saddlecloths may be used



Example of permitted dressage saddle

11.7.2 Whips

- a) one whip with maximum length of 1 m for ponies and 1.20 m for horses (including tassel) may be carried if required – unless permitted under FEI rules or EA PE Master List
- b) any variation from the conventional or curved whips must be **approved and recorded on the FEI or EA PE Master List of Exemptions**

11.7.3 Other Para-Equestrian saddlery aids permitted

- a) a copy of the rider's compensating aids as per the FEI PE Master List or EA PE Master List must be sent to the Organising Committee with the entry form at the time of entry
- b) it is the responsibility of the competitor to ensure that all special equipment/compensating aids are permitted under Para-Equestrian rules, and that any used are noted on the rider's dressage FEI PE Master List or EA PE Master List
- c) aids listed on their FEI PE Master List or EA PE Master List
- d) breast plates, neck straps and handholds are permitted
- e) any rein from any bit in the horse's mouth must be in direct contact with the rider
- f) if riding in a double bridle the 2 reins on one side must either both go to the rider's hand(s) or be connected into one rein before reaching the rider (split rein). Elastic insert reins are permitted
- g) foot reins are only permitted when no other reins are going to be controlled by arm(s) or hand(s)/fingers from the upper part of the body of the rider
- h) if the rein is not used in a conventional manner, it must be in as straight a line as possible from the rider's point of contact on the reins to the horse's mouth
- i) for riders with two very short arms, reins may be run through rings that are attached to the front of the saddle by leather straps. These rings must not be in a fixed position but shall be loose
- j) riders using such rings must have details noted on the FEI PE Master List or EA PE Master List
- k) velcro may be used on the lower limbs to assist the rider in the saddle where there is identified need as determined by the rider's functional profile and grade. The use of velcro in this way must be recorded as a compensating aid for the rider on the FEI PE Master List or EA PE Master List
- l) the total amount of overlapping velcro or similar material used by any rider must not exceed 50 square cm. Each overlap contact must not exceed the dimensions of 3 cm x 6 cm. The total area of overlapping velcro or similar material per leg must not exceed 3 cm wide by 6 cm of overlap contact. For safety reasons it is recommended that it is fastened in a 'V' shape
- m) a velcro or thin leather strap may be used to attach the stirrup leather or the stirrup iron to the girth to assist control of the lower leg where there is an identified need as determined by the rider's functional profile and grade. This must be recorded as a compensating aid on the FEI PE Master List or EA PE Master List
- n) elastic rubber bands may be used to keep the feet in the stirrups, and such elastic must be of a width and strength to allow the rider to fall free of the horse
- o) to prevent the possibility of the foot sliding through the stirrup, stirrups may be closed at the front. Andersen stirrups may be used
- p) adaptations to equipment, velcro or similar materials that assist in the balance of the rider may change the functional profile of that rider
- q) visually impaired riders should consult the organising committee regarding their requirements; however, the rider would normally supply their own equipment. Only the lead caller (who may also Command where approved by the Chief Judge) may be in the centre of the arena and may not move around

11.7.4 Other Para-Equestrian saddlery aids not permitted

- a) martingales, blinkers, side, balancing, running, bearing and similar reins are forbidden
- b) any rein adaptation that produces a similar effect to these forbidden reins is not permitted
- c) no 'quick release' mechanisms may be used apart from 'quick release stirrups' if they are listed as a compensating aid on the rider's-FEI PE Master List or EA PE Master List
- d) any decoration of the horse with unnatural items, such as ribbons or flowers in the tail, mane, etc, is strictly forbidden, except for the red ribbon in the tail that identifies a horse that kicks

11.7.5 Outside assistance

- a) any outside assistance or intervention, including coaching by voice, signs, etc, may result in elimination, at the discretion of the Judge at C
- b) the rider's trainer or representative may stand near the competition arena to relay the judge's instructions, if necessary
- c) grades I, II and III helpers may be placed in corners outside the arena for safety reasons. In an emergency, they may give physical assistance. Penalties will be at the discretion of the Judge at C, who may eliminate the rider either at the time, or at the conclusion of the test
- d) in Grades I, II and III if circumstances allow, a companion horse may stand adjacent to the arena. The position in which it stands can be designated by the steward
- e) in cases where a rider stops the test and receives outside assistance in order to turn a temporarily unsafe situation back into a safe situation (i.e. in case of a lost stirrup) each judge should give 0 for the particular movement but allow the rider to continue the test
- f) if Grade IV rider (profile 36) is required to wear a blindfold or blacked out glasses, then permitted prior to start of test to enter arena and proceed once each way around the arena
- g) any athlete with a visual impairment is permitted to start the test from the inside' as per FEI rules

11.8 Gear check

- a) a gear check is compulsory at all EA events and a steward must be appointed to check the saddlery of each horse and the compensating aids used by the rider before and/or immediately after they leave the arena. The steward must be up to date on all permitted or non-permitted equipment
- b) any discrepancy will be reported to the Judge at C and will result in elimination. The checking of the bridle must be done with the greatest caution (see FEI Manual for Para-Equestrian Dressage Stewards)
- c) the steward must use disposable surgical gloves when checking the bit (one pair of gloves per horse)
- d) the Ground Jury at any EA dressage event may check saddlery and compensating aids against the Para Dressage rider's FEI PE Master List immediately after they leave the arena
- e) sponsorship logos in total may not exceed 200 square cm
- f) for sponsorship logos on jackets the size is 80 square cm
- g) a copy of the-FEI PE Master List or EA PE Master List for the relevant competitors is to be provided to the Gear Steward.

11.9 Commanders and callers

- a) commanders read a test and callers call out the letters to those visually impaired riders who need this assistance
- b) official FEI PE tests must be carried out entirely from memory, and all movements must follow in the order laid down in the test, except for those riders who may have their tests commanded and/or called as a compensating aid listed on the EA or FEI PE Master List
- c) only the printed text or extract thereof can be commanded and no other form of assistance can be given
- d) the commander may read each movement once or twice only and failure to observe this rule may entail elimination

- e) all commanders must be supervised by a steward
- f) all EA tests or FEI tests used at EA competitions can be commanded except at the following events:
- g) State Championships
- h) National Championships
- i) FEI-sanctioned events
- j) an exception to f) is if the need for commanded tests is stated as a compensating aid on a rider's FEI PE Master List.

11.10 Officials

11.10.1 Para-Equestrian Judges

- a) a list of accredited national Para-Equestrian judges is on the EA website or available from your EA state branch office
- b) there should be at least 2 judges for each competition
- c) where 2 judges are used one should be placed on the long side, if the arena layout provides for this
- d) at National Championships:
 - if 3 judges are used, it is recommended, at the least, that they comprise 1 FEI PE judge and 2 national PE judges – if a CPEDI then must have a minimum of 2 foreign FEI PE judges
 - if 5 judges are used, it is recommended, at the least, that they comprise 2 FEI PE judges and 3 national PE judges. If a CPEDI then there must be at least 3 foreign FEI PE judges
- e) at State Championships a minimum of 2 national PE judges must be used
- f) all judges judging PE must be PE accredited and at least:
 - a. D (Medium level) to judge all EA PE tests and FEI PE tests
 - b. E (Elementary) to judge EA PE tests
- g) PE seminars are to be conducted by a National PE Judge Educator
- h) seminars are to be of one-day duration
- i) for re-accreditation purposes the judge must be in attendance for the entire duration of the seminar **and** be an active participant
- j) participation certificates are to be issued to attendees
- k) for reaccreditation, judges are required to attend a specific PE seminar every 3 years
 - to become a PE Judge, you must be E level or above to judge. You must also attend and participate in a full day PE seminar, and demonstrate satisfactory skills in 2 assessments:
 - a PE written theory test with a pass of at least 80%
 - one shadow judging which must at least cover Grades I, II and III. This shadow judging may take place at the PE seminar if sufficient horses or it may take place in conjunction with another PE event
- l) a PE accreditation seminar is to be held at least every 3 years

11.10.2 Stewards

An accredited PE Chief Steward must be appointed for Australian and State Championships (see 11.15.6.3)

11.11 Arenas

- a) as per rule 3.6 the centre line must have the letter A placed in line (not offset) with C at least 10 m (preferably 15 m) back from the arena to allow horses a straight track to enter the arena
- b) grades (I, II, and III) compete in an arena 40m x 20m
- c) grades IV and V may compete in an arena 60m x 20m

11.12 Practice arenas

- a) at least one practice arena of 20m x 60m must be placed at the disposal of the riders from the time of the opening of the stables. If possible, this arena should be of the same consistency as the competition arena footing
- b) a 20 m x 60 m arena should have the ability to mark out a 20m x 40m arena
- c) arena space should be adequate to accommodate a maximum of 8 riders in a 20 m x 60 m arena and a maximum of 6 riders in a 20m x 40m area at any one time
- d) if possible, provision should be made for riders with visual impairment to train alone
- e) the OC should ensure that all riders are given equal training times

11.13 Prize Giving

- a) it is recommended that all prize giving presentations are unmounted
- b) riders' dress to be the same as in the competition
- c) daily timetables for presentations are advisable

11.14 Recommendation/Guidelines for organising committees

For further information refer to EA Section 7, *Rules for judges and organising committees* and Annex G *Notes for dressage event organisers*.

- a) It is advisable that the timetable for competitions to start with the Grade IV and Grade V followed by Grades- I, II and III not necessarily in that order. Timing and weather conditions may necessitate this to be varied, in the interests of the grade I, II and III riders.
- b) weather conditions are to be taken into consideration
- c) depending on entries, allow 15–20-minute breaks between competitions
- d) draw lists with judges' timetable/test and judging positions must be sent prior to start of competition to judges/classifiers (if required)
- e) daily honorarium for transport to and from, and special food requirements to be confirmed before the event
- f) notify scorers and commentator of updated draw changes – check daily before competitions commence
- g) updated draws to be available to the stewards/judges/classifiers the day before if possible and notify competitors and supporters of changes
- h) ensure that a bell (used in indoor/outdoor competitions) can be heard as some riders may have a hearing impairment
- i) provide a stopwatch for the Judge at C for all competitions
- j) make an official scratching form available for riders/owners and treating veterinary officer (if present).
- k) site plan of venue to be sent to all officials and included in the rider information pack
- l) special attention needs to be taken to provide suitable and accessible facilities for people with disabilities at appropriate areas. Where possible, near on-site accommodation, arenas and stables
- m) facilities should include:
 - accessible mounting block/ramp
 - accessible toilet
 - if classifiers are present, a room is to be allocated as per the FEI rules
 - results are to be located in an accessible location – keep in mind people in wheelchairs
- n) a pack should be provided for the Chief Judge and the Chief Steward which includes stewards' phone contacts, latest draws, stable allocations, current compensating aids list, plus a copy of current EA rules pertaining to Para Dressage

11.15 Australian Para-Equestrian Championships

11.15.1 Administration

The Australian Para-Equestrian Championships or CPEDI3* may be conducted as a stand-alone competition or in conjunction with a dressage event of similar status (i.e. Australian Young Rider Championships, a State Dressage Championship, a CDI). It is strongly recommended that the Australian PE championships be run in conjunction with the Australian Dressage Championships, however if this is not always be possible, they may run in conjunction with another major event.

- a) the draft schedule must be submitted to the EADC for approval at least 6 months prior to the event
- b) all grades of FEI Para-Equestrian competitions I, II, III, IV and V and Freestyle – must be included
- c) there must be 3 FEI competitions at each grade: FEI Team test, FEI Individual test (or FEI Novice test) and FEI Freestyle test
- d) other levels and tests may also be included (e.g. National Para-Equestrian dressage tests) for each grade
- e) a horse/rider combination must compete in either the FEI tests or the National Para-Equestrian dressage tests for their grade but not both
- f) the closing date of entries must be not more than 6 weeks and not less than 4 weeks before the start of the Championships
- g) there must be a timed draw made available to competitors for EA competitions – at least 24 hours before the competition commences
 - for FEI-sanctioned competitions – as required under FEI rules
- h) the competitor's state of origin must be included in the start list, draw and program
- i) all riders competing in either FEI PE tests or EA PE dressage tests must be classified
- j) a copy of the riders FEI PE Master List and national list is to be provided to the Chief Steward and all judges

11.15.2 Conditions of Entry

- a) horses may be shared by two riders in different grades. For competition run under FEI rules, FEI rules relating to shared horses and schooling will apply, otherwise see 11.15.3.1 below.
- b) all horses, owned or shared, in Grades I, II and III may only be warmed up at the competition by the trainer/coach/groom or other designated rider

11.15.3 Competition conditions

- a) no test may be commanded unless specified on the Rider's FEI PE Master List or national list
- b) for the duration of the event, horses entered in the Championship may only be ridden and schooled by the rider/s competing on that horse (except for those horses of riders in Grades, I, II and III whose horses may be schooled by another rider for up to 30 minutes per day)
- c) a groom mounted in the saddle may walk the horse on a long rein for grades IV and V only
- d) lunging or work in-hand by someone other than the nominated rider is permitted
- e) Horses may not be schooled from the ground whilst a rider is mounted

11.15.3.1 Sharing of horses

- a) for horses ridden by Grade I, II and III riders, the horse must only be ridden by a trainer/coach/groom for a total of 30 minutes (i.e. if 2 riders from Grades I or II share, they are only permitted 30 minutes total shared time between them, per day)
- b) arena familiarisation sessions are allocated on a horse basis, not rider basis and therefore only one session would be allocated to a horse shared by 2 riders

- c) where horses are shared by one rider from the lower Grades I, II and III and one rider from the higher Grades IV and V the following applies
 - on competition days, if the lower grade rider competes first, then 30 minutes schooling by a trainer/coach/groom/other rider will be permitted prior to the test. For the higher-grade rider, this is considered to be the 30 minutes schooling by the rider and therefore no further allocation of time will be permitted. This is on the grounds of horse welfare
 - on competition days where the higher-grade rider competes first, this is considered to be the 30 minutes schooling (by a trainer/coach/groom) permitted for the lower grade rider and therefore no further allocation of time will be permitted for the lower grade rider. This is on the grounds of horse welfare
 - on non-competition days, the horse may be ridden by both riders, but no time will be allocated for the horse to be schooled by a trainer/coach/groom (i.e. the 30 minutes). It is considered that the higher-grade rider is schooling the horse for the lower grade rider

11.15.4 Withdrawals

- a) no competitor shall withdraw from a competition within 8 hours of its commencement without the permission of the OC
- b) a written statement giving reasons for any withdrawal must be handed to the Secretary of the event prior to the commencement of the competition
- c) the penalty for non-compliance is a maximum fine of AU\$200
- d) horses withdrawn may be subject to a veterinary inspection

11.15.5 State teams

- a) team entries must be made by state branches before the closing date of entries
- b) a state teams' competition is to be held across all grades
- c) declaration of the team must be made in writing to the OC by the relevant Chefs d'Equipe by 5.00 pm the day before the start of the event
- d) the FEI Team test and the FEI Individual test (or Novice) test will count towards a state team's score
- e) a team shall consist of three horses and three riders that are residents and members of that state
- f) a horse may only compete in one team
- g) only one team per state may be nominated
- h) in the case of accident or illness, a nominated individual rider and/or horse, which have been declared as a starter, may be substituted for one of the team member riders and/or horses up to one hour before the start of the relevant competition. If the withdrawal is caused by the illness of the rider, they may take no further part on any horse in the event
- i) if the withdrawal is based on veterinary advice the horse may take no further part in the event.
- j) in the latter case the nominated rider is permitted to fulfil other riding engagements on other horses
- k) the rider and/or horse that has had to withdraw, may not then start as an individual entry from the time of withdrawal for the remainder of the event
- l) the winning team is the one having the highest total score, the second is the one with the next highest total score, and so on
- m) in case of equality of marks, the winning team is the one where the lowest level competitor has the best result
- n) where there are insufficient entries to enable a state team to be entered, the smaller states may combine to enter a mixed state team

11.15.6 Officials

11.15.6.1 Chef d'Equipe

- a) a state which is represented by two or more competitors at an Australian Championship must appoint a Chef d'Equipe
- b) the Chef d'Equipe is responsible for all the competitors and horses entered for that state
- c) protests may only be lodged by the relevant Chef d'Equipe
- d) please refer to Section 6 for further information on the role

11.15.6.2 Judges

- a) there must be at least 2 judges from overseas or interstate
- b) Australian judges must be of at least D level and be accredited EA or FEI qualified Para-Equestrian dressage judges
- c) overseas judges must be on the official Para-Equestrian dressage judges list of the country in which they are residing
- d) there must be at least 3 judges for each competition
- e) wherever possible, different judging combinations should be used for each competition and the judges should rotate their positions
- f) accommodation and travelling expenses must be paid for all judges not residing in the host state, unless there is some special arrangement
- g) a reserve PE judge should be available at the venue each day
- h) officials remuneration as per rule 7.9

11.15.6.3 Stewards

It is highly recommended that an accredited Para Dressage Steward be appointed to oversee the application of permitted compensating aids and the riding of horses belonging to riders in Grades I, II and III by other than the nominated rider.

11.15.6.4 Appeal Committee

An Appeal Committee consisting of a President and 2 or 4 members must be appointed to make decisions outside the jurisdiction of the Ground Jury. Please refer to Section 6 for more information.

11.15.6.5 Technical Delegate

The President of the PE Ground Jury may take on the role of the Technical Delegate (TD).

11.15.7 Classification

Two FEI or EA accredited National Classifiers must be invited to the Australian Championships if this is an event that has been identified as a Classification opportunity.

- a) classification will be offered at the discretion of the OC/NF and must be announced as soon as the event is added into the Calendar of FEI Events (deadlines: refer to calendar rules). Each NF hosting an International Competition must nominate at least one International Event where Classification will be offered. In such cases FEI classifiers are required.
- b) the Classifiers must remain until the first appearance of all Classified Riders

11.15.8 Organising Committee report

A written report must be submitted by the OC to the first meeting of the EADC after the conclusion of the Championships.

11.15.9 Horse inspections and swabbing

- a) all such inspections will be conducted in accordance with Article 1011 of the FEI Veterinary Regulations and Annex 1 of the FEI Dressage Rule Book
- b) horse inspections will be held for all horses whenever an Australian Championships is conducted in conjunction with a CPEDI
- c) swabbing must be conducted in accordance with the EA National Medication Control Policy and General Regulations

11.15.10 Presentations and awards

- a) the presentation areas must be accessible by all riders
- b) presentations should be unmounted, safety is paramount
- c) the Australian Champion for each grade is the combination that achieves the highest points in the Individual test and the Freestyle test
- d) championships are to be decided on points system
 - the first placed horse will be allocated 35 points
 - the second placed horse will be allocated 34 points
 - the third placed horse will be allocated 33 points and so on to the last placed horse
- e) all competing horses will be ranked on the combined results of tests at each level
- f) in the event of a tie, the Champion will be the horse with the highest aggregate percentage at that level
- g) in the event of a further tie, the horse with the highest percentage in the higher competition at that level will be deemed the Champion

11.15.11 Ground facilities

- a) stabling for visiting horses must be provided on or close to the competition grounds
- b) significant consideration must be given to accessibility with regard to stables, human accommodation, catering, trade village and venue facilities such as toilets, first aid room and event office
- c) apart from the competition arenas, a full sized, 60m x 20m that can be adapted to 40m x 20m for Grades I, II and III, of a similar surface to the competition arena shall be available for warming-up purposes
- d) Disabled toilets, showers and accessible facilities should be available.

11.16 State Para-Equestrian Championships

In regards to the State Championships:

- a) competitors must be Participant or Competitive members
- b) all PE riders must be classified
- c) a TD is no longer required. The President of the Ground Jury will carry that responsibility
- d) there must be at least 3 accredited PE judges for each competition
- e) it is advisable to have a reserve judge available

11.17 FEI-sanctioned events /Competitions

Refer to the FEI Para Dressage Rules ~~834~~7 for details re international events as well as the rules for FEI Dressage at www.fei.org

11.18 Para-Equestrian Guidelines

RULE	GUIDELINES	
Warming up before test	Grades I, II, III – a designated person until 15 minutes before the commencement of the test	Warming up 30 minutes in total for Grade I, II and III by a designated rider - steward must be present
	Rider only for Grades IV and V	No other person permitted
Time allowed to enter arena	60 seconds after sound of bell	
Salute	One or two hands on rein, nod of the head, hats must not be removed	
Commander for FEI-sanctioned events	Can read the words twice. May not carry a whip and must stand in one place	Must be on the FEI PE Master List. Steward must stand beside and monitor the commander
Commander for EA events (in Australia usually referred to as callers)	Can read the words twice May not carry a whip and must stand in one place	All grades in all competitions except in State and National Championships and CPEDI's
Lead Caller also Commander	For Blind riders, only the lead caller may call the test and must stand still	
Use of voice	Grades I, II and III	Reservedly
	Grades IV and V	Not permitted unless on the FEI PE Master List
Live Letters (Callers)	Live letters for Grade III blind riders	Must be noted on FEI PE Master List C Judge to control use of commanders and entry procedures
Blind Riders Grade III IV and V	Grade III required to wear blacked out glasses Permitted prior to start of test to enter arena and proceed once each way around the arena	Must wear a distinctive coloured arm band when mounted both inside and outside the competition arena Callers permitted
Resistance	60 seconds	Safety factor allows for 20 seconds or less
Rising trot	Permitted in all grades	
Companion horse	Grade I, II and III only	C Judge and steward to control placement of companion horse in the arena
Spurs	permitted in all grades	Providing legs are under control
Bridle	Snaffle or double, all Grades	Split reins used with double bridle should be noted on FEI PE Master List
Whips	Length 1.2 m incl. tassel / 1m pony	Will be on the FEI PE Master List
Compensating aids	Permitted compensating aids are now recorded on the FEI PE Master List/ or EA PE Master List	OC to provide a list of aids to Gear Steward and at least the Chief Judge
Errors of Course	Third error = Elimination	
Hats with harness secured	Compulsory to comply with EA regulations	
Gloves	If possible	
Fall of horse or rider	The rider is eliminated	

RULE	GUIDELINES	
Blood/abuse	Fresh blood visible during the test, Chief judge to check and if fresh – elimination	If not fresh blood, then after being checked the horse may continue with the test
Leaving the arena with all four feet	In a wilful manner, causing loss of control = Elimination	Unintentionally directed, allow rider to re-enter the arena and continue
Marked lameness	Elimination by Chief Judge	
Horse defecating or urinating	In Freestyle, the clock will be stopped and restarted when horse is ready to continue	
Ear Hoods ¹	Permitted at all permitted for all events	May also provide noise reduction. Must not cover the horse's eyes and ear plugs are NOT permitted May not be attached to the nose band
False Tails	Permitted only with the approval of the FEI	

11.19 Execution of the Tests

If a rider makes an error of course/Test whilst executing a movement which is to be repeated later in the test, the judge at C should, in the interests of the rider, ring the bell and put the rider right. Marks will be deducted for the error by each Judge, but the rider should remember to ride the correct movement in the repeated section, thus avoiding a second error and an additional penalty. The decision as to whether or not an Error of Course has been made will be that of the Judge at C. The other Judges' scores will be adapted accordingly.

11.19.1 Penalties

Error of Course - every error of course, whether the bell is sounded or not, must be penalised, except as noted above.

For Australian PE

- a) 1st error: - 2 marks
- b) 2nd error: - 4 marks
- c) 3rd error: elimination

For CPEDI

- a) 1st error: 0.5% (zero point 5) percentage point per judge to be deducted from the total score
- b) 2nd error: 1% (one) percentage point deducted from the new total score
- c) 3rd error: elimination

11.19.2 Other Errors

All of the following are considered errors and two (2) points will be deducted per error per judge. The errors defined below are not cumulative and will not result in Elimination (including for Freestyle tests):

- a) entering the space around the arena with boots on the horse's legs or with discrepancy in dress
- b) entering the Dressage arena with boots on the horse's legs or with discrepancy in dress: If the test has already started before the discrepancy has been noticed, the Judge at C stops the rider and if needed and possible, an assistant may enter the arena to remove the item(s). The rider then continues the tests, whether starting from the beginning (from inside the arena fence) or from the movement where they were stopped. The marks given before he was stopped are not changed
- c) entering the dressage arena before the sound of the bell
- d) not entering the dressage arena within sixty (60) seconds after the bell, but within one hundred and twenty (120) seconds

- e) a rider may not speak to any other person once the test has started, unless spoken to by the judge. Two (2) marks will be deducted by each judge from those that would have otherwise been awarded for the movement where this occurred
- f) for Freestyle Tests, entering the arena after more than twenty (20) seconds of music

11.20 Freestyle

The Freestyle to Music Tests are Competitions that can be used by all Grades at all levels.

Each Grade has its own Test.

- a) in all the Freestyle Tests for all Grades, the mark for 'Rider Skills' is to assess the effect of the rider's ability ~~and~~ to enhance the performance of the horses. It is a measurement of their skill to produce the best performance of which the horse is capable of
- b) all marks in the Artistic Section of the Freestyle tests, in all Grades, will be marked using all the decimal points and not just half marks, i.e. 6.1, 7.8, 8.3 etc
- c) grades I, II and III freestyle to music tests must be no shorter than four (4) minutes and no longer than four (4) minutes and thirty (30) seconds. Tests are performed in a 20mx40m arena
- d) grades IV and V freestyle to music tests must be no shorter than four (4) minutes thirty (30) seconds, and no longer than five (5) minutes, and must be ridden in 20mx60m arena
- e) the music must not start more than twenty (20) seconds before the rider enters the arena and the music must cease at the final salute
- f) a halt and salute on the centre line facing the Judge at C at the beginning and end of the test is compulsory. The test time will start when the rider moves off from the first halt and finishes at the final halt
- g) riders in Grade I and II may not show canter, piaffe or passage
- h) riders in Grade III may not show piaffe or passage and only show canter work that does not include lateral work, flying changes, half or full pirouettes
- i) passage and piaffe may not be shown at any time during an event. Penalty will be a Yellow Warning Card
- j) a rider deliberately showing non permitted movements or paces during the execution of the test will have eight (8) marks deducted from each judge each time a non-permitted movement is shown, and the choreography mark of five (5) or below but will not be eliminated. The final decision is made by the judge at C
- k) compulsory movements omitted will receive a 0 from each judge for that movement and the choreography mark will be affected. The decision of the C judge will be final in these cases

SECTION 12 EQUESTRIAN AUSTRALIA DRESSAGE JUDGES AND STEWARDS IN AUSTRALIA

These rules cover the ongoing education of EA members wishing to become accredited dressage judges; the training and examination required to attain accreditation; and the procedures required to remain accredited. These EA rules refer to various rules and sections in the EA Dressage Rules. All Judges must have a copy of the EA Dressage Rules.

Any variation or dispensation from the following rules must be referred to the Equestrian Australian Dressage Judges Committee (EADJC) through the EADC for consideration.

12.1 Code of Conduct for Accredited Dressage Judges

- a) accredited Dressage Judges must adhere to the *EA Code of Conduct for Officials*, *The EA General Code of Conduct* and the *EA Member Protection Policy*. The *FEI Code of Conduct for the Welfare of the Horse* applies to all EA and FEI activities. Codes of Conduct and EA Sport Rules and By-Law are available at www.equestrian.org.au
- b) for complaints in relation to violation of any EA Code of Conduct, refer to rule 1.4; and
- c) EA General Regulations, *Articles* 163-165; and
- d) for Conflict of Interest see rule 1.7

12.1.1 Dressage Judges' protocol

Dressage judges should:

- a) have an open and friendly attitude towards all competitors while being careful not to show familiarity towards those competing
- b) be aware that judges are responsible for setting and maintaining the image and standards of dressage both in the competition arena and away from it, and as ambassadors for dressage, they should conduct themselves with dignity, honesty and good manners, especially in difficult situations
- c) treat requests from competitors to explain their decisions as an opportunity to assist the competitor to improve their performance
- d) honour a commitment to judge and if unforeseen circumstances prevent this, endeavour to help the organisers to find a replacement
- e) maintain an objective and fair mind towards all competitors which includes:
 - not taking into account knowledge of riders, horses or past performances
 - guarding against conflicts of interest and avoiding judging in situations where they have a close personal/professional relationship with a competitor or owner
- f) ensure to the best of their ability the same conditions apply to all competitors
- g) know and understand the scale of marks and ensure that their comments and marks are related
- h) maintain the same standard for all competitors in a competition and all events
- i) possess a current Dressage Rule Book together with any amendments
- j) know the rules and be prepared to coordinate their personal opinion with the principles of the FEI and EA
- k) have thorough knowledge of correct training of the dressage horse and understand the requirements of the test they are to judge

12.2 Equestrian Australia Dressage Judges Committee (EADJC) – Refer to Definitions

12.3 State Dressage Authority (SDA)

SDAs are the State Dressage Committees of EA, unless otherwise specified. The SDAs are responsible for all matters relating to the day-to-day running of the sport, and training and accrediting of judges in accordance with the EA Dressage Rules. These matters may be delegated by the SDA to the state Judges Sub Committee (JSC) but responsibility for these matters ultimately rests with the SDA. However, the JSC may, when necessary or appropriate, refer issues to the EADJC. On these occasions SDAs must be kept informed.

SDAs must ensure that accreditation courses and assessments are conducted by presenters and assessors as per these rules.

12.4 National Judges

This scheme is based on:

- a) assessment activities which include:
 - shadow judging
 - sit-ins
 - written theory paper
 - practical judging exam
 - sport-specific and generic officiating information
- b) mentoring is recommended as an educational activity

12.5 Judges accreditation

Accredited judges may act as a member of a Ground Jury at events or competitions in Australia.

The National levels of judges are:

- A-Level – accredited to judge up to and including Grand Prix level
- B-Level – accredited to judge up to and including Intermediate I level
- C-Level – accredited to judge up to and including Advanced level
- D-Level – accredited to judge up to and including Medium level
- E-Level – accredited to judge up to and including Elementary level
- F-Level – accredited to judge up to and including Novice level
- G-Level – authorised to judge up to and including Official Competitive Preliminary – with conditions – refer to rule 3.21

Every third year all dressage judges are required to re-accredit with the EA National Office using the Reaccreditation form and complete an Open Rule Book Test (ORBT). Once a judge has reaccredited with the EA National Office, they will appear on the National Judges list and can be found in the Officials search on the EA website www.equestrian.org.au

12.6 Number and level of judges to judge Official Competitive and Participation Competitions

Refer to rule 3.21 for number of judges required.

12.7 How to become a G level (Preliminary) dressage judge

Anyone interested in becoming an accredited judge should pursue the following procedure (FEI level riders seeking to fast-track, refer in addition, to rule 12.14):

- a) be at least 17 years of age
- b) be a current financial EA member in the appropriate category
- c) complete the application form, available from the SDA
- d) attend an EA-approved G level judges seminar
- e) complete the G level Open Rule Book Test (ORBT) with a mark of at least 90%
- f) shadow judge one entire Preliminary and one entire Novice competitions or two entire Novice competitions with at least 10 horses in each competition with an appointed Judge Educator or Mentor
- g) undertake at least one assessed sit-in of at least 2 hours duration on an Official Preliminary or Novice competition with an approved Mentor or A or B level judge. This may be completed over more than one sit-in
- h) sit-in assessment to be completed on each occasion
- i) complete a shadow judging form and forward to the State Judges Committee along with the assessors recommendation
- j) complete the G level exam and seminar before undertaking the shadow judging
- k) although not a compulsory requirement, the following questions will be asked:
 - experience as a competition rider including highest level ridden
 - details of coaches used by the applicant

- experience as an instructor
- number of times assisted an accredited judge as a writer (an essential item)
- EA approved Judges' seminars/workshops/symposium attended with details of dates and presenter(s)
- any other relevant information

Once the G-level ORBT has been submitted to the SDA and assessed as being satisfactory, along with the required shadow judging, the applicant is accredited at G level.

12.8 General conditions to maintain accreditation

To remain an EA -accredited judge, judges must carry out these requirements:

- be a member of EA (see General Regulations re membership levels)
- complete an Open Rule Book Test (ORBT) every 3 years with a mark of at least 90%

12.8.1 Compulsory conditions to maintain accreditation

These requirements are compulsory and are to be achieved over a period of 3 years:

- attend a seminar at least every 3 years at their level as per rule 12.18 (**NOTE:** F-level judges may attend a G-level seminar and G-level judges may attend an F/E level seminar to maintain their accreditation)
- if also accredited as a Young Horse or Para-Equestrian judge, judges must attend the relevant seminar at least every 3 years
- attend at least 2 workshops in the accreditation period (i.e. attend a seminar or a workshop every year as detailed in rule 12.18 and 12.19)
- judge 6 Official Competitive competitions at their judging level i.e. F at Novice, E at Elementary, D at Medium, C – at Advanced, B at PSG or Inter I, A at Inter A to GP
- judge 6 other competitions at any level up to their highest level (these can be Official Competitive, Official Participation, Restricted Participation, Young Rider, Pony, AHRC, Eventing or Inter Schools (providing the Officials judges table is used)
- judges must have access to the official calendar of dressage events in their state and a list of event secretaries whom they may contact for appointments to judge. This information may be obtained from the EA website calendar or the EA branch office
- judges who do not meet the reaccreditation requirements will have their accreditation extended to the end of the current year to enable requirements to be met
- judges who, after a period of extension, still do not meet the requirements will be downgraded at least 1 level
- Young Horse judges are required to judge at least 1 YH competition in the 3 year re-accreditation cycle

Judges must have access to the official calendar of dressage events in their state and a list of event secretaries whom they may contact for appointments to judge. This information may be obtained from the EA website calendar or the EA branch office.

12.9 Requirements for judges to remain accredited

- please note that the re-accreditation period covers 3 full years e.g. 1/1/18 to 31/12/20
- the reaccreditation process will take place in February/March 2021
- judges who have not met the compulsory requirements may have their accreditation extended for a period of time in order to meet the requirements

Below is a summary table of the requirements to remain accredited. Note that EA membership is to be current at all times .

Current level	G	F	E	D	C	B	A
Compulsory every 3 years							
Judges Reaccreditation form to be completed at 1st April every third year with proof of completed and marked ORBT at 90% or higher.	✓	✓	✓	✓	✓	✓	✓
Must attend and participate in at least one EA-approved judges seminar at your level at least every 3 years (F level may use a G-level seminar for this purpose and G level can use an F/E seminar for this purpose).	✓	✓	✓	✓	✓	✓	✓
Compulsory in each non seminar year							
Must attend and participate in at least two Workshops – one per year in the non-seminar years Any approved judges' seminar at any level may be attended and utilised as a workshop for this purpose Judges in regional areas may, on one occasion during the reaccreditation period, substitute one workshop with assessed sit in/s totalling a minimum of 1.5 hours on Official competition/s at their level e.g. D level – sit-in on Medium level competition, with a Judge Educator or a Mentor of at least B level. Assessed Sit-In form to be completed and forwarded to the State JSC. State JSCs to define judges considered 'regional' Note: attending another seminar at any level can be counted as a workshop for reaccreditation purposes.	✓	✓	✓	✓	✓	✓	
Compulsory every 3 years: Young Horse judges only							
Attend a Young Horse seminar	YH judges only						
Pass the YH section of the ORBT with at least 90%	YH judges only						
Compulsory every 3 years: Para-Equestrian judges only							
Attend a Para-Equestrian seminar	X	X	P-E judges only				
Pass the PE section of the ORBT with at least 90%							
Completed over the 3-year-period	G	F	E	D	C	B	A
Minimum Judging Requirements (excluding Freestyles): Judge 6 <u>competitions</u> at your accredited level: <ul style="list-style-type: none"> F at Novice E at Elementary D at Medium C at Advanced B at PSG or Inter I A at Inter A to GP (may substitute a SJ at GP or Inter II) Young Horse - judge at least 1 YH <u>competition</u> PLUS judge 6 other competitions up to and including your level (refer to rule 12.8.1e)	X	✓	✓	✓	✓	✓	✓
Completed over the 3-year-period	G	F	E	D	C	B	A
Minimum judging requirements: Judge 6 competitions – Official Preliminary, or Participation/Restricted Club events at Prelim/Novice level. Can also include Eventing Dressage	✓	X	X	X	X	X	X

12.10 Upgrading judges

- a) all members seeking to upgrade must apply to do so in writing through their respective SDA
- b) applications will be invited by the SDA/SJC on an annual basis in January each year
- c) candidates must be up to date with having attended the compulsory seminar at their current level before sitting the practical exam
- d) upgrading judges are not permitted to sit-in or shadow judge with their examining judge prior to the practical exam once the examining judge has been appointed

12.11 Requirements for upgrading to the next level

ALL prerequisites **MUST** be completed and verified prior to sitting the practical exam
For judges wishing to upgrade to the next level, all prerequisites *must* be completed before the practical upgrading exam may be attempted. All prerequisites for the next level are not to be commenced until upgrading to the previous level is complete. When shadow judging, candidates for upgrading must be aware that in order to judge the total minimum number of horses required at each level, it may be necessary to judge more competitions than required.

On the next page is a summary table of all the prerequisites needed for a judge to upgrade to the next level.

Summary table of all the prerequisites needed for a judge to upgrade to the next level

Requirements	Upgrade to F	Upgrade to E	Upgrade to D	Upgrade to C	Upgrade to B	Upgrade to A
General						
Minimum age	18	20	20	20	20	20
Current EA member	✓	✓	✓	✓	✓	✓
Level of seminar to attend	Must include the level that the candidate is upgrading to					
Minimum level of JE Examiner	A	A	A	A	FEI	FEI
Attend a Freestyle Workshop	N/A	N/A	N/A	N/A	N/A	Yes
Must have judged at least 5 competitions at their current highest level and must be completed BEFORE commencing any pre regs	✓	✓	✓	✓	6	6
Riding Requirement						
Attained at least 55% overall score on at least 2 occasions judged by accredited judge/s. Can be higher level.	N/A	N/A	Novice	Elem	Medium	Medium
Shadow judging						
Level of competition to be judged	Novice	Elem	Med	Adv	PSG & Intl	Inter II & GP (c)
Min number of entire competitions to be judged	3	3	4	4	3 of each	3 of each
Min number of horses in each competition	10	10	6	6	6	3
Min number of horses to be judged overall (more is better)	30	30	24	24	36	18
Supervising JE/Mentor to be at least	D	D	C	B	A	FE
Shadow judging evaluation form to be completed each time	✓	✓	✓	✓	✓	✓
At least one Medium Tour or GP freestyle with an overall total of at least 8 horses	N/A	N/A	N/A	N/A	N/A	Yes
Sit-ins						
Must occur on at least 2 separate competitions with a different JE/Mentor (could be completed at the one event)	2	2	2	2	2	2
Supervising JE/Mentor to be at least	D	D	C	B	A	FEI
Sit-in evaluation form to be completed each time if it an assessed sit-in.	✓	✓	✓	✓	✓	✓
Writer						
Take opportunities to act as a writer or time/course watcher at a higher level.	✓	✓	✓	✓	✓	✓

NOTE:

- a) Judges **Fast Tracking to Elementary or Medium** – required to shadow judge 24 horses in total
- b) Judges upgrading to **Advanced and above** – one shadow judging may be replaced by an additional sit-in. However, if upgrading to **B or A** level then the substituted sit-in must apply to the lower level (e.g. PSG or Intermediate A or B or Inter II)
- c) **Intermediate II** level includes Intermediate A, Intermediate B and Intermediate II and U25 GP
- d) Judges upgrading to **B level** – one shadow judging at Intermediate I may be substituted with an additional PSG

12.12 Examination requirements

ALL prerequisites **MUST** be completed and verified prior to sitting the practical exam
Below is a summary of examination requirements.

REQUIREMENTS	Upgrade to F	Upgrade to E	Upgrade to D	Upgrade to C	Upgrade to B	Upgrade to A
Complete a Theory exam with a mark of at least 80%. To be completed prior to Practical exam. If that mark is not achieved the candidate is not able to sit the practical examination	✓	✓	✓	✓	✓	✓
Demonstrate ability to participate in discussion at judges workshops	✓	✓	✓	✓	✓	✓
Adhere to Code of Conduct for officials.	✓	✓	✓	✓	✓	✓
Judge an entire Official Competitive competition at the upgrading level	Nov	Elem	Medium	Adv	Inter I	GP
Minimum level of Judge Educator	A	A	A	A	FEI	FEI
Min horses to judge in practical exam	15	15*	15*	15*	15	15
The closeness of marks of each movement, the placings and spread of marks from highest to lowest and suitability of comments will be taken into account for results of practical judging by examining judge	✓	✓	✓	✓	✓	✓
Test sheets will be assessed in detail by examining judge	✓	✓	✓	✓	✓	✓
All of the above will be taken into consideration by examining judge to enable them to reach a final decision	✓	✓	✓	✓	✓	✓

***NOTE:** It is recognised at times it may not be possible to have the required minimum number of horses. In such cases it is suggested that the candidate also judge another Medium or Advanced as the case may be on the same day under exam conditions or try to get additional horses to ride HC

12.13 EA Young Horse and Para-Equestrian judges and accreditation

Requirements for accreditation of EA Young Horse and Para- Equestrian judges are as follows below:

12.13.1 Young Horse

- specific Young Horse seminars for Young Horse judges are to be conducted by a Young Horse Judge Educator
- Young Horse exams are to be conducted by a Young Horse Judge Examiner.
- Young Horse judges are required to attend a Young Horse seminar at least every 3 years to maintain their accreditation.
- Young Horse seminars and exams are to be conducted by the relevant SDA
- to become a Young Horse judge you must:
 - be at least D level. Note: D-level YH judges must judge YH competitions with a higher level judge
 - attend and participate in a Young Horse seminar
 - prior to sitting a Young Horse exam candidates are required to 'sit-in' (this may include writing for Young Horse competitions) at a YH event with at least 6 horses in each of the 4-, 5- and 6- year-old age group and 3 in the 7 year old age group. Minimum number of horses to be judged overall is 21. Young Horse sit-in assessment form to be completed on each occasion.

- complete a theory exam with a mark of at least 80% (this should be completed at the end of the seminar and practical judging)
- complete and be assessed as competent in a practical exam
- a Young Horse practical examination can only take place where 4-, 5- 6- and 7year-old competitions are offered and only on the first round– preferably at the premier Young Horse event in each state (e.g. State Young Horse Championships)
- in combination, at least 15 horses (minimum of 6 horses in the 4-year-old competition) must be judged over the 3 age groups in the practical exam

12.13.2 Para-Equestrian judges

- a) all judges judging PE must be accredited
- b) PE seminars are to be conducted by a National PE Judge Educator
- c) seminars are to be of one day duration
- d) for reaccreditation purposes the judge must be in attendance for the entire duration of the seminar **and** be an active participant
- e) participation certificates are to be issued to attendees
- f) for reaccreditation, judges are required to attend a specific PE seminar every 3 years
- g) to become a PE Judge you must:
 - be E level or above to judge National PE Para tests
 - be D level or above to judge FEI PE Para tests
 - attend and participate in a full day PE Seminar
 - demonstrate satisfactory skills in two assessments:
 - PE written theory test with a pass of at least 80%; and
 - one shadow judging which must at least cover Grades I, II, III
 - this shadow judging may take place at the PE seminar if sufficient horses or if not it may take place in conjunction with another PE event
- h) a PE accreditation seminar is to be held at least every 3 years

12.14 Fast-track for FEI-level riders and/or Level 2 or 3 coaches to become judges

Expression of interest from applicants who are either FEI riders and/or Level 2/ 3 General or Dressage coaches and meet the criteria below should be lodged with the state JSC for approval. The application form can be downloaded from the EA website and sent to the relevant SDA.

12.14.1 To enter the fast-track scheme applicants must be:

- a) FEI riders who have obtained an overall average total of 62% or better on 3 occasions in Official Prix St Georges or Intermediate I. Performances that have been gained in the past 8 years are eligible to enter the scheme at Elementary level. Consideration may be given by the candidate's state JSC for entry at Medium level
- b) FEI riders who have obtained an overall average total of 60% or better on 3 occasions in Official Intermediate A or Intermediate B or Intermediate II or Official Grand Prix. Performances that have been gained in the past 8 years are eligible to enter the scheme at Elementary or Medium level (it is the candidate's choice)
- c) EA Level 2 General or Level 2 Specialist Dressage or Level 3 Specialist Dressage coaches, with current accreditation, are eligible to enter at Elementary level. Consideration may be given by the candidate's state JSC for entry at Medium level
- d) EA Level 3 General or Specialist Dressage coaches (eligible to enter at Elementary or Medium level)

12.14.2 All candidates are required to attend the relevant required seminar and complete and pass their current General ORBT before commencing their shadow judging. Once completed candidates will be accredited at G level and placed on the judges' list. Candidates can then continue completing the remaining pre-requisites at their intended level.

12.14.3 To enter at E (Elementary) level applicants must:

- a) be a current EA member
- b) complete the current General ORBT and relevant level specific questions with a pass of at least 90% (this must be completed and passed prior to undertaking any shadow judging)
- c) attend a seminar that includes E level
- d) pass the Elementary theory exam with at least 80%
- e) once accredited at G level, candidates must judge at least one competition at Preliminary Level and at least one competition at Novice level (may be Competitive, Participant, Eventing, Pony Club or equivalent)
- f) shadow judge at least 2 entire Elementary competitions where the total number of horses judged overall is 24 or more. In order to judge the total minimum number of horses required it may be necessary to judge more competitions
- g) sit in on at least 2 occasions at Elementary level
- h) the supervising judge for all shadow judging and sit-ins to be a Judge Educator or A or B level Mentor
- i) be assessed as competent at the Elementary practical exam

12.14.4 To enter at D (Medium) level applicants must:

- a) be a current EA member
- b) complete the current General ORBT and relevant level specific questions with a pass of at least 90% (this must be completed and passed prior to undertaking any shadow judging)
- c) attend a seminar that includes D level
- d) pass the Medium theory exam with at least 80%
- e) once accredited at G Level, candidates must judge at least one competition at Preliminary level and at least one competition at Novice level (may be Competitive, Participant, Eventing, Pony Club or equivalent)
- f) shadow judge at least 2 entire Medium competitions where the total number of horses judged overall is 24 or more. In order to judge the total minimum number of horses required it may be necessary to judge more competitions
- g) sit in on at least 2 occasions at Medium level
- h) the supervising judge for all shadow judging and sit-ins to be a Judge Educator or A or B Level Mentor
- i) be assessed as competent at the Medium practical exam

12.15 Judge Educators

Judge Educators are responsible for the conduct and organisation of EA- approved accreditation and reaccreditation seminars, workshops and judge examinations.

Level of Judge Educator	Seminar level	Examination level
National A	Up to and including C level	Up to and including C level
FEI3* & above	All levels	All levels

12.15.1 Training of Judge Educators

The EADJC, on recommendation from the SDA who will provide a copy of all assessments to the EADJC, will be responsible for appointing Judge Educators. Judge Educators will be reviewed, in consultation with the relevant SDA, every 3 years.

It is expected that Judge Educators remain active and up to date with current education and assessment procedures as well as with technical dressage judging matters.

To become a Judge Educator, judges must:

- a) be an accredited A-Level judge of at least 3 continuous years active participation in the sport immediately prior to commencing training
- b) be a current Mentor who has attended the required Mentor course (refer to rule 12.17.2)
- c) on at least 2 occasions co-present at one G or E-F and one D–C seminar and demonstrate their presentation and communication skills with favourable reports from the senior presenter – assessment form to be completed by the presenter on each occasion
- d) as a minimum, Judge Educators are required to conduct at least 2 workshops or seminars, approved by the JSC, every 3 years to maintain accreditation

12.15.2 Training of Young Horse Judge Educators

The EADJC, on recommendation from the SDA who will provide a copy of all assessments to the EADJC, will be responsible for appointing Young Horse Judge Educators. Young Horse Judge Educators will be reviewed, in consultation with the relevant SDA, every 3 years.

It is expected that Young Horse Judge Educators remain active and up to date with current education and assessment procedures as well as with technical young dressage horse judging matters.

To become a Young Horse Judge Educator, judges must:

- a) must be an accredited Judge Educator for dressage
- b) be an accredited Young Horse judge for at least 3 continuous years
- c) must be an active Young Horse judge
- d) on at least 2 occasions co-present at a Young Horse seminar where the presenter is a YH Judge Examiner– assessment form to be completed by the presenter on each occasion.
- e) as a minimum YH Judge Educators are required to be actively involved as a YHJE in at least one YH seminar during the three year re-accreditation period

12.16 Payment to Judge Educators and/or Mentors

The following fees are payable to by the SDA to Judge Educators:

- a) a minimum \$300 for 1 day; or if longer than 2 days then the fee to be negotiated for the conduct of judges' seminar
- b) a minimum \$30 per candidate for the marking of all levels of theory papers F to A incl Young Horse
- c) a minimum \$75 per candidate undertaking a practical exam where the OC provides all results on a spreadsheet. If the OC is unable to provide this assistance, there will be a cost involved to cover the additional work done by the JE at \$50 **per hour** per candidate – maximum \$150 per candidate
- d) minimum \$50 per candidate for the assessing of Young Horse practical exam
- e) in addition to the above, where the Judge Educator is driving to the fixture they may claim mileage at 68c per km for the round trip to a maximum of \$300
- f) \$30 per candidate for each shadow judging session
- g) when a rider, who is also an accredited judge, has entered to compete at an event and subsequently is asked to judge at the same event, the usual practice shall be that the rider/judge is paid the judging honorarium only, but not the travel money

- h) **judge protocol session** - the current hourly rate for judging or a maximum of \$300 per day or an amount determined by prior arrangement is recommended

12.17 Shadow judging and assessed sit-ins (Please also refer to Annex I for details)

- a) shadow judging and assessed sit-ins are formal educational processes. They are compulsory and assessable prerequisites in preparation for upgrading to the next level
- b) all shadow judging and sit in requirements must be completed and verified prior to sitting the practical exam
- c) at the completion of each shadow judging or assessed sit-in session, the appropriate EA shadow judging or sit-in evaluation form must be completed by the supervising judge with suitable notations
- d) these forms are found on the EA website and must be retained by the candidate judge when completed. They must be produced at each shadow judging or assessed sit-in session, so the supervising judge can assess the ongoing training

The following applies to shadow judging and sit-ins:

- e) shadow judging and sit-ins may be done at the same event. If the same Judge Educator/Mentor is used the shadow judging must be done before the assessed sit-in. However, if different Judge Educators/Mentors are used then there is no restriction on what is done first
- f) in principle, the requirements for sit-ins could be met at a single event providing two different Judge Educators/Mentors are used
- g) rule 12.9 details the number of competitions required for shadow judging and the requirement for assessed sit-ins
- h) for privacy of competitors, shadow judging test sheets are to be destroyed once they have been discussed by the candidate and supervising judge
- i) it is the responsibility of the Judge Educator/Mentor to give honest assessment of the candidate's progress in preparation for the practical examination
- j) shadow judging must be with 2 different judge educators/mentors
- k) details of shadow judging payment to Judge Educators and Mentors can be found in rule 12.12

12.17.1 Who can supervise shadow judging and assessed sit-ins

(See Annex I for details)

12.17.2 Appointment of Mentors

- a) the EADJC, on recommendation from the SDA, will be responsible for appointing Mentors
- b) all judges being recommended for appointment by the EADJC as a Mentor must have attended an approved Mentors Course prior to being recommended. **NOTE:** Completion of Skill Specific Trainer or Assessor (SSTA) or Coach Educator (CE) qualification as a coach meets this criterion, along with any judge who has a teaching qualification or has a current Certificate IV in Workplace Training and Assessment
- c) mentors will be reviewed, in consultation with the relevant SDA, every 3 years
- d) the EADJC provides (through the SDAs and EA National office) appropriate education on how to interact and impart their knowledge to candidates and others
- e) SDAs may invite suitably-qualified A-, B-, C- or D-level judges or suitably-experienced retired judges to be Mentors
- f) the names of the candidates should be sent to the EADJC for final approval before being placed on the official list
- g) if the candidate is a retired judge then they must keep themselves refreshed through attending dressage educational activities and attend a seminar at their previous judging level, as well as completing the ORBT with at least 90% every 3 years at re-accreditation time

12.17.3 Ways for a candidate to shadow judge

(See Annex I – Dressage Shadow Judging – Procedures to Candidates and Clubs)

- a) candidates must obtain approval from the Judge Educator/Mentor judge prior to the competition
- b) a candidate can judge a Competitive, Participation, Restricted or Eventing competition in an unofficial capacity. Pony club competitions can also be used provided current EA Dressage tests are used
- c) the supervising judge for all shadow judging must be an appointed JE/Mentor of the required level as per rule 12.17.1
- d) all shadow judging for upgrading assessment must be carried out in conjunction with a competition (e.g. shadow judging by video is not permitted)
- e) the candidates must retain their judging sheets and calculate their scores
- f) in conjunction with the supervising competition judge, a candidate must have a number of the test sheets discussed and compared
- g) the supervising competition judge needs to make arrangements with the OC/scorers for a suitable number of the actual competition test sheets to be available from the competition the candidate has shadow judged. Such sheets (or preferably copies) must have had the scoring finalised
- h) time *must* be set aside for useful discussion between the supervising competition judge
- i) and the candidate doing the shadow judging. Both judging and discussion *must* occur to be valid and of educational benefit
- j) the supervising competition judge is to complete the EA shadow judging evaluation form which will be provided by the candidate
- k) the evaluation form is to be kept by the candidate to be submitted to the Examining Authority prior to sitting the practical examination
- l) shadow judging can also be undertaken at Eventing Dressage provided the required Judge Educator/Mentor as per Annex I is the supervising judge:
 - 1* and 2* Eventing Dressage Tests can be used for Novice shadow judging
 - 3* Eventing Dressage Test can be used for Elementary shadow judging
 - 4* Eventing Dressage can be used for Medium shadow judging

12.17.4 Ways for a candidate to do assessed sit-ins

Sitting-in (either assessed or not assessed) is a learning process and whilst there is now a compulsory element for an assessed sit-in for upgrading, all judges are encouraged to use sitting-in as a continuing learning exercise.

- a) candidates must obtain approval from the Judge Educator/Mentor judge prior to the competition
- b) a single candidate should sit-in with an appointed Judge Educator/Mentor judge for the entire competition where possible
- c) the candidate is to be asked questions about riding/judging principles in the break or when time allows. Corrections should be given immediately by the Judge Educator/Mentor if needed
- d) after the competition there should be a chance for a short discussion about the outcomes of the sit-in, emphasising the strong and weak points and giving further recommendations
- e) if the candidate has indicated that the sit-in is to be assessed the Judge Educator/Mentor is to complete the EA sit-in evaluation form which will be kept by the candidate to submit to the Examining Authority prior to sitting the practical examination
- f) an assessed sit-in may be substituted for one shadow judging for D-, C-, B- or A-levels only. If upgrading to B- or A-level then only the lower level may be dropped (e.g. PSG for B level or Inter A, B or II, for A level)
- g) freestyle competitions are not permitted to be used for an assessed sit-in

12.18 Judges seminars

These seminars provide an opportunity for discussion between judges and candidate judges to find the standard. An approved EA judges' seminar may only be conducted by EA Judge Educators or FEI Judge Educators who are conversant with conducting Judge Education seminars. Visiting FEI Judge Educators must be endorsed by the Chair of the EADC or the EADJC.

It is recommended that at least one seminar at each level should be held annually in each state.

The level of seminars include:

- G, or G/F Level – stand-alone G is preferred
- F, E, D or C can be held as standalone
- F/E, E/D, D/C can be held as 2 consecutive
- F/E/D or E/D/C – 3 consecutive levels – Regional areas only - EADJC approval is required
- B/A or C/B/A - no need to seek EADJC approval

Additionally:

- a) ideally a seminar is to cover no more than two national levels
- b) seminars covering 3 levels – F/E/D – will only be considered in regional areas. The approval of the EADJC is required on recommendation from the SDA. Current G-level judges can attend to maintain their accreditation. An F/E/D seminar is **not** to be used for trainee judges upgrading to G. G candidate judges must attend a G or G/F seminar to become accredited
- c) a seminar must be of at least one day duration
- d) for upgrading or reaccreditation purposes the judge must be in attendance for the entire duration of the seminar **and** be an active participant
- e) a seminar must include (but not limited to):
 - basic principles to be adhered to when judging, including eventing
 - the role of EA– Generic Unit 1
 - communication & conflict resolution - Generic unit 2
 - safety & risk management – Generic unit 3
 - ethical issues – Generic unit 4
 - horse welfare – Generic unit 5
 - rules and protocol, including eventing
 - discussion of paces
 - explaining the collective marks
 - practical judging practice, which usually involves individual movements and may also involve whole tests with suitable horses
 - any updates relevant to the level of seminar
- f) videos may be used only as an **additional** aspect of teaching or for assessment

12.19 National or State Judges Symposium

State or National Dressage Symposia provide a level of practical teaching and may include judges of all levels, trainers and riders. This can be used as a workshop for reaccreditation purposes.

12.20 Judges workshops

- a) workshops are to be conducted by a Judge Educator, A or B level Mentor or other person approved by the EADJC on recommendation from the SDA
- b) workshops may be held on varying subjects and may be of less than one day in duration (e.g. 2–3 hours or more). Subjects are limitless and may include:
 - types of competitions such as freestyles, young horse or pony dressage
 - rules and procedures
 - sport science
 - judge/trainer/rider interaction at all levels
 - generic Units 1 to 5
- c) where the workshop is in relation to Para Equestrian the Judge Educator conducting the workshop must also be a PE judge
- d) where the workshop is in relation to Young horses the Judge Educator conducting the workshop must also be a YH Judge Educator

12.21 Exemptions from any prerequisites

Dispensation from any of the requirements of the EA must be submitted in writing to the SDA and forwarded for consideration to the EADJC.

12.22 Limitation of time

- a) for all levels all of the requirements for upgrading have a tenure of **24 months**. This includes shadow judging, sit-ins, seminar attendance, theory and practical examinations
- b) exceptional circumstances may be considered on application in writing to the SDA and forwarded for consideration to the EADJC

12.23 Examining Authority

Accreditation examinations are conducted by:

- a) the EADJC for A and B practical exams
- b) the SDA in each state for C to F practical exams.

These bodies in this context are hereafter referred to as the Examining Authority.

12.24 Upgrading criteria

Where a judge has started the upgrading process from one level to another and there is a change of rules that affects the process, the rule in place at the time when the candidate started the upgrading process will continue to apply.

The current upgrading criteria are detailed below.

- a) for seminar requirements refer to rule 12.18
- b) for shadow judging refer to rule 12.17.
- c) for sit-in assessments refer to rule 12.17
- d) for theory examination refer to rule 12.24.1
- e) for practical examination refer to rule 12.11
- f) for riding requirement for D level and above refer to rule 12.11
- g) any variation/exception to the riding requirement is to be referred to the EADJC by the SDA for consideration where each submission will be assessed on a case-by-case basis
- h) **judges upgrading between F and C** – candidates are required to judge 5 Official EA competitions, at their current level – this does not include Eventing Dressage. The minimum number of horses to be judged overall is 24 horses. This judging must be completed BEFORE commencing any of the pre-requisites to upgrade

- i) **judges upgrading to B** – candidates are required to judge for a minimum of 1 year at C level, judge 6 Official EA competitions, at their highest level (i.e. Advanced) - this does not include Eventing Dressage. The minimum number of horses to be judged overall is 18 horses. This judging must be completed BEFORE commencing any of the pre-requisites to upgrade
- j) **judges upgrading to A** – candidates are required to judge for a minimum of 1 year at B level, judge 6 Official EA competitions, at their highest level (i.e. Inter I). The minimum number of horses to be judged overall is 18 horses. This judging must be completed BEFORE commencing any of the pre-requisites to upgrade
- k) **EADJC** may invite suitably experienced retired FEI judges to be an examining judge for A and B exams providing they are a current A level judge and a Judge Educator
- l) judges upgrading to A are required to also undertake the following:
 - attend a Freestyle workshop; and
 - shadow judge at least one Medium Tour or GP freestyle with an overall total of at least 8 horses

12.24.1 Theory examination (excluding G level)

- a) the theory examination, which is a closed rule book examination, is held at a time and place as determined by the SDA
- b) in principal the theory examination should be completed at least 2 months prior to sitting the practical examination
- c) if a candidate fails the theory exam a second attempt can be done at a time negotiated with the SDA, providing a new theory paper has been released
- d) the exam papers are set by the EADJC and are available to the SDA from the EA National Office. These exam papers are reviewed annually by the EADJC
- e) the delegated Judge Educator must mark the theory papers and return them to the Examining Authority within 14 days of receipt of the paper
- f) the SDA is responsible for advising the candidate of the results of the theory examination, including forwarding the assessment sheet only, within 7 days after receiving the marked paper
- g) the marked theory paper is not to be returned to the candidate. The candidate, under supervision, may look at the marked theory paper but cannot take the original or a copy. This should take approximately 30 minutes

12.24.2 Shadow judging

All shadow judging requirements *must* be completed prior to sitting the practical examination.

12.24.3 Practical judging examination

- a) ALL pre-requisites MUST be completed and verified prior to sitting the practical exam
- b) practical examinations using videos is not permitted
- c) practical examinations are only conducted by current Judge Educators
- d) the Examining Authority for A- and B-level practical exams is the EADJC
- e) the Examining Authority for C-, D-, E- and F-level practical exams is the SDA
- f) A and B level exams will be conducted annually, in principle, at the Australian Dressage Championships and at another suitable event (subject to the number and quality of horses), with the venue to be advised to candidates at least 6 months prior to the practical exam
- g) it is recommended that all C-level exams are conducted at the relevant state championships
- h) writers for exam candidates should not be a judge. However, if the writer is a judge then they must be at least 2 levels lower than the exam (e.g. C exam writer no higher than an E-level judge)
- i) the practical judging examination is to be held in conjunction with an official competition
- j) the test to be used must be the highest graded test in each level and must consist of an entire competition so that not only the standard of each horse is assessed but also the candidate's ability to rank horses in an entire competition is assessed (Refer to rule 12.13 for the minimum number of horses to be judged at each level)

- k) the examining Judge Educator is to debrief candidates at the conclusion of practical judging
- l) practical judging sheets are to be assessed in line with the Guidelines for Judge Educators for the Assessment of Practical Examinations, determined by the EADJC and the final recommendation and results are to be returned to the Examining Authority within 14 days
- m) the examining Judge Educator has the sole responsibility for assessing candidates as competent or not yet competent
- n) the Examining Judge is encouraged to discuss with other Judge Educators any section of the examination that needs a second opinion, especially if a candidate is deemed 'not yet competent'
- o) all candidates are to be advised of the outcome of their exam by the Examining Authority within the timeframe previously mentioned

Level of Judge Educator required to assess upgrading exams

Level of Judge Educator	Examination level
National A	Up to and including C-level
FEI3* & above	All levels

12.24.4 Examination failures

- a) if a candidate is not yet competent in the theory examination, a second attempt can be done at a time negotiated with the SDA, providing a new theory paper has been released
- b) if a candidate is not yet competent in the practical examination, a second attempt can be done. The Examining Authority will contact the candidate to arrange a suitable time for this to occur
- c) where an A or B candidate has been assessed as 'not yet competent' the re-sit practical exam is to be undertaken at a different event with a different Examining Judge
- d) if a candidate is assessed as competent in the theory examination and is 'not yet competent' in the practical judging, they are not required to re-sit the theory paper provided that the practical exam is re-sat and successfully completed within a 2-year period. However, if a new rulebook is issued during this period the candidate will be required to complete an Open Rule Book Test and obtain a mark of at least 90%
- e) Supplementary Theory Exam Process
 - candidates who achieve **less than 75%** in the theory paper will have their paper reviewed by a second examiner. If the mark is still deemed less than 75%, they will be required to wait until a new paper is available as per the rule book i.e. January of the following year
 - supplementary exam questions will only be offered (by the State JSC) to those candidates who are considered not yet competent but who gain **at least 75% but less than 80%** in the theory paper.
 - the candidate must sit the supplementary paper within two months of the paper being referred to the State JSC
 - the questions in the supplementary exam paper will be based on the weaknesses identified in the original theory paper
 - candidates who are eligible to undertake supplementary exam questions will be required to pass these questions with **at least 85%**
 - should the candidate fail to achieve 85% they will be required to wait until a new theory paper has been developed i.e. January of the following year
 - the current theory exam payment is to be paid
- f) if an examiner is of the opinion that, in order to upgrade, a candidate needs further education through mentoring and/or shadow judging, the candidate will remain at their current level until such time as the further education is satisfactorily completed
- g) candidates who are assessed as 'not yet competent' in a practical examination on 2 occasions will be required to:
 - complete a further minimum of 1 year of judging at their current level
 - must attend an official EA Judges seminar at their upgrading level
 - must complete the following at the upgrading level:
 - all levels - 1 shadow judging with a JE

- F to C - 2 sit-ins with a JE or A or B Mentor
 - B & A - 2 sit-ins with a JE
 - assessment forms to be completed on each occasion with positive assessments (negative assessments will not be accepted)
- h) candidates who have failed their practical examination on 3 occasions (under 3 different examiners and, if practicable, one of which is an interstate examiner for F to C practical exams) will not be eligible to apply for any further upgrades

12.25 Lapsed accreditation and leave of absence

The requirements detailed below will be necessary in order for an EA judge to be reaccredited. If LOA is taken at re-accreditation time (or from 1 January in the re-accreditation year) the judge must still complete the re-accreditation process including completing the ORBT before they can be reinstated following a LOA.

- a) all candidates returning to the list must:
- must be a current financial EA member in the appropriate category
- b) once judges returning to the judges list pursuant to rule 12.25.2, 12.25.3, 12.25.4, have passed their ORBT and attended the required seminar at their returning level, to be placed on the judge's list at G level whilst they are completing the other requirements

12.25.1 Lapsed for up to 1 year

Judges who have asked for leave of absence or exemption for up to 1 year:

- a) upon written application must fulfil all requirements as per rule 12.8 so they can be reaccredited without the need for any further examination
- b) if previously Young Horse- or PE-accredited must have attended the relevant seminar within the past 3 years
- c) must have sought leave of absence in writing for a maximum of 1 year
- d) must have attended a seminar at their level within the last 12 months
- e) must have completed an Open Rule Book Test as part of the previous re-accreditation process with a mark of 90% or more
- f) if Young Horse or Para-Equestrian-accredited, must also complete the relevant ORBT with a mark of 90% or more

12.25.2 Lapsed for more than 1 year and less than 3 years

Judges whose accreditation has lapsed for more than 1 year but less than 3 years must:

- a) participate in an official EA Seminar at their past accredited level
- b) if previously Young Horse- or Para-Equestrian-accredited must have attended the relevant seminar within the past 3 years
- c) sit-in on at least one occasion at their previous highest level with a Judge Educator or A level mentor
- d) shadow judge at their previous highest accredited level the following minimum number of horses for assessment by a Judge Educator:
 - Novice 20
 - Elementary 15
 - Medium 10
 - Advanced 10
 - Intermediate I-6
 - Grand Prix-6
- e) seek approval from the EADJC for any deviation from the above
- f) complete an Open Rule Book Test with a mark of at least 90%
- g) upon written application and fulfilling all requirements, will be reaccredited without the need for any further examination
- h) also complete the relevant ORBT with a mark of 90% or more if Young Horse or Para-Equestrian-accredited
- i) G level judges must recommence their training from the beginning

12.25.3 Lapsed for 3 to 5 years

Judges whose accreditation has lapsed for more than 3 years must complete the requirements of rule 12.25.2 and will be required to re-sit and be assessed as competent in both theory and practical examinations at their existing level before being reaccredited. The same conditions apply regarding the practical exam as for upgrading in relation to the minimum number of horses to be judges – refer to rule 12.13. The following also applies:

- a) all prerequisites *must* be completed prior to sitting the practical exam
- b) returning A- and B-level judges must sit their practical exam at either the Australian Dressage Championships or the Dressage Festival and such arrangements are to be made through the EADJC
- c) G level judges must recommence their training from the beginning

12.25.4 Lapsed for more than 5 years and less than 8 years

Must comply with 12.25.3 and the following:

- a) Judges who were previously:
 - A - can re-enter at any level up to and including C level
 - B - can re-enter at any level up to and including D level
 - C - can re-enter at any level up to and including E level
 - D - can re-enter at any level up to and including F level
 - E, F and G required to re-enter at G level

12.25.5 Lapsed for more than 8 years

Judges whose accreditation has lapsed for more than 8 years must re-enter the system at F level. However, cases submitted to the EADJC, in writing, by the SDA for any variation to the following will be assessed on a case-by-case basis.

Those returning at F level (Novice) must complete the following:

- a) participate in an official EA Seminar at F level
- b) sit-in on at least one occasion at Novice level
- c) shadow judge at least one entire Novice competition with at least 20 horses
- d) the supervising judge is to be a Judge Educator
- e) complete an Open Rule Book Test with a mark of at least 90%
- f) complete the Novice theory exam with a pass of at least 80%
- g) complete the Novice practical exam judging a minimum of 15 horses
- h) examining judge must be a Judge Educator
- i) all prerequisites must be completed prior to sitting the practical exam
- j) G-level judges must recommence their training from the beginning

12.26 Interstate transfer

Judges transferring from one state to another are required to notify their existing and new SDA.

12.27 Foreign judges accredited under another national scheme

Applications will be forwarded to the EADJC by the EA National Office for consideration. Foreign Judges, accredited under another national scheme who wish to become accredited under EA in Australia, are required to:

- a) give written proof from their NF or the FEI that they are an accredited judge and of their current standing
- b) attend a seminar at their level or deemed level
- c) complete the Open Rule Book Test, including the relevant level specific questions, with a mark of 90% or more

- d) complete shadow judging as determined by the EADJC
- e) demonstrate they have a command of English adequate to communicate with riders and officials

12.28 Complaints against EA judges for judging standards

In regards to complaints received against judges:

- a) complaints to be considered by the SDA are to be forwarded, in writing, in confidence to the SDA within 14 days of the event
- b) the SDA must respond to every written complaint and keep accurate and complete confidential files on these matters
- c) if the SDA considers that the number or type of complaint/s against a judge warrants further consideration then they can request the judge:
 - to provide a response in writing to the details of the complaint(s)
 - if necessary, to attend a meeting with a panel of judge educators
 - to attend a further seminar
 - to participate in a mentor program with an experienced judge educator
 - to sit further assessment examinations
- d) if warranted, the judge may be suspended for a period of time or downgraded one level, but only when the SDA has explored all other avenues. (See rule 12.29 Inappropriate behaviour by a judge)

12.29 Complaints against Judges for Inappropriate behaviour

Complaints against the Code of Conduct, as contained in the EA Member Protection Policy are to be referred by the SDA directly to the relevant EA state branch. (See rule 1.5) A state branch may refer the complaint to a state disciplinary tribunal as per EA disciplinary By-Laws.

Refer to EA Regulation 169.6.3 for the penalty in relation to incorrect behaviour towards event officials or any other party connected with the event (rider, owner, journalist, public etc.)

12.30 Education and accreditation of Stewards

The purpose of Stewarding is:

- to protect the welfare of the horse and ensure fair play
- to support the OC in the successful running of the event in line with the current Australian Dressage rules and regulations

The EA Stewarding training program is the national accreditation scheme and is a truly national program to further enhance the reputation and quality of EA events nationally and internationally.

The course covers the basic concepts of stewarding essential to the provision of minimum standards of horse and participant welfare and safety.

Before commencing EA Steward education you must:

- a) be at least 18 years of age
- b) be a current Member of Equestrian Australia of the correct category
- c) have a personal fitness level that will enable you to physically complete the practical requirements of the course and the duties required

To be accredited as an EA National Steward you are required to:

- d) attend an approved EA Steward Seminar of one day's duration
- e) competently complete an Open Rule Book Test related to the rules of your discipline with a pass of at least 90%
- f) complete a Risk Management/Communication assessment
- g) competently complete 3 Shadow/Assistant Stewarding Experiences

- h) the National Steward course is designed to include some face to face delivery and several units of self-paced study
 - i) shadow Stewarding must be completed under the supervision of a currently registered FEI Steward or appointed Mentor
 - j) on successful completion participants will be added to the Equestrian Australia Officials database
- Requirements for EA Dressage Stewards to remain accredited:
- k) stewards are required to update their accreditation every 3-year cycle (e.g. 2022, 2025)
 - l) re-accreditation will take place in March for each cycle
 - m) to remain accredited Stewards
 - i. must attend a National Stewards Refresher Seminar/Course within the 3 year cycle
 - ii. must have actively stewarded at dressage events a minimum of 3 times during the cycle
 - iii. submit Steward Official re-accreditation form to the EA National Office every 3 years
 - iv. remain a financial member of Equestrian Australia
 - v. adhere to the Official rules & guidelines of Equestrian Australia
 - vi. adhere to the EA Code of Conduct for Officials and the FEI Conduct for the Welfare of the horse.
 - vii. stewards who do not meet the reaccreditation requirements may request their accreditation be extended for a period of time to enable requirements to be met
 - viii. stewards who, after a period of extension, still do not meet the requirements will be removed from the EA National Stewards list

12.31 Potential applicants for FEI 3* or FEI PED 3* judge status

National judges wishing to upgrade to FEI 3* or FEI PED 3* must apply to the EADJC and follow the criteria below:

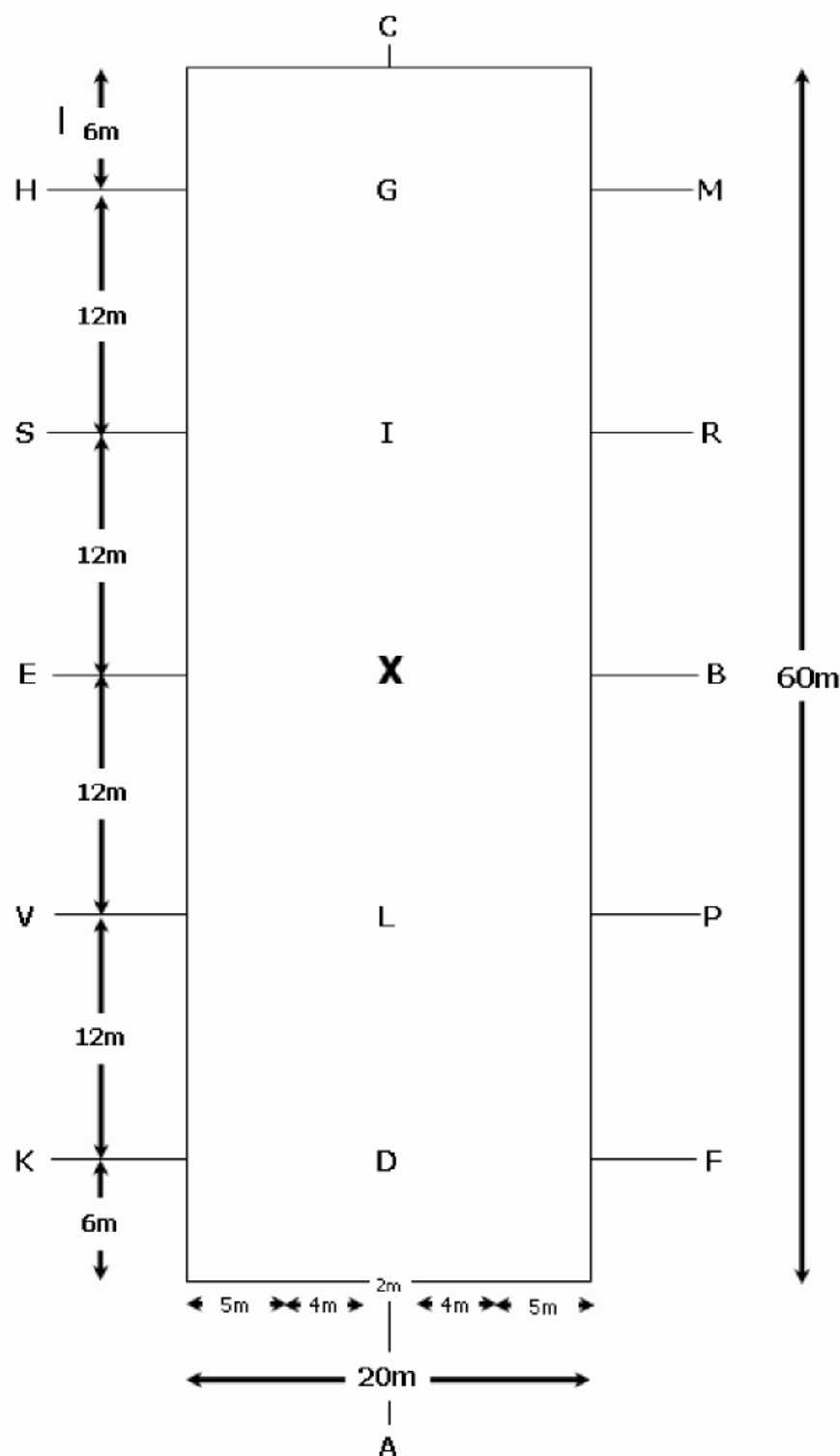
- a) the application must provide a detailed and significant history (several years) of evidence to the EADJC and EA National Office outlining their appropriate contribution to dressage or PE dressage
- b) the application must address the requirements as per the FEI Education System for Judges and the Education System for PE Judges
- c) details of the FEI Education System can be found on the FEI website:
 - **FEI 3*** - <http://www.fei.org/fei/your-role/officials/dressage/education-system> or
 - **FEI PED 3** - * <http://www.fei.org/fei/your-role/officials/dressage/ped-education-system>

ANNEXES

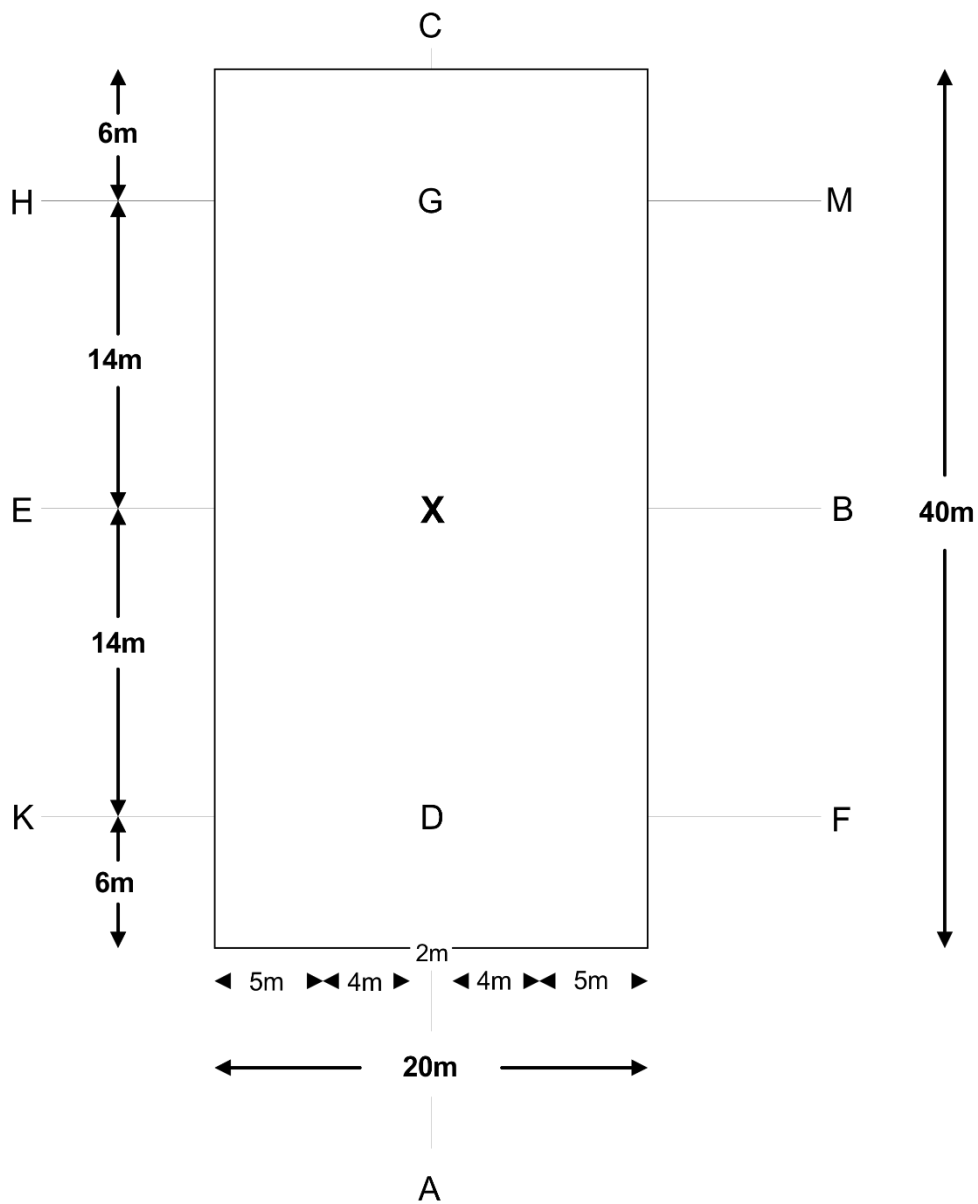
Annex A Dressage arenas and Diagrams of the geometry of riding movements

Below are diagrams of a 60 m x 20 m and 40 m x 20 m dressage arena showing the measurements between markers and marker position. Note entrance must be minimum of 2 metres and no greater than 4 metres.

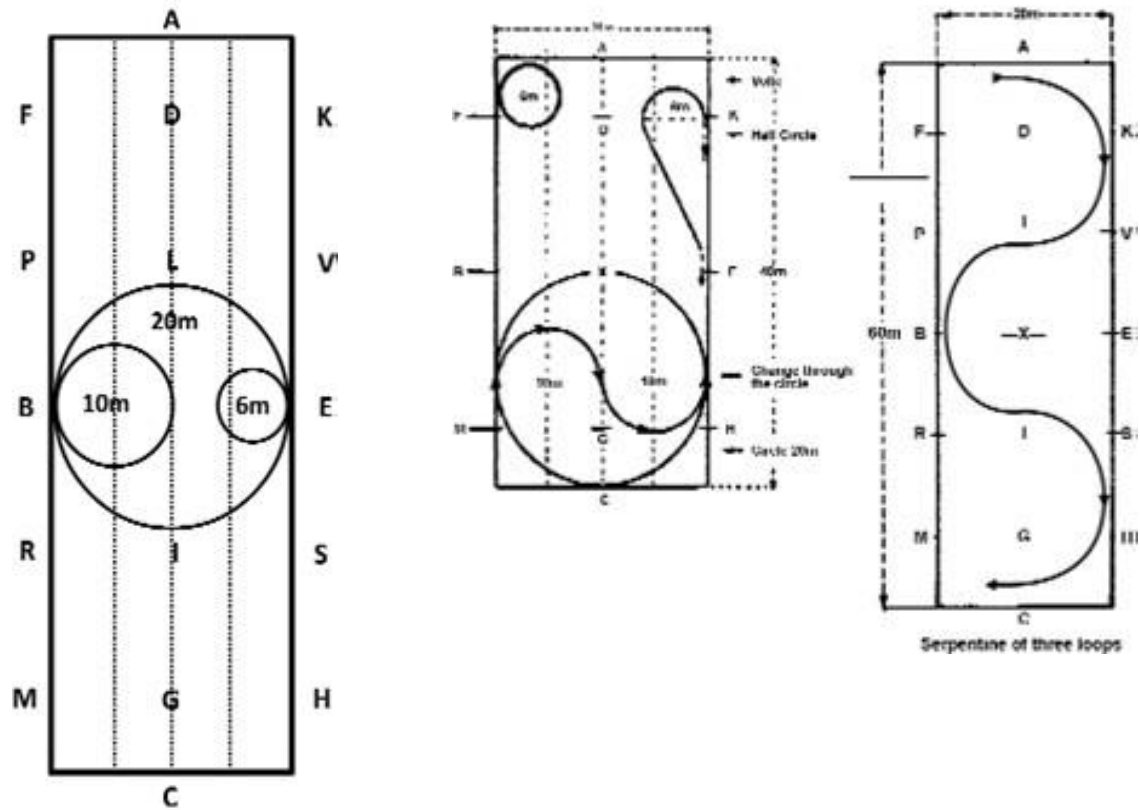
A 60 m x 20 m dressage arena

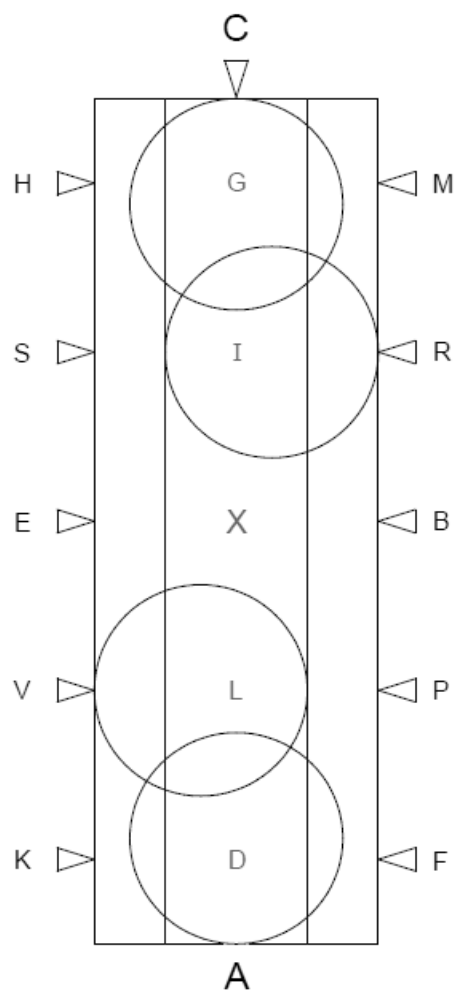


A 40 m x 20 m dressage arena

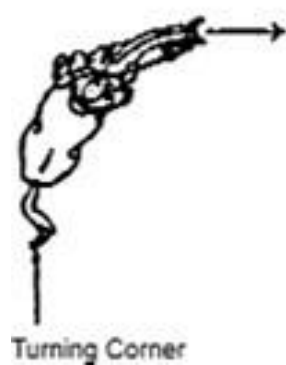


Geometry - the different size circles

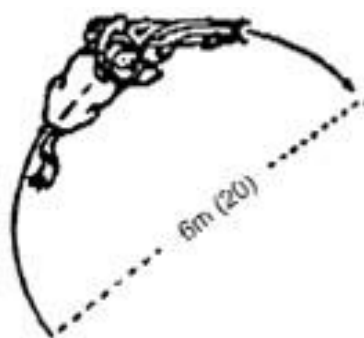




15 m circles



Turning Corner



Volte

Annex B FEI guidelines for pre- and post-competition training techniques

(position of the horse's head in stretching)

1. Background

The use of correctly executed stretching techniques, both before and after training and competition, is recognised as an important and long-established practice in almost every physical sport. In equestrian sport it is used for the on-going suppleness and health of the horse.

2. Permitted stretches

Stretching principally involves the lengthening of the horse's ligaments and muscles (soft tissue) and can be done at the halt (statically) or in motion (dynamically). Riders should aim to stretch all the relevant groups of muscles within the horse's body, especially the muscles involved in hind leg locomotion, but the part that will be most visual to both stewards and the public will most likely be the horse's neck.

Neck stretches may take several different forms. 'Long, deep and round' (see diagram 1), 'low, deep and round' (see diagram 2) and 'long and low' (see diagram 3) are just three commonly used examples but there are other variations involving both longitudinal and lateral flexion which result in different neck positions.

3. Extreme flexion

In assessing the position of the head carriage the steward will be mindful of each horse's natural conformation, especially in relation to native breeds or ponies, and will therefore use discretion in determining this.

Deliberate extreme flexions of the neck involving either high, low or lateral head carriages, should only be performed for very short periods. If performed for longer periods, the steward will intervene.

Movements which involve having the horse's head and neck carriage in a sustained or fixed position should only be performed for periods not exceeding approximately 10 minutes without change. Change may constitute a period of relaxation and lengthening or a movement which involves stretching the head and the neck of the horse.

Diagram 1
Long, deep and round




Diagram 2
Low, deep and round





Diagram 3
Long and low



It is the steward's responsibility to ensure that riders respect the above procedure and intervene if required.

4. Variation of stretches and neck positions

Stretches of the horse's neck may be specific and appropriate to each horse and equestrian discipline, but no single neck position should be maintained which may lead to tiredness or stress.

5. Method of achieving stretches

It is imperative that stretching should be executed by unforced and non-aggressive means. By 'unforced' it is meant that the rider is not permitted to use rough, or abrupt aids or apply constant unyielding pressure on the horse's mouth through a fixed arm and hand position. It is the responsibility of the steward to intervene if these requirements are not respected.

6. Action by the steward in the case of incorrect flexion of the head and neck

The steward will intervene should they observe:

- neck stretching achieved through forced, or aggressive riding
- the use of extreme flexion if it does not comply with the above
- a rider deliberately maintaining a sustained fixed head and neck carriage longer than approximately 10 minutes
- in cases when the horse is in a state of general stress and/or fatigue

The steward may also ask the rider to walk for a certain period in situations where the rider's stress may cause undesired riding.

7. Maximum duration of pre-competition warm-up and post-competition cool down periods

Only in exceptional circumstances and with the permission of the Chief Steward, may a training session exceed one hour. The training session must include a number of relaxation periods.

Riding the horse at the walk whether prior to, or following the training session, is not considered to be part of the one hour training session. There should be at least one-hour break between any training/warm-up periods.

Repetition movements carried out in the practice arena, following a rider's performance in the competition arena, may not exceed a period of 10 minutes.

8. Exercise / Training arena

All training sessions, including pre-competition warm-up, may only be performed in the official training arena while under the supervision of stewards. Use of a training arena outside the official training period, and/or in an unsupervised arena, may at the discretion of the Ground Jury lead to the rider's disqualification.

During competition preparation periods, and the duration of the competition itself, the Chief Steward must be present in the training arena, or be in a position to observe the training arena at events where numerous training arenas are in use.

If the Chief Steward is unable to be present himself, it is their responsibility to ensure that a steward with the required experience and knowledge is appointed to supervise the training arena.

Annex C Hot weather policy

C.1 Horses

Horses exercising and competing in hot environmental conditions can be affected by heat stress. When environmental heat conditions are adverse, exercising horses require appropriate cooling measures to safeguard their welfare. The primary responsibility for the welfare of horses competing and exercising during hot weather lies with the rider of the horse. Riders must always take action to prevent, manage and treat heat stress in their horses. Event organisers are responsible for providing adequate facilities and information that riders need to safeguard the welfare of horses. Access to ice and cooling water during competition is a compulsory requirement that arises under certain environmental conditions.

To assess the risk of heat stress in horses, the FEI uses the Wet Bulb Globe Temperature (WBGT) Index. WBGT information is published on the Bureau of Meteorology (BOM) website under their Thermal Comfort Observations webpages (see http://www.bom.gov.au/info/thermal_stress/.) WBGT information is published on the BOM website for each Australian state and territory with regional indices.

Wet Bulb Globe Temperature (WBGT) from Temperature and Relative Humidity																																																					
		Temperature (°C)																																																			
		20	21	22	23	24	25	26	27	28	29	30	31	32	33	34	35	36	37	38	39	40	41	42	43	44	45	46	47	48	49	50																					
Relative Humidity (%)	0	15	16	16	17	18	18	19	19	20	20	21	22	22	23	23	24	24	25	25	26	27	27	28	28	29	29	30	31	31	32	32	33	33	34	35	35	36	36	37	37	38	38	39	39	40	40	41	41	42	42		
	5	16	16	17	18	18	19	19	20	21	21	22	22	23	24	24	25	26	26	27	27	28	29	29	30	31	31	32	33	33	34	35	35	36	37	37	38	38	39	39	40	40	41	41	42	42	43	43	44	44	45	45	
	10	16	17	17	18	19	19	20	21	21	22	23	23	24	25	25	26	27	27	28	29	30	30	31	32	32	33	34	35	35	36	37	37	38	38	39	39	40	40	41	41	42	42	43	43	44	44	45	45	46	46		
	15	17	17	18	19	19	20	21	21	22	23	23	24	25	26	26	27	28	29	29	30	31	32	33	33	34	35	36	36	37	38	38	39	39	40	40	41	41	42	42	43	43	44	44	45	45	46	46	47	47			
	20	17	18	18	19	20	21	21	22	23	24	24	25	26	27	27	28	29	30	31	32	32	33	34	35	36	37	38	38	39	39	40	40	41	41	42	42	43	43	44	44	45	45	46	46	47	47	48	48				
	25	18	18	19	20	20	21	22	23	24	24	25	26	27	28	28	29	30	31	32	33	34	35	36	37	38	39	39	40	40	41	41	42	42	43	43	44	44	45	45	46	46	47	47	48	48	49	49	50	50			
	30	18	19	20	20	21	22	23	23	24	25	26	27	28	29	29	30	31	32	33	34	35	36	37	39	39	40	40	41	41	42	42	43	43	44	44	45	45	46	46	47	47	48	48	49	49	50	50	51	51			
	35	18	19	20	21	22	22	23	24	25	26	27	28	29	30	31	32	33	34	35	36	37	38	39	39	40	40	41	41	42	42	43	43	44	44	45	45	46	46	47	47	48	48	49	49	50	50	51	51	52	52		
	40	19	20	21	21	22	23	24	25	26	27	28	29	30	31	32	33	34	35	36	37	38	39	39	40	40	41	41	42	42	43	43	44	44	45	45	46	46	47	47	48	48	49	49	50	50	51	51	52	52	53	53	
	45	19	20	21	22	23	24	25	26	27	27	28	29	30	32	33	34	35	36	37	38	38	39	39	40	40	41	41	42	42	43	43	44	44	45	45	46	46	47	47	48	48	49	49	50	50	51	51	52	52	53	53	
	50	20	21	22	23	23	24	25	26	27	28	29	30	31	33	34	35	36	37	39	39	40	40	41	41	42	42	43	43	44	44	45	45	46	46	47	47	48	48	49	49	50	50	51	51	52	52	53	53	54	54		
55	20	21	22	23	24	25	26	27	28	29	30	31	32	34	35	36	37	38	38	39	39	40	40	41	41	42	42	43	43	44	44	45	45	46	46	47	47	48	48	49	49	50	50	51	51	52	52	53	53	54	54		
60	21	22	23	24	25	26	27	28	29	30	31	32	33	35	36	37	38	38	39	39	40	40	41	41	42	42	43	43	44	44	45	45	46	46	47	47	48	48	49	49	50	50	51	51	52	52	53	53	54	54	55	55	
65	21	22	23	24	25	26	27	28	29	31	32	33	34	36	37	38	38	39	39	40	40	41	41	42	42	43	43	44	44	45	45	46	46	47	47	48	48	49	49	50	50	51	51	52	52	53	53	54	54	55	55		
70	22	23	24	25	26	27	28	29	30	31	33	34	35	36	38	39	39	40	40	41	41	42	42	43	43	44	44	45	45	46	46	47	47	48	48	49	49	50	50	51	51	52	52	53	53	54	54	55	55	56	56		
75	22	23	24	25	26	27	29	30	31	32	33	35	36	37	39	39	40	40	41	41	42	42	43	43	44	44	45	45	46	46	47	47	48	48	49	49	50	50	51	51	52	52	53	53	54	54	55	55	56	56	57	57	
80	23	24	25	26	27	28	29	30	32	33	34	36	37	38	38	39	39	40	40	41	41	42	42	43	43	44	44	45	45	46	46	47	47	48	48	49	49	50	50	51	51	52	52	53	53	54	54	55	55	56	56	57	57
85	23	24	25	26	28	29	30	31	32	34	35	37	38	39	39	40	40	41	41	42	42	43	43	44	44	45	45	46	46	47	47	48	48	49	49	50	50	51	51	52	52	53	53	54	54	55	55	56	56	57	57	58	58
90	24	25	26	27	28	29	31	32	33	35	36	37	39	39	40	40	41	41	42	42	43	43	44	44	45	45	46	46	47	47	48	48	49	49	50	50	51	51	52	52	53	53	54	54	55	55	56	56	57	57	58	58	
95	24	25	26	27	29	30	31	33	34	35	37	38	39	39	40	40	41	41	42	42	43	43	44	44	45	45	46	46	47	47	48	48	49	49	50	50	51	51	52	52	53	53	54	54	55	55	56	56	57	57	58	58	
100	24	26	27	28	29	31	32	33	35	36	38	39	39	40	40	41	41	42	42	43	43	44	44	45	45	46	46	47	47	48	48	49	49	50	50	51	51	52	52	53	53	54	54	55	55	56	56	57	57	58	58	59	59

Note: This table is compiled from an approximate formula which only depends on temperature and humidity. The formula is valid for full sunshine and a light wind

Note: This table is compiled from an approximate formula which only depends on temperature and humidity. The formula is valid for full sunshine and a light wind

WBGT	Example °C: RH%	Recommendations for competitions	Required cooling Facilities/methods
<28	30:45	No changes needed to the competition format or timing.	<ol style="list-style-type: none"> 1. Access to least 2 wash bays with freely running water via hoses. 2. Shaded areas/shelters. 3. Not: each horse may need to be hosed with 2 hoses for 20–40 minutes if heat stressed.
28–30	29:60	Some precautions to reduce heat load on horses will be necessary such as: <ul style="list-style-type: none"> • use shaded areas for competition and warm up areas • avoid non-grassed riding surfaces • reduction in overall effort (shorter distance, less jumping efforts, etc) • competition PA announcements 	<ol style="list-style-type: none"> 1. Access to least 2 wash bays with freely running water via hoses. 2. Shaded areas/shelters. 3. NOTE: each horse may need to be hosed with 2 hoses for 20–40 minutes if heat stressed.
30–33	30:65	Additional precautions to those above to limit overheating of horses will be necessary. <ul style="list-style-type: none"> • The timing of events/competition should be considered. Competitions should be held in cooler parts of the day (between 7 am – 11 am and/or after 4 pm). • Avoid non-grassed riding surfaces • Competition PA announcements. • CCI ** and CCI *** Eventing horses require AGGRESSIVE COOLING MEASURES 	<ol style="list-style-type: none"> 1. Access to least 2 wash bays with freely running water via hoses. 2. Shaded areas/shelters. 3. Mandatory provision of ad lib ice for use in cooling horses. AGGRESSIVE COOLING MEASURES ARE COMPULSORY FOR CCI **/** EVENTING HORSES 4. NOTE: each horse may need to be hosed with 2 hoses for 20–40 minutes if heat stressed.

>33	32:60	<p>These environmental conditions are very high risk and are probably not compatible with safe competition.</p> <p>Further veterinary consultation/advice will be required before continuing.</p> <ul style="list-style-type: none"> • The timing of events/competition should be considered. Competitions or the 'high exertion phase' of the event must be held during cooler parts of the day (between 7 am –11.00 am and/or after 4 pm). • Higher level competitions should be run in the coolest part of the day. • Schedule the most demanding competition/competition phases when it is cooler. • The lower level competitions generally make lower demands on horses. • Avoid non-grassed riding surfaces • Competition PA announcements – frequently repeated. (See below) 	<ol style="list-style-type: none"> 1. Access to least 2 wash bays with freely running water via hoses. 2. Shaded areas/shelters. 3. Mandatory provision of ad lib ice for use in cooling horses. AGGRESSIVE COOLING MEASURES ARE COMPULSORY FOR <u>ALL HORSES</u> <p>Additional requirements for eventing competitions:</p> <ol style="list-style-type: none"> 4. A shaded area with misting fans 5. A veterinarian to monitor horses.
-----	-------	---	--

C.2 Competition PA heat risk announcements

- a) explanations of the 6-minute threshold (see Rule C3.2 below) in any demanding exercise (not just Cross Country exercise), as being pivotal in heat overload
- b) encouraging riders to pre-cool their horses by hosing them before riding to place lower demands on the horse's cooling system while they work
- c) encouraging abbreviated warm-ups to lighten the load on the horses' cooling systems
- d) explanations of aggressive cooling until the horse's temperature returns to 38°C
- e) encouraging the use of ice and a shaded area with misting fans, to cool horses after exercise
- f) encouraging hydration of every horse with cool clean water, salt and electrolytes
- g) encourage riders to 'house' resting horses in shaded areas and/or on grass surfaces

C.3 Key principles

Any organiser of an event to be held in hot weather must understand the following key principles:

C.3.1 Humidity and heat – a dangerous mix causing heat overload

Combinations of high heat and humidity impact severely on a horse's main cooling mechanism of sweating and evaporation. A heat stressed horse can have multiple organ failure; it may collapse and die.

Unless cooling facilities equivalent to FEI standard are in place at an event, the FEI strongly recommends that riding activities be suspended when the WBGT Index reaches or exceeds 32–33°C.

C.3.2 The 6-minute threshold – heat overload for horses working in the heat

Where the WBGT Index is high, horses that have just performed are at risk of suffering a dangerous temperature hike. When the WBGT Index is high, 6.0–6.5 minutes of continuous hard work (i.e. the 6-minute threshold) is pivotal in causing heat stress. Dressage horses do work extremely hard in both the warm up and in their tests. For showjumpers the effort is generally under 6 minutes, however for dressage and cross country, horses are at risk in heat because the effort will exceed 6 minutes.

Aggressive cooling (see below) should be used after a performance for a dressage horse when the WBGT is high, just as for horses coming off a cross country course.

C.3.3 Wind flow (breeze) dramatically reduces heat overload

Wind flow significantly increases evaporation. The primary cooling mechanism for both horses and humans is evaporation of sweat. On hot days, events should be scheduled early or late, when better wind flow is likely and outside of peak temperature periods.

Horses *standing* in the sun without shade or wind flow in temperatures above 33°C start to accumulate heat. Horses *working* in the sun without wind flow at or above 33 °C are at risk.

C.3.4 Surface area to body mass (SA:BM)

As body mass increases, relative surface area decreases. An 80 kg rider will have a SA:BM = 1:40, but a 500 kg horse has a SA:BM = 1:100. Surface area to body mass ratio impacts negatively on a horse's ability to shed heat through evaporation. Greater muscling in some horses, such as dressage horses, lowers their SA:BM ratios and makes them less effective than other equine athletes at shedding heat.

C.3.5 Arena and surfaces

Shaded and grassy surfaces do not attract and retain as much heat as other surfaces that are soil-based or exposed to full sunlight. Horses restrained next to vehicles/floats/trucks parked on black asphalt, road base or sand are more susceptible to heat stress on hot days.

C.3.6 Event planning

Event organisers **must** conduct a risk management assessment if competitions/training days are to be held during hot conditions. Decisions and actions that may be considered include:

- alteration of time of day or time of year at which an event is run
- reduction in overall effort (shorter distance, less jumping efforts, etc)
- education of riders, grooms and officials
- provision of shade
- provision of adequate means of cooling horses, including ice, fans, hoses, water baths, etc
- provision of veterinary services for heat-stressed horses.

Appendix A

Aggressive cooling measures

Aggressive cooling should be used where a horse's temperature is elevated after any demanding exercise such as dressage or cross country and when the WBGT Index is high.

Cooling includes use of high volumes of cold/ice water application, ice boots, repeatedly applying bucketfuls of iced/cold water, and repeatedly hosing and immediately scraping water as it warms on the horse's body.

Key areas to apply cooling/iced water to are the jugular veins (underside of neck), the femoral arteries (between hind legs) and the heat sink (lower abdomen). Aggressive cooling should continue until water is no longer heating up on the horse, or until the horse's temperature is back to a healthy 38° C (rather than heading up to a dangerous 40° C).

Appendix B

Anhydrosis in horses

This condition is also called drycoatedness, or 'the puffs'. Only two species, humans and horses, rely on evaporating sweat to shed excess heat. Horses naturally have a very efficient cooling mechanism as part of their thermoregulation system.

Hindgut fluid reserve acts as a 'heat sink' (the hind gut stores 60 litres of fluid where some heat can be diverted to reduce damage to vital organs).

During humid weather when the relative humidity exceeds 85%, the efficiency of sweat evaporation from the skin decreases by 5% for every 2% increases in relative humidity, which greatly increases the risk of heat stress.

Some people think that when a horse's coat is dry or has only patchy sweat when worked on a hot day, this indicates that the horse is handling the heat. In fact, a dry coat is a cause for great concern as the horse could be losing the ability to sweat (anhidrosis), indicating a faulty or a completely broken cooling system. As a result the horse may suffer heat stroke and collapse.

Unlike dogs, horses are not designed to pant. When a horse pants or 'puffs' this means it is suffering heat stress and requires immediate cooling.

Appendix C

Cooling systems in horses

- **Evaporation and convection:** This makes up for 60% of cooling. Horses shed excess heat through sweating and having air moving over them. Horses standing in the sun without shade or wind flow (breeze) in temperatures above 33° C, start to accumulate heat.
- **Radiation and conduction:** Once the air temperature is over 33°C, even a horse at rest needs to shed heat. A horse that has a large size and mass finds this harder than smaller animals, or even a lighter framed horse.
- **Respiratory loss:** This makes up 15% of cooling for horses during exercise.

Appendix D

The FEI standard cooling facilities

To enable aggressive cooling to be carried out when the WBGT exceeds 32–33 °C, the following should be available at an event:

- multiple hoses and wash bays for cooling/hosing
- large bins (ideally wheelie bins) full of water and bags of ice for aggressive cooling
- free ice ad lib, an abundance of bags of ice for ice boots or for riders to add to water to cool horses after exercise
- a shaded area with misting fans
- an equine veterinarian

Acknowledgements

We are grateful for the information and advice that has been provided by veterinarians and doctors in the writing of this paper. Thank you to equine veterinarians:

- Dr Nigel Nichols (B VSc)
- Dr John Kohnke (B VSc)
- Dr Warwick Vale (BSc BVMS (Hons II)) and
- Dr Margot Seneque (B VSc, Hons, Grad Dip Animal Chiro).

Their assistance is greatly appreciated.

References

- 1) *The effect of thermal environmental conditions on the health and performance of horses*, Dr David J Marlin (BSc, PhD), 2007
- 2) *Comfort Index: Impact of heat and humidity on competition horses*, Liz Owens for EADC, 2011
- 3) *Helping horses to handle the heat*, Dr John Kohnke (B.VSc)
- 4) *Better Coaching, Advanced Coaches' Manual*, Frank S Pyke, Australian Sports Commission

The impact of heat and humidity on dressage horses has been poorly understood by many in the industry in Australia. There have been instances of horses dying and/or requiring intensive veterinary care following dressage competition or clinics in such conditions in Australia.

Heat overload (heat stress or even heat stroke) occurs when an individual cannot shed sufficient heat to maintain a normal core temperature (38°C for a horse and 38°C for a person). Definitive research on this subject by Dr David Marlin recommends:

*'The Bureau of Meteorology (BOM) forecast is based on the temperature **in the shade**. The temperature for horses and riders warming up and competing **in the sun**, and for judges in cars, will be **much** higher than this.*

Annex D Arena familiarisation and altered circumstances at EA events

These are guidelines for competition organisers and judges (refer also to rule 3.7). The safety of horse and rider is paramount at all times.

Arena familiarisation

- where possible, allow competitors a designated time to ride around and in the competition arenas on the day of the competition, if this has not been possible on the previous day
- if conditions are suitable, time may also be allocated during the day, but this will depend on the organisers and venue requirements
- OCs should specify the arena familiarisation arrangements in the competition draw and also specify at what pace horses are permitted to travel. For example, *Arenas will be available from 7.30 am to 8.15 am on the day of the competition for familiarisation. Please make sure that you ride only at (pace to be noted here by OC if there is a restriction)*
- warm-up areas should be supervised by a steward

Altered circumstances

- if the wind becomes strong enough to blow down the arena surrounds, it is preferable to leave it on the ground, so that horses are not accidentally frightened when the arena blows down again. Obviously the conditions may be different for some riders in the competition but common sense should prevail
- if arenas or arena surrounds are covered in water either at the start of the day, or at some point later in the day, please arrange for riders to commence their tests from inside the arena. This gives the horses the opportunity to become familiar with the varying conditions in the arena
- some arenas have insufficient surrounding space and unsuitable footing for horses to work safely and comfortably around the outside before entering the test. In these circumstances please make sure that riders commence their tests from inside the arena

Protocol for entering the arena in exceptional circumstances

If the area surrounding the competition arena is unsuitable for riding on, the Chief Judge, in consultation with the OC, will make a decision as to whether competitors will be permitted to commence their test from inside the arena. Such a decision *must* be announced at least 30 minutes prior to the commencement of the competition or, in the case of a sudden downpour, as soon as possible. Please note that this is Judge/OC/TD only decision.

If such approval is given the competitor is to enter the arena and when the bell has been rung (e.g. car horn sounded) the competitor is required to come down the centre line at A (via the shortest route) and judging commences once the rider is on the centre line.

The next horse in the competition can enter the arena as soon as the previous horse has left the arena.

Annex E Elimination and penalties

The following table is provided for judges as a quick reference for incidents that result in elimination or where a competitor 'may' be eliminated or given a penalty.

Will entail elimination	
1.3	Excessive use of whip or spur, bit or hands.
1.3.2	Unable to fulfil the requirements of the level and the test and/or shows abusive riding. No appeal against this decision
1.4	Fresh blood in the test – no appeal
1.4.1 & 5.17	Any form of protective skin covering on the horse such as plaster/tape/belly band covering or towel, whether the skin is broken or not is strictly forbidden at an event
3.10	Resistance for 20 seconds or more
3.10	Resistance that is a safety issue/dangerous to horse and/or rider, can be less than 20 seconds
3.10	Leaving the arena with all 4 feet during a test between beginning and end of a test (except 4yoY State Qualifiers)
3.11	Unauthorised assistance
3.11	Horses may not be attached to a lead line in or around the competition arena – this is considered outside assistance
3.12	Riding in or entering competition arena without permission
3.15	Holding reins in one hand while using whip with other hand in competition arena
3.17, 5.1	Third error of course
3.18	Marked lameness – no appeal
3.7	Not entering the arena after a further 30 seconds (total 75 seconds) after the bell has rung (first penalty of – 2 pts for not entering after 45 sec)
3.8	Leaving the arena unmounted
3.8	Fall of horse and/or rider between entry at A and the final salute
4.2	Riding out of order in the draw without the OC or C Judge approval
4.4	Failure to have a gear check
5.0	Riding with non permitted equipment or not wearing required equipment
5.2	Safety helmet must be worn and have harness secured. See option for FEI level rule 5.1.4
5.10	Wearing a western saddle will entail elimination
5.11	Wearing a bitless bridle
5.12	False tails with metal in them
5.12	Blinkers, ear plugs, nasal strips, nose nets (without approval refer to Rule 5.15), bit guards, bearing, running or balancing reins, chambon, deGogue etc, not permitted at event
5.12	Decoration on the horse including mane/tail with items such as ribbons, flowers, glitter
5.12, 5.16, 5.17	Permitted in warm-up and exercise area but NOT into competition area – running martingale (with snaffle bridle), removable over boots (Easy Boot, Hoof Boot, Mac Boot), saddle covers, headphones or similar devices
5.13 3.12.1	Lunging with more than one lunge rein, lunging with rider in the saddle, long reining. Lunging outside of designated area, lunging with lunge rein attached to the curb bit
5.10.1	Wearing lock-in stirrups, stirrup tie downs or magnetised stirrup irons
5.11.1	Wearing a one eared bridle
5.11.1	Not wearing a noseband
5.11.1	Wearing more than one noseband
5.3	Unsafe footwear is worn
5.5	Wearing spurs that point inwards, tip points upwards or incorrect spurs. (swan neck spurs
5.5	Pony riders wearing spurs that are longer than 4 cm
5.6	Carrying a whip that exceeds the required length – 1 m for ponies or 1.2 m for horses
5.6	Carrying a whip for more than 3 movements in FEI comps at State/Australian C'Ships
5.11.1	Wearing non approved noseband –see rule 5.19
5.11.1.3	Wrapping of the bit with any material
5.11.1.3	Wearing Incorrect sizes or types of bits
5.11.2.3	Not wearing cavesson noseband with double bridle (no lower strap to be worn)
8.1	Failure to enter arena after 90 sec freestyle
9.1.2	Not wearing safety helmet in ALL 4-, 5-, 6-year-old Young Horse competitions

May Entail Elimination		
1.1		Breach of rules as outlined in Rule 1.1
3.12.1d		Non-compliance with lunging in a designated area
3.14		Calling test – caller can read or 2 times only

Penalties will be Incurred		
Rule	Points deducted	
3.7	2 per judge	Exceeding 45 seconds to enter the arena
3.7	2 per judge	Failure to salute at the entry halt or final halt
3.7	2 per judge	Entering the arena before the bell is sounded
3.17	2 per judge	1st error of course
3.17	4 per judge	2nd error of course
5.1, 5.7, 5.8	2 per judge	Incorrect dress where a penalty is provided for
5.4	2 per judge	Wearing gaiters in FEI-level competitions
5.6	2 per judge	FEI-level comps at Australian and State C'Ships - Entering the space around the arena carrying a whip
5.6	2 per judge	FEI -level Comps at Australian and State Championships – Entering the arena carrying a whip
5.10	2 per judge	Saddle or bridle not black or brown
5.11	2 per judge	Fleece or other visible padding on the upper side of bridle
5.12, 5.17	2 per judge	Wearing boots, bell boots and/or bandages in the space <u>around the arena</u>
5.12	2 per judge	Wearing boots, bell boots and/or bandages if worn in the arena
8.1	0.5% per judge	Not giving the signal for the music to start within 45 seconds of the bell
8.1	0.5% per judge	Entering the arena after 30 seconds of music
8.1	0.5% per judge	If the rider enters the arena clearly late
8.1	0.5% per judge	If the test is longer or shorter than stipulated
9.1	0.5%	1st error Young Horse
9.1	1.0%	2nd error Young Horse
9.1	2 per judge	4-year-old YH competition – if horse leaves arena with all 4 feet
9.1.2	- 2pts 0.1	Carrying a whip in the space around the arena at Australian YH Championships in 5, 6 and 7 year-old competition. To be deducted after score has been multiplied by 2 for a score out of 100

Deduction from Marks in Movements

- Holding reins in one hand – see 3.15.1
- Use of Voice – 3.16
- Tongue – whenever seen

Annex F Notes for dressage competitors

At some stage every rider has had to compete for the first time. This is a step-by-step document that follows the order of preparation for both you and your horse. The majority of the information is procedure rather than rules. You should have a rule book handy at all times whilst competing.

There are various rules and sections from the EA Dressage rules referred to in this document. This document *must* be read in conjunction with the rules and is not intended to replace the rules.

Please make sure that you have read and are familiar with the EA Competitor's Code of Conduct.

F.1 Setting goals

A lot of riders go to trainers with the expectation of becoming an Olympian or at least being able to ride like one. There is nothing wrong with being ambitious. However, with the help of your trainer you should set **achievable** short-term goals.

In this case, an achievable goal is that you are going to prepare for your first competition and ride at least one but hopefully two tests. To achieve this goal you might:

- a) set a time-frame of about two/three months in order to work towards that goal
- b) find a local competition where you feel within your comfort zone
- c) enter a test that suits your level of training and competency
- d) try to time your competition to coincide with training or practice days at the venue where you will be competing

F.2 Welfare of the horse

Be aware of the EA's requirement for the welfare of the horse (refer to Section 1).

F.3 Membership/Registration requirements

- a) refer to the EA General Regulations for membership requirements
- b) obtain an entry form for the competition you feel is appropriate
- c) the entry form will point out the conditions of entry which are fairly standard but sometimes may have some local rules

F.4 Entries

- a) refer to Section 4 for information about entries
- b) keep a copy of your entry in order that you can refer back to it if necessary

F.5 Verifying which Preparatory and Freestyle tests apply

There are different versions of Preparatory tests and Freestyles used throughout Australia. Therefore, you should obtain from the organisers of the event a copy of the test you have entered, including time permitted.

F.6 Learning the test

Refer to the EA rule book for the diagram of the arenas. If a caller is used, you must still know the test. Refer to the EA rules for information.

F.7 Pre-Competition requirements

Important paperwork required includes:

- a) EA Dressage Rules and test sheet which you should read. It is your responsibility to know the rules
- b) horse registration papers, if applicable
- c) the time draw from the event organiser
- d) conditions of entry for the local event and
- e) copy of entries
- f) check that your dress and the horse's equipment comply with the rules as the legality and use of some equipment is restricted to specific areas (see Section 5)

F.8 Transport requirements

- a) do not leave it until the day of competition to see if your horse will load
- b) do you need to borrow a horse trailer? If so, try and arrange to have a practice run to the event venue
- c) is your vehicle legally able to tow the trailer?

F.9 Competition day

- a) leave yourself plenty of time to arrive and be at the venue before you ride
- b) on arrival report to the event office and obtain your identification number if applicable
- c) check if there are any scratchings/withdrawals.
- d) if arenas are already going, are they running to time?
- e) check location of gear check area
- f) check location of your competition area, your warm-up and exercise areas
- g) locate the area set aside for lunging, if required
- h) keep hydrated at all times

F.10 Warm-up techniques

For further information regarding warm-up techniques, please refer to Annex B, FEI Hyperflexion Guidelines, which is available on the FEI website www.fei.org

F.10.1 Preparation and mounting

- a) only the nominated rider can ride a horse at an event, with the exception of a groom who, when mounted, may walk on a comfortable long rein
- b) riders must be neatly dressed at all times when mounted. It is best that once you mount the horse you are correctly attired (see Section 5), with the exception of a competition jacket
- c) once you have finished your final warm-up go straight to the competition area via the Gear Steward

F.10.2 Etiquette for the warm-up arena

As there are many horses warming up in a restricted area it is important that all riders have knowledge of the etiquette required in group riding. This ensures safe riding and achieves harmony in busy areas.

- a) safety is paramount and a collision should be avoided at all times
- b) before entering the warm-up area make sure the gateway and immediate track are clear
- c) riders should pass left shoulder to left shoulder when on the outside track
- d) when not on the outside track, e.g. on a diagonal line, riders should give way to horses on their left
- e) the more progressive gait has priority on the track (e.g. horses trotting should give way to horses cantering)
- f) a halt should not be on the track

- g) walking should not be on the track and does not have right of way
- h) trot has priority over walk
- i) canter has priority over trot
- j) lateral work has priority over **all** paces
- k) when circling, anticipate your return to the track so as to not stop the flow of other riders
- l) mounting, dismounting and gear adjustment should be done off the track
- m) consideration should be given to behaviour of other horses in the arena that may upset your horse
- n) it may be necessary to leave the area if your horse is upsetting others
- o) if a horse is upsetting the majority, an official should be sought with a view to requesting that horse's removal for safety's sake
- p) be aware of stallions wearing green stallion discs

F.10.3 Gear check

Section 5 refers to the areas in which certain gear is allowable. Be familiar with these rules. Report to the gear check area 10 to 15 minutes before your test. Gear check is required before each test.

F.11 Entering the competition area

Care must be taken to get no closer than 15 m, if possible, to the competition arena (as defined in Section 3) whilst there is a competitor in that arena.

F.12 Reporting to the judge and riding the test

The time draw allocates you a time for riding. You cannot be forced to ride before this time. However, if the horse prior to you is scratched and you are ready to ride, consideration should be given to approaching the judge.

By presenting to the judge, even if you are early, you are indicating that you are ready to ride. Therefore, if you are not ready to enter the arena immediately, wait away from the competition area until such time as you are ready or your start time arrives. The reason for this is to allow all competitors equal warm-up time around the arena, therefore, not benefiting any particular combination.

F.12.1 Reporting to the judge

- a) if Horse Identification numbers have been issued there is no need to stop and talk to the judge; simply ride past each judge ensuring that your Horse Identification number can be clearly seen
- b) if you have a medical problem that restricts your hearing let the judge know so that they can make a clear indication when to start the test
- c) if Horse Identification numbers are not issued, once the horse before you leave the arena, progress to the Chief Judge at C and await instructions
- d) a judge's instruction may be 'I have a bell' or 'I will ring the bell and hold my hand out the window' to let you know when to enter the arena
- e) if you do not have a Horse Identification number make sure all judges know your name and the name of your horse
- f) once you have given this, recommence warming up around the arena
- g) once the judge rings the bell you have 45 seconds to enter the arena. The penalty is 2 marks per judge if this exceeded. If you are not sure if you heard the bell, circle again and re-present to the Chief Judge
- h) entering the arena before the bell may entail a penalty of 2 points per judge

F.12.2 Riding the test

- a) at the salute competitors must take the reins in one hand. A whip may be held in either hand at the salute
- b) the requirement is to only salute the Judge at C
- c) salute, then pick up the reins and continue when ready
- d) only at the salute at the beginning and end of a test and when exiting the arena may the reins be held in one hand (except for Freestyles as part of the degree of difficulty)
- e) in Preliminary and Novice tests a rider has the option of doing sitting or rising trot
- f) in all higher tests, trot work is executed sitting unless otherwise stated
- g) see Section 2 for the rules on how to perform a movement
- h) if riders elect to retire before the completion of a test, the protocol is to raise a hand to the judge at C (if safe to do so) indicating retirement and to leave the arena immediately

F.13 Elimination and penalties

Refer to Section 3 and Annex E for information on riding the test and the various penalties for errors of course and other types of penalties, including elimination.

F.14 Callers and video operators

- a) callers should stand with their back to the wind so riders can hear them. This can be at either E or B
- b) it is advisable for riders to have a predetermined subtle signal to give to their callers if they need the movement to be re-called
- c) riders must not speak to their callers but the rules permit the repeating once only of the calling of a movement
- d) calling with too loud a voice should be avoided
- e) videoing from the centre line at A gives you the reverse of the judge's point of view
- f) any recording or camera equipment and operators must be at least 10 m from the judge's car and not restrict the judges view

F.15 After the competition

- a) once the placings are posted for the test you rode you can pick up your test sheets
- b) check that there is a point in each box. If you are unsure of the result you can check the adding up
- c) if a protest is to be lodged it must be within 30 minutes of the posting of the placings
- d) officials and competitors need to abide by the Codes of Conduct as contained in the EA Member Protection Policy (located on the EA website
<http://www.equestrian.org.au/sites/default/files/Equestrian%20Australia%20Member%20Protection%20policy.pdf>)
- e) if a rider would like to discuss their marks with the judge/s concerned then they should do this in a polite non-confrontational manner and have test sheets with them for reference. The discussion should take place in a private area. Refer to EA General Regulations 169.6.3 for the penalty in relation to incorrect behaviour towards event officials or any other party connected with the event (other rider, journalist, public, etc)
- f) if you are unable to stay at the event venue to collect your test the organisers will post the test to you if you provide a stamped, self-addressed envelope
- g) remember to thank the organisers before you leave the ground, it may encourage them to run another competition for you

F.16 Role of stewards

Under EA and FEI rules stewards are required to stop riders if they have observed:

- a) neck stretching achieved through forced or aggressive riding
- b) the use of extreme flexion if it does not comply with the definition of stretching
- c) a rider deliberately maintaining a sustained fixed head or neck carriage longer than 10 minutes
- d) in cases where the horse is showing signs of general stress and/or fatigue

The steward may also ask the rider to walk for a certain amount of time in situations where the rider's stress may cause undesired riding (refer to Annex B).

A maximum duration of pre-competition warm-up of one hour is the standard; riders require permission from the Chief Steward (which will be granted only in exceptional circumstances) to extend a training session beyond one hour. The training session must include relaxation periods. Riders are also reminded that post- test repetition of movements may not exceed 10 minutes.

If you are competing at an FEI-approved event (i.e. CDI, CDIY, CDIJ, CDIP) it is essential that you make yourself aware of rules that specifically relate to FEI events. In particular, riders are reminded that no one, other than the rider may carry a whip in training or warm-up areas.

Annex G Notes for dressage event organisers

This guide is designed to assist dressage event organisers who wish to run dressage events in Australia. The notes must be read in conjunction with Sections 1–12 of the current EA Dressage Rules. A dressage event may vary from a small club-training event to an official championship event. Event organisers should refer any organisational or rule queries in the first instance to their State Dressage Authority (SDA).

The magnitude of the administration and fieldwork involved will vary according to the type and status of the event. Organisers must use their judgment to adapt whatever is suitable to run an event in a professional manner.

When conducting FEI-level tests at an EA event, the OC must ensure that they are using only the FEI-level test as these are specifically for EA rules. DO NOT use the FEI tests off the FEI website.

G.1 Categories of dressage events

Type of event	For approval apply to	Required
FEI Events – CDI	EADC/EA/FEI	Required
FEI Events – CPEDI	EADC/EA/FEI	Required
Australian Championships	EAD	Required
PE Australian Championships	EAD	Required
Australian Youth Championships 10–25	EAD	Required
Australian Young Horse Finals	EAD	Required
State Championships	SDA	Required
PE State Championships	SDA	Required
State Youth Championships	SDA	Required
Official Pony Events incl.	SDA	Required
Club/Regional Championships	SDA	Required
Official Competitive events	SDA	Required
Young Horse qualifying events	SDA	Required
Official Participation events	SDA	Required by some states
Restricted Training/Club events	N/A	Not required

G.2 Calendar

- application/s for permission to hold an Official dressage event or competition must be made in writing to the relevant SDA
- all Official events must be approved by the SDA
- all Official events will be listed in the appropriate SDA annual competition calendar
- all Participation event dates should be notified to the appropriate SDA
- if an Official event is cancelled the SDA must be notified
- date changes must have the approval of the SDA
- careful consideration of neighbouring clubs should be made when applying for dates
- be aware of your SDA closing date for applications to run Official events

G.3 General considerations

- organising bodies wishing to conduct Official Competitive or Participation dressage events in Australia must be currently affiliated with EA
- all Official Competitive and Participation events must be run in accordance with the current EA Dressage Rules
- all members of a dressage organising committee should have access to a current EA Dressage rule book
- for information on protests, reports and appeals refer to EA General Regulations
www.equestrian.org.au

- e) OCs are to be aware of any legislation within their state in relation to child protection. National, state and territory sports organisations have developed child protection guidelines. These guidelines can help you put policies in place to protect your club and your members. For additional information on required checks for people working with juniors, please contact your state or territory department of sport and recreation (see http://www.ausport.gov.au/supporting/clubs/resource_library/starting_a_club/child_protection)
- f) OCs are responsible for assessing environmental issues such as extreme heat, storms, high winds, etc, which may make conditions for running an event unsafe for competitors and their horses. For more information refer to Annex C
- g) companion horses/ponies not entered for competition are permitted at an event at the discretion of the OC
- h) welfare of the horse is paramount at all events (refer to rule 1.2 and 1.3)
- i) **The OC must comply with the EA Concussion policy**
Concussion is suspected when an injury results in a knock to the head or body that transmits a force to the head. A hard knock is not required, concussion can occur from minor knocks. In any situation where concussion can be reasonably suspected (see concussion in sport website for indicators)

Process at Competitions

At all events the OC must ensure

1. there is a medical/first aid person at each competition to recognise concussion
2. there is a designated official at each competition to:
 - a) advise the medical/first aid person of the EA concussion policy and the need to advise the officials of any occurrences
 - b) provide the rider advice (verbal and follow up email) of the suspension and where possible issue the concussion advice card
 - c) report the incident to the NSO and the Committee Liaison Officer
reporting@equestrian.org.au

G.4 Venues

- a) the best possible venue should be secured for the conduct of a dressage event
- b) the venue should be booked well in advance of the proposed event
- c) Organising committees should be aware of what facilities are or are not available
- d) examples of ideal venue facilities include:

○ Day stalls	○ Suitable arena surfaces more than 1 arena	○ Motel in area
○ Stables	○ Toilets	○ Admin / Office
○ Covered yards	○ Showers	○ Scoring Office
○ Wash bays	○ Powered camp sites	○ Catering / Canteen
○ Round yard	○ Spectator parking	○ Judges / Official area

G.5 Arenas

Wherever possible a designated area should be set aside for lunging. Non-compliance with lunging in a designated area or with non permitted equipment will entail elimination.

- a) the surface of arenas is vital for the safety and performance of horses competing and should be made of the best possible footing, such as sand or sand mix with a non-slip base. Other non-slip surfaces are acceptable
- b) for other arena requirements including surrounds refer to rule 3.6
- c) for positioning of judges refer to rule 7.1
- d) Wherever possible a designated area should be set aside for lunging. Ideally organising committees should provide a clearly marked and designated lunging area, preferably enclosed so there is no risk of escaping horse

G.6 Schedule

- a) the event schedule will be dependent on the type of event to be held
- b) the schedule should be prepared well in advance of the event and made publicly available to competitors in a timely fashion taking into account the closing date
- c) competitions offered in the schedule should reflect the type of event, expected competitors and venue
- d) event organisers must refer to the current EA Dressage Rules (see Section 4 *Conditions of Entry* and Section 3 *Dressage events*) prior to finalising the event schedule
- e) Young Horse event organisers refer to the current EA Dressage Rules, Section 9
- f) Australian/State and FEI-sanctioned events refer to the Current EA Dressage Rules, Section 10
- g) the schedule must include the following minimum information:

<ul style="list-style-type: none">• name of organisation running event• venue address• status of event Official Competitive and/or Restricted, etc• list of competitions being offered• entry fees• other fees such as stables/admin fees• closing date for entries• address for entries to be sent	<ul style="list-style-type: none">• phone contact details for organiser• email address for organiser• prize schedule• any special conditions• type of arena surface• EA web address link to current tests• organisers web address• callers permitted or not permitted
--	--

G.6.1 Entry form

The entry form must request the following minimum information:

Information required	Official Competitive	Official Participation	Restricted event
Horse EA number	✓		
Horse registered name	✓	✓	✓
Horse Identification number	✓		
Whether competing horse or pony	✓		
Horse current grading points	✓	✓	✓
Rider EA number	✓		
Rider name, address, contact details	✓	✓	✓
Owner EA number	✓		
Proof of membership – EA or Club	✓	✓	✓
Competitions entering	✓	✓	✓
Summary of fees and method of payment	✓	✓	✓
Closing date of entries and address to be sent	✓	✓	✓
EA Member Release and Waiver	✓	✓	✓
Method of draw distribution	✓	✓	✓

G.6.2 Time draw

When completing a time draw organisers are advised to be aware of number of circumstances that must be considered.

- it is strongly recommended that arena familiarisation times be included in the draw and that they be clearly shown in the programme (refer to Section 3, Annex D)
- once entries have closed organisers should prepare a competition plan to complete the time draw (number of arenas required, time required)
- draws can be generated manually or by computer
- the time to allow for each test is printed on each EA/FEI test sheet
- it is strongly recommended to allow 60 to 90 minutes between tests for the same horse, and at least 90 minutes at FEI levels, as these are more strenuous tests
- draws should be unbiased
- care should be taken not to have the same competitor riding first in more than one test
- Organising committees may accept requests from riders entering 2 horses in the same competition to schedule one horse before the other in the draw, providing this request is made at the time of entry. This does not apply for State or National Championships
- no judge should be expected to judge more than 40 horses/day
- no judge should judge more than 35 horses in any one competition
- there should be a break for judges of at least 15 minutes after every 10th horse
- if a judge is required to judge more than one competition, there should be a minimum of 30 minutes between the last horse in one competition and the first horse in the next
- the time draw **must** be made available to all competitors and judges at least 72 hours before the event. It should include the judge's names to ascertain conflict of interest
- other information to be included when sending out the time draw should include all relevant information pertaining to the event: stable allocation, refreshments available, contact details for withdrawals, etc
- horses can only be changed after close of entries by approval of the OC and not later than 48 hours before the start of the event. Riders can be changed up to 40 mins prior to start of the competition for legitimate reason by a written request to the OC at whose discretion it will be permitted
- where a competitor has entered 2 horses in the one competition:
 - the draw time between the 2 horses should be a minimum of 90 minutes and riders can opt for less
 - under no circumstances are the horse's draw times to be swapped once the draw has been completed

- q) the OC may ask riders to move up into scratchings but this is at the discretion of the rider and not compulsory
- r) the competitor's state of origin must be included in the start list, draw and program for State and National Championships

G.7 Judges

- a) only current judges are eligible to officiate at Official Competitive and Participation events/competitions (refer to <http://www.equestrian.org.au> or your SDA for current lists)
- b) for Ground Jury requirements refer to rule 6.1
- c) invitations to judges should be made at least 3 months prior to an event, preferably by email or letter
- d) it is the judge's responsibility to immediately advise the organiser if they have a conflict of interest with any competitor or horse (refer to rule 1.7)
- e) for protocols for judges accepting invitations to judge refer to rule 7.8
- f) refer to rule 7.1 for the placement of judges around the arena

Refer to Tables at 3.21 for the number and level of Judges required to Judge Official Competitive and Official Participation Competitions.

Immediate confirmation of	Pre Event Follow-up information
* event date/s	* draw to be sent to each judge once completed
* event location/address	* provide contact phone number for competition day
* accommodation requirements	* advise judge where they should report to
* confirm travel remuneration	* keep judges informed of any changes to program
* tests to be judged	* advise judge of accommodation booking
* hourly remuneration if applicable	

G.7.1 Out of pocket expenses for judges

Refer to rule 7.9 for payment of out of pocket expenses for judges and the Chief Steward.

G.8 Other officials and volunteers

Officials and volunteers play a vital role when running a dressage event. The following table indicates what type of event requires which officials and volunteers.

Official/Volunteer role	Championships	Competitive	Participation	Restricted
Event Convener/Event Director	✓	✓	✓	✓
Judges	✓	✓	✓	✓
Writers (1 per judge)	✓	✓	✓	✓
Scorers	✓	✓	✓	✓
Gear Stewards	✓	✓	✓	✓
Test Collectors	✓	✓	✓	✓
Chief Steward	✓	Highly recommended		
Technical Delegate	✓			
Event Secretary	✓	✓	✓	✓
Judge Host	✓	✓	✓	✓
Financial Manager	✓	✓	✓	✓
Sponsor Host	✓	✓		
Prizegiving Manager	✓	✓		
Catering Manager	✓	✓	✓	✓
Appoint designated official to administer Concussion Policy and First Aid	✓	✓	✓	✓

G.8.1 Writers

- a) each judge must be allocated a capable writer
- b) it is preferable that the same writer is used for the whole competition
- c) guidelines for writers are available at www.equestrian.org.au
- d) preferred writers for FEI-level Competitions are:
 - first preference to Judge Educators and Mentors
 - second preference to other senior judges eligible to supervise shadow judging (A, B, C or D level)
 - third preference to E-, F-, G-level judges

G.8.2 Scorers and scoring

- a) scorers should be allocated a quiet area to work in
- b) EA has free scoring software available online, see www.equestrian.org.au
- c) EA has a set format for recording of results available online see www.equestrian.org.au
- d) all results must be forwarded to the respective state branch within 7 days of the event
- e) judges must sign off on the final result sheet
- f) results should be posted on organiser websites or distributed to competitors by other means
- g) judges must be given a set of results for the competitions they have judged
- h) all results of all judges and the overall total must be displayed by percentage to the 3rd decimal point
- i) if a rider withdraws prior to a competition, is excused, eliminated or a 'no show' prior to or during the performance of a test, the words 'withdrawn' or 'excused', 'eliminated' or 'no show' or abbreviations must appear after the rider's name on the results sheet

G.8.2.1 Scorers must:

- a) double the mark where a coefficient is indicated
- b) add the marks in the total column
- c) deduct the errors of course and penalties from each judge from the total
- d) calculate the percentage by adding the scores of all the judges and dividing the total by the total marks possible. For example, if 3 judges scored 350, 345 and 349 the total = 1044. Total possible marks for the test was 400. Multiply this number (400) by the number of judges (400 x 3) = 1200. Percentage = $1044 \div 1200 \times 100\% = 87\%$
- e) check additions for errors
- f) place results on the scoreboard as soon as possible
- g) test sheets are confidential

G.8.2.2 Allocation of marks and scoring

- a) all half marks from 0.5 to 9.5 may be used for movements and collective marks, at the discretion of the judge, including Freestyle competitions
- b) for Young Horse competitions, and artistic marks in Freestyle competitions marks to 1 decimal place may be used
- c) marks are then added together and any penalty marks are deducted
- d) it is essential that all penalty marks are deducted from each individual judge's score before they are totalled
- e) percentages to the 3rd decimal point for each judge must be clearly shown in results lists and on notice boards, together with the total percentage obtained to 3 decimal places
- f) a remark is strongly recommended for a mark of 5 or below
- g) a remark for all marks is recommended
- h) any alterations to marks must be initialled by the judge in ink

G.8.2.3 Unmarked movements

If a mark has not been recorded and the judge cannot recall the movement, or cannot be found, the mark allotted should be the average of the collective marks at the end.

G.8.3 Stewards and Gear Checkers

It is highly recommended that a Chief Steward is appointed at all dressage events. For more information refer to rule 6.6 and a current list of accredited stewards is available at www.equestrian.org.au It is compulsory to appoint a Steward/s or gear checker/s for all dressage events, refer to rule 6.5.

G.8.4 Technical Delegate (TD)

For detailed information please refer to rule 6.3

G.8.5 Runners

A runner is a person who is given the task of collecting test papers from the judges and other tasks assigned by the OC. They must:

- a) collect the completed test sheets from the writers after every two (2) or three (3) ridden tests taking care not to disturb the judge or writer whilst waiting for the sheet
- b) take care not to disturb the horse and rider currently competing
- c) deliver completed test sheets to the scorers
- d) convey information from the Secretary to different stewards or vice versa
- e) be prepared to replace arena markers that may have been knocked over

G.8.6 Hosting judges

A judge's host should undertake the following responsibilities:

- a) meet judges on arrival
- b) have refreshments available on arrival for judges and writers
- c) introduce each judge to their writer well ahead of time (at least 10 minutes before starting time)
- d) advise the judge who is to act as the TD, Chief Steward or as Ground Jury members
- e) advise the judge/writer of their arena number and arena location
- f) give judge/writer their folder which includes details of their position on the arena and a final list of competitors and times showing all scratchings
- g) advise the judge and writer of arrangements for morning and afternoon tea, and lunch
- h) give Chief Judge/writer a bell or whistle if not judging from a car
- i) ensure that judges and writers are properly looked after during the coffee and lunch breaks and are treated as guests of the organisers
- j) at some time during the day determine each judge's travelling expenses and inform the Treasurer so a cheque is ready on completion of judging. Alternatively, payment made be made direct to the judge's bank account if bank details are provided
- k) provide a quiet area, away from the scoreboard, where judges can be given access to a duplicate copy of the full result sheet and individual judges marks for their perusal

G.8.7 Sponsors' host

The person/s allocated to be the host of the event sponsors should:

- a) meet sponsors
- b) have refreshments available
- c) introduce sponsors to organisers
- d) make them feel welcome whilst they wait to present their donated award to the recipients

G.8.8 Prize-giving Manager

The person/s allocated to be the prize-giving manager should:

- be aware of rules 3.19, 3.20 and 8.9, and for FEI-sanctioned events refer to www.fei.org
- prepare a prize-giving schedule and make it available to competitors, sponsors and the public
- prepare prizes and prize-giving area
- have a set of results ready for the presenter
- be aware that prizes may be presented by the participating sponsors where practicable after a competition, e.g. during the lunch break, at the end of a day or at the end of the whole event

In regards to prize giving, it is recommended that competitors are requested to present in competition attire. It is the OC's decision whether prize giving is to be mounted or unmounted

G.9 The role of organising committees and event convenors

- OCs are responsible for the overall management and administration of a dressage event.
- an event convener or event director plans and executes the tasks and functions necessary for an event to take place on behalf of the OC
- OCs and event convenors must be very familiar with the current EA dressage rules
- OCs are responsible to their members to run events according to the current dressage rules and should remain transparent at all times

G.9.1 Event planning

A summary task list for organisers of dressage events is outlined in the table below.

Summary task list

BOOKING DATES/VENUE	By whom	Time frame	Task complete
Select appropriate date/s and type of event (Section 4)	OC		
Book venue (Section 3 and 4)	OC		
THE ORGANISING STUCTURE	By whom	Time frame	Task complete
Appoint event coordinator	OC	> 3 months	
Appoint event organising committee (appoint areas of responsibility)	OC	> 3 months	
Prepare a budget	Treasurer	> 3 months	
Decide on the event schedule	OC	> 3 months	
OFFICIAL APPOINTMENTS	By whom	Time frame	Task complete
Book suitably accredited judges (Section 3)	Appointed convenor	> 3 months	
Appoint a Technical Delegate (Section 6)	Event coordinator	> 2 months	
Appeals Committee (Section 6)	Event coordinator	> 1 month	
Chief Steward (Section 6)	Appointed convenor	> 2 months	
Gear Stewards (appoint and roster)	Appointed convenor	> 1 month	
Scorers (appoint and roster)	Appointed convenor	> 1 month	
Writers (appoint and roster)	Appointed convenor	> 1 month	
Test sheet collectors (appoint and roster)	Appointed convenor	> 1 month	
Stabling steward (allocate stables)	Appointed convenor	> 1 month	
Veterinarian on call	Appointed convenor	> 1 month	
Farrier on call	Appointed convenor	> 1 month	
Notify ambulance / local hospital	Appointed convenor	> 1 month	
Appoint designated official to administer Concussion Policy and First Aid Person. Have concussion policy and card on hand	Appointed convenor	> 1 month	

JUDGES	By whom	Time frame	Task complete
Book suitably accredited judges (refer to the graph section 3)	Appointed convenor	> 3 months	
Confirmation letter to judges (e-mail is OK)	Appointed convenor	> 2 months	
Forward draw to judges	Appointed convenor	> 14 days	
Book accommodation for judges	Appointed convenor	> 14 days	
Judges gifts (not compulsory)	Appointed convenor		
Travel expenses to judges (refer Judges Honorarium form www.equestrian.org.au)	Appointed convenor	at event	
Thank you letters to judges	Appointed convenor	post event	
FINANCIAL	By whom	Time frame	Task complete
Prepare a budget	Treasurer	> 3 months	
Organise prize monies, cash floats, goods in kind	Treasurer	< 2 weeks	
Payments as required	Treasurer	as required	
Prepare invoices for sponsors/exhibitors/advertisers	Treasurer	as required	
Collection of monies during event	Treasurer	as required	
Judges travel and accommodation	Treasurer	at event	
Deposit incoming monies	Treasurer	as required	
ADMINISTRATION/SECRETARIAL	By whom	Time frame	Task complete
Prepare schedule/entry form and conditions, closing	Appointed convenor	> 3 months	
Distribute entry form to appropriate interested parties	Appointed convenor	> 3 months	
Take entries, send rider/horse/owner EA status for verification to state branch	Appointed convenor	> 1 month	
Prepare competition plan	Appointed convenor	> 1 month	
Conduct draw	Appointed convenor	> 1 month	
Print draw, rider information and post to competitors and judges	Appointed convenor	ASAP after draw	
Organise test papers, boards, pens, bells	Appointed convenor	> 1 week	
Draw for each judge folder and gear steward	Appointed convenor	> 1 week	
Cover sheet for judge folders: test number; time; judge's name;	Appointed convenor	> 1 week	
Scoresheets for scoreboard, score sheets master copy, organise scoring method	Appointed convenor	> 1 week	
Organise stationery, etc, for event	Appointed convenor	> 1 week	
Organise First Aid Kit	Appointed convenor	> 1 week	
Organise event office for enquiries	Appointed convenor	> 1 week	
Appoint a Technical Delegate (Section 6)	Event coordinator	> 2 months	
Appeals Committee (Section 6)	Event coordinator	> 1 month	
Chief Steward (Section 6)	Appointed convenor	> 2 months	
Gear Stewards (appoint and roster)	Appointed convenor	> 1 month	
Scorers (appoint and roster)	Appointed convenor	> 1 month	
Writers (appoint and roster)	Appointed convenor	> 1 month	
Test sheet collectors (appoint and roster)	Appointed convenor	> 1 month	
Stabling steward (allocate stables)	Appointed convenor	> 1 month	
Veterinarian on call	Appointed convenor	> 1 month	
Farrier on call	Appointed convenor	> 1 month	
Notify ambulance/local hospital	Appointed convenor	> 1 month	

ADMINISTRATION/SECRETARIAL	By whom	Time frame	Task complete
Prepare schedule/entry form and conditions, closing	Appointed convenor	> 3 months	
Distribute entry form to appropriate interested parties	Appointed convenor	> 3 months	
Take entries, send rider/horse/owner EA status for verification to state branch	Appointed convenor	> 1 month	
Prepare competition plan	Appointed convenor	> 1 month	
Conduct draw	Appointed convenor	> 1 month	
Print draw, rider information and post to competitors and judges	Appointed convenor	ASAP after draw	
Organise test papers, boards, pens, bells	Appointed convenor	> 1 week	
Draw for each judge folder and gear steward	Appointed convenor	> 1 week	
Cover sheet for judge folders: test number; time; judge's name; writer's name; arena number, judges position on	Appointed convenor	> 1 week	
Scoresheets for scoreboard, score sheets master copy, organise scoring method	Appointed convenor	> 1 week	
Organise stationery, etc, for event	Appointed convenor	> 1 week	
Organise First Aid Kit	Appointed convenor	> 1 week	
Organise event office for enquiries	Appointed convenor	> 1 week	
Prepare event operational plan	Appointed convenor	> 1 month	
Prepare risk management plan	Appointed convenor	> 1 week	
Rule book on hand	Appointed convenor	> 1 week	
SPONSORSHIP	By whom	Time frame	Task complete
Develop sponsorship proposal and budget	Appointed convenor	> 3 months	
Secure cash sponsors and product sponsors (refer event budget)	Appointed convenor	> 1-3 months	
Ongoing correspondence and confirmation	Appointed convenor	> 1-3 months	
Trade stands: send proposals / follow-up	Appointed convenor	> 1-3 months	
Obtain advertising material for official program booklet	Appointed convenor	> 1-3 months	
Sponsor gift packages/thank you letters	Appointed convenor	as required	
Organise raffle prizes and tickets	Appointed convenor	> 1 week	
OPERATIONS/LOGISTICS/VENUE/FIELD OF PLAY			
Communication with venue management	Appointed convenor	as required	
Ground preparation: arenas/marquees/seating set up and	Appointed convenor	as required	
PUBLICITY/MEDIA/PROMOTION			
Organise all publicity, promotion and media	Appointed convenor	as required	
HOSPITALITY			
Arrange catering for judges/writers/other	Appointed convenor	> 1-3 months	
CEREMONIES and PRESENTATIONS			
Order ribbons/rugs	Appointed convenor	> 1-3 months	
Develop presentation schedule	Appointed convenor	> 1-3 months	
Perpetual trophies: find and retrieve	Appointed convenor	> 1-3 months	

Task list for organisers of dressage events

Convenor's responsibility on day of event

- a) arrive at least 1 hour before comp start time (if arenas need setting up then arrive earlier)
- b) check arenas / markers in place
- c) perform risk assessment
- d) set up tent and prepare trailer or other scoring venue
- e) turn power on/urn on
- f) check judges' clipboards/note any scratchings
- g) organise Gear Check Steward clipboard with equipment rules and have them and draw steward in place 40 mins before start
- h) handle any enquiries from competitors
- i) welcome judges/writers, hand out boards, direct to arenas/ advise of catering/toilets, etc
- j) be aware some judges may not have a car so have a spare car available
- k) put all scoresheets for day on scoreboard
- l) be prompt in getting scores on the scoreboard (double check scores by second scorer)
- m) be aware of break times, have catering ready
- n) ensure judges complete their expenses form, available from SDC
- o) have presentation schedule / ribbons / prizes ready for presentation
- p) be prompt in finalising scores / presentation 30 mins after all tests finish
- q) judges must stay at least 30 minutes after the final results have been posted
- r) make a note of non-collected prize monies
- s) pull down arenas and clean up

Post event follow up

- a) clean up grounds
- b) send thank you letters to sponsors
- c) send thank you letters to other/helpers
- d) retrieve signage
- e) send results to EA state branches and SDA
- f) follow up outstanding monies and sponsorship
- g) return promotional material to sponsors/advertisers
- h) refunds reserves, etc
- i) follow up outstanding invoices
- j) pay all creditors
- k) prepare Profit and Loss statement and present to the OC 'wash up' meeting or debrief

Annex H Categories of National dressage events and Regional and major club championships

H1 Categories of National dressage events

FEI-sanctioned events such as CDIs are conducted under FEI rules and are excluded from this plan.

In order to assist OCs the following tables summarise the recommended criteria for each category of event.

	Regular club events including Official Competitive and Participation competitions	Regional and major Club Championships (to be defined by SDA in calendar)	State Championships	National Championships
Participation	Open to all EA members unless special rules apply e.g. club members only	As per rules determined by OC and approved by SDAs Unrestricted event, held over 2 days unless permission granted to hold over 1 day. *See Annex H2 below	Open to riders who have obtained performances as per National rules	As per National rules for a National Championships, see Section 10 of this rule book Open to horses that exceed 148cm without shoes or 149cm with shoes
Competitions/Tests	No restrictions	All tests Official. Nov to GP to be scheduled. Other levels/competitions may be offered e.g. Pony or Young Horse. Two competitions at each EA level required with Champions awarded	All tests Official. Nov to GP. Other levels and competitions may be offered	All tests Official. As per current EA National Championship rules in Section 11 of this rule book Elementary to Grand Prix Special compulsory
Passports/ Identification	EA papers required for Official	EA papers required	EA papers required	EA papers required
Prize Money/Trophies/Prizes	EA Dressage rule book applies	See rule 3. 19 and 3.20 Prizes, EA Dressage rule book applies. Champion award at each level	EA Dressage rule book applies	EA Dressage rule book applies and rules for Aus Champs

	Regular club events including Official Competitive and Participation competitions	Regional and major Club Championships (to be defined by SDA in calendar)	State Championships	National Championships
Judges	Normal EA rules for judges apply	Normal EA rules for judges apply. OC's encouraged to use D+ judges with some from outside the region (e.g. C/D judges to judge Nov/Elem, etc). If E-level judge used then co- judge must be 2 levels above e.g. C-level judge	Normal EA rules for judges apply. OC's encouraged to use interstate judges of B level and above and also FEI-accredited judges	As per rules for Australian Dressage Championships. To be approved by the EADJC
Appeal Committee	Not compulsory	Event Chief Judge should be nominated by OC and to act as technical assistant and also to resolve judging issues if necessary. See Rule 6.1	Full Appeal Committee required. EA Dressage rule book applies	Full Appeal Committee required. See Rule 6.2.
Technical Delegate (TD)	Highly desirable but not compulsory	Highly recommended but not compulsory	TD required, appointed by SDA and reporting to SDA	TD required, appointed by EADC and reporting to EADC
National steward	Desirable	Highly desirable	Compulsory	Compulsory

	Regular club events including Official Competitive and Participation competitions	Regional and major Club Championships (to be defined by SDA in calendar)	State Championships	National Championships
Gear steward	Compulsory as per rule book	Compulsory as per rule book	Compulsory as per rule	Compulsory as per rule book
Warm-up arena	Compulsory	Compulsory	Compulsory	Compulsory
Horse Inspection	Not required	Not required	Not required	Inspection required for GP horses. As per Australian Dressage Championships rules
Calendar	Application to SDA by August each year for following year's calendar	Application to SDA by August each year for following year's calendar	Application to SDA by 1 Sept each year for following year's calendar	Application to EADC by end of February of preceding year
Draft Schedule Approval	Not required	Draft schedule to SDA 6 months prior to event highly recommended but not compulsory	Draft schedule to SDA	Draft schedule to EADC 6 months prior to event
Program and Results	Results to be recorded on EA software (or EA compatible software) and uploaded onto a website. Uploaded onto National database ASAP and also send to SDA	Results to be recorded on EA software (or EA compatible software) and uploaded onto a website. Uploaded onto National database ASAP and also send to SDA	Results to be recorded on EA software (or EA compatible software) and uploaded onto a website. Uploaded onto National database ASAP and also send to SDA	Results to be recorded on EA software (or EA compatible software) and uploaded onto a website. Uploaded onto National database ASAP and also send to SDA
Stable security	Not compulsory	Not compulsory	Not compulsory	Not compulsory
Stable requirements	Not compulsory	Not compulsory	Each state to determine a minimum number which meets all of their requirements for state champs	Stables available on competition grounds to accommodate 90% of horses entered

	Regular club events including Official Competitive and Participation competitions	Regional and major Club Championships (to be defined by SDA in calendar)	State Championships	National Championships
Arenas	Sand preferred or other suitable surfaces (soft grass). Best conditions possible for horses taking into account weather conditions Arena surrounds. EA Dressage rule book applies.	At least 1 sand arena is recommended Other arenas sand preferred or other suitable surfaces (soft grass) so that arenas are the best possible, taking into account weather conditions. Arena surrounds. EA Dressage rule book applies.	Preferably 3 to 4 sand arenas. Must include 1 for warm- up. Each state to determine suitability of grounds Arena surrounds. EA Dressage rule book applies.	Minimum of 4 sand arenas required and one sand warm- up arena Arena surrounds. EA Dressage rule book applies.
Camping	Truck and float parking required. Camping facilities not compulsory	Truck and float parking required. Camping facilities not compulsory	Camping sites should be available on the ground with access to power, water and amenities	Camping sites for up to 80 campers, incl access to power, water and amenities
Catering	Not compulsory	Not compulsory	To be provided on the competition grounds from start of competition	To be provided on the competition grounds from start of the competition
First Aid	Highly desirable	Highly desirable	Highly desirable	Compulsory

H2 Regional and major club championships – To be defined by the SDA in the calendar process

For regional and major club competition where it is a championship event, the following applies:

- a) there must be two tests at each EA level
- b) competitors must compete in both tests at level to be eligible for champion points
- c) there must be at least two judges for each competition
- d) champions must be awarded at each level. Championships are decided on points with all horses ranked in each of the two tests. First placed horses will get 35 points, second will get 34 points, third will get 33 points and so on to the last placed horse
- e) the Champion is the horse with the highest combined points of the two tests
- f) in the event of a tie, the Champion will be the horse with the highest aggregate percentage at that level
- g) in the event of a further tie, the horse with the highest percentage in the higher competition at that level will be deemed the Champion
- h) EA Rule Book (Prizes) apply, Refer rule 3.20. It is recommended to award a trophy or at least a sash for the Champion

Annex I Dressage shadow judging and procedures for candidate judges and clubs

Shadow Judging (SJ) is a process by which a Candidate Judge, for the purposes of upgrading, is assessed by an accredited Mentor at their next judging level. It is aimed at assessing the candidate's ability, comprehension and skills in an actual judging environment. The Mentor reviews the candidate's marks and comments for each combination judge and discusses various movements especially where there is a discrepancy in marks between the Mentor and the candidate. It is a learning and development exercise. The Mentor must be an appointed Mentor of at least D level. They must be at least 2 levels higher than the candidate judge (see table below). Candidates who are Fast Tracking must Shadow Judge with a Judge Educator or an A or B level Mentor - refer to rule 12.14 for details.

Candidate Current Level	Exam Level	Shadow Judge/Mentor Level (Minimum)
G	F	D
F	E	D
E	D	C
D	C	B
C	B	A
B	A	FEI

Responsibilities - Candidate Judge

- check the Dressage Rule book, Section 12 for Dressage Judges (and all amendments) for the rules on Shadow Judging
- ask the club prior to the closing date of entries of the event of your wish to do some shadow judging, the level you want to shadow judge and if they are OK with this occurring
- options for copying supervising judges test sheets:
- ask supervising judge if they have a tablet and can take a photo of their test sheets before they go to the scorer – preferred method
- provide your own copier and paper
- photocopy test sheets at the event if the OC has copying facilities – Need to ask the OC
- provide supervising judge with carbon paper and paper – not preferred – time consuming for writer
- provide your own test sheets for the tests to be judged, a writer and car to judge from
- add up your own scores and calculate the percentage of each test judged and rank your order of horses
- provide a SJ Evaluation form to the Mentor for completion (also have on hand any previous SJ evaluation forms for review by the Mentor)
- conduct yourself as though you are judging officially and adhere to the Code of Conduct for Officials
- tests are not to be discussed with anyone other than the judges of the competition shadowed

Responsibilities - Mentor/Supervising Judge

- set aside time at the end of the competition/event for discussion with the candidate judge
- discussion may take place after the event if time does not permit at the event for full discussion
- discuss both marks and comments with the candidate judge especially where the mark is 2 or more marks difference
- provide constructive feedback to the candidate judge
- complete a SJ Assessment form

Responsibilities - Organising Committee (OC)

- send the candidate judge a copy of the draw when it is available
- advise the candidate judge of the person to report to on arrival
- provide the candidate judge with an up to date copy of the draw if different to what has been sent out
- provide time for the Mentor to perform their task e.g. they need time after the competition or at the end of the day to discuss the tests with the candidate judge – this will usually take about 30 mins to 1 hour. It may mean that you need to allocate a longer lunch break for the Mentor or an early finish to the day for the Mentor
- provide a print out of the final results to the Mentor and candidate judge
- provide to the Mentor details of all individual marks for each horse the Mentor has judged if possible

- g) if your scorers add up the candidate judges' sheets (not compulsory) then a print out of individual marks per movement for each horse judged by the candidate should also be provided to the Mentor
- h) you are not expected to provide the candidate or their writer with lunch unless they are also officiating at the event

Annex J Directives for assessing the degree of difficulty in Freestyle tests at FEI level

(as of 1.1.16 FEI Regulations)

Initial comments

The assessment of the degree of difficulty in a Freestyle test cannot be made separately from the other technical and artistic scores. There is a close connection between the degree of difficulty and the technical execution. Lack of quality in the execution of the movement is considered a deficit in the performance ability of rider and/or horse. These must be taken into consideration as deductions in the degree of difficulty scoring.

The **basic requirements** of the Freestyle are achieved when the rider shows all compulsory movements listed in the test sheets for each level. The rider can increase the degree of difficulty and raise the score for their performance (when executed with technical correctness) by:

- a) appropriate repetition of single exercises, especially the exercises with a coefficient
- b) exceeding the minimum requirements of the exercises, such as number of simple and flying tempi changes or piaffe steps, but without exaggeration
- c) showing a steeper angle than requested in half passes possibly combined with changes of direction
- d) executing the movements on lines without the support of arena rails, such as on the inner track, the quarter or centre line, or on angled or curved lines, (e.g. circle or serpentine).
- e) well-chosen placing of movements in positions that make their execution more difficult: e.g. directly in front of the arena rails, as well as pirouettes directed outwards, possibly towards the spectators
- f) well-presented, clearly defined combinations of movements (e.g. half-passes in trot followed by half-passes in passage, flying changes every second stride immediately followed by changes every stride and vice versa)
- g) showing demanding and difficult transitions (e.g. piaffe or passage derived from the halt without prior development of impulsion; transition from walk or halt directly into a series of flying changes; significant but still harmonious transitions out of an extended pace to a highly collected exercise: e.g. extended trot to piaffe or extended canter to (half) canter pirouette or piaffe
- h) performing movements or transitions with the reins in one hand but without exaggeration

A **well-calculated** risk is demonstrated when the Degree of Difficulty corresponds to the potential and the level of training of rider and horse. A challenging, technically correct performance is a significant testimony of a high standard of riding ability and the training of the horse. On the other hand, obvious mistakes in the execution of the movements may reflect an over-asking by the rider of the horse, which means a badly calculated risk, and the score for the Degree of Difficulty has to be reduced.