



National Driving Rules

Effective from 1 January 202~~64~~⁶⁵

Equestrian Australia
PO Box 673
SYDNEY MARKETS NSW 2129

02 8762 7777

The Equestrian Australia National Driving Rules may also be found on the Equestrian Australia (EA) website:
www.equestrian.org.au

Reproduction in any form is not permitted without contacting EA

Disclaimer: Equestrian Australia believes all material produced for this publication is correctly and accurately researched. However, we give no warranty in relation thereto and disclaim liability for all claims against Equestrian Australia, its officers, employees or agents or any person associated, which may arise from any material contained within its pages that may be challenged by any persons.

Contents

1.0 Preamble	5
2.0 Code of Conduct for the Welfare of the Horse	<u>76</u>
3.0 Acceptance of the Rules	<u>87</u>
4.0 Jurisdiction	<u>87</u>
5.0 Conflict of Interest	<u>98</u>
6.0 Protests and Yellow Warning Cards	<u>98</u>
7.0 Anti-Doping and Medication Control	<u>109</u>
8.0 Risk Management and Medical Services	<u>109</u>
9.0 Athlete and Navigator/Backstepper	<u>109</u>
9.1 Responsibility of the Athlete	<u>109</u>
9.2 Responsibility of the Navigator/Backstepper	<u>1110</u>
9.3 Safety	<u>1110</u>
9.4 Age of Athletes and Navigator/Backstepper	<u>1312</u>
10.0 Membership	<u>1513</u>
10.1 Participant Classes - Drive-1 and Drive-2	<u>1513</u>
10.2 Competitor Classes - Drive-1 and Drive-2	<u>1513</u>
11.0 Foreign Athletes	<u>1513</u>
12.0 Dress	<u>1513</u>
12.1 Drive-1 and Drive-2 Classes	<u>1513</u>
13.0 Horses	<u>1614</u>
13.1 Age of Horse/s	<u>1614</u>
13.2 Height of Horse/s	<u>1614</u>
13.3 Horse Registration	<u>1614</u>
13.4 Event Identification Numbers	<u>1614</u>
13.5 Stallion Rules	<u>1715</u>
14.0 Welfare of the Horse	<u>1715</u>
14.1 Abuse of Horse	<u>1715</u>
14.2 Lameness	<u>1816</u>
14.3 Blood	<u>1816</u>
14.4 Fall of Horse	<u>1816</u>
15.0 Carriages	<u>1917</u>
15.1 Carriages – Dressage/Cones	<u>1917</u>
15.2 Carriages - General	<u>1917</u>
15.3 Total Weight of Carriage and Occupants	<u>2018</u>
15.4 Width of Carriages	<u>2018</u>

16.0 Harness	<u>2018</u>
17.0 Competition.....	<u>2220</u>
17.1 Overview of EA Competition Structure	<u>2220</u>
17.2 EA Levels of Competition	<u>2422</u>
17.3 EA Competition Format	<u>2523</u>
17.4 EA Classes – Separation for Awards	<u>2825</u>
17.5 Athlete and Horse Combination Qualification.....	<u>2825</u>
17.6 Entries.....	<u>2926</u>
17.7 General Conditions of Entry - Horses	<u>2926</u>
17.8 Number of Starts for Athletes	<u>2927</u>
17.9 One Horse, Two Athletes	<u>3027</u>
17.10 Athletes Also Acting as Navigator/Backsteppers	<u>3027</u>
17.11 Starting Order	<u>3027</u>
18.0 Dressage Phase.....	<u>3027</u>
18.1 Dressage Test	<u>3027</u>
18.2 FEI Training Scale.....	<u>3229</u>
18.3 Definition of Paces and Movements	<u>3229</u>
18.4 Arena Requirements	<u>3330</u>
18.5 Gear Checking.....	<u>3431</u>
18.6 Entering the Arena	<u>3431</u>
18.7 Judges/Judging	<u>3431</u>
18.8 Scale of Marks	<u>3431</u>
18.9 General Impression Scores	<u>3532</u>
18.10 Calling Tests	<u>3532</u>
18.11 Dressage Test - Error.....	<u>3633</u>
18.12 Disconnected or Broken Harness.....	<u>3633</u>
18.13 Dismounting during the Test.....	<u>3633</u>
18.14 Resistance/Disobedience	<u>3633</u>
18.15 Carriage overturn.....	<u>3734</u>
18.16 Unauthorised assistance	<u>3734</u>
18.17 Navigator/Backstepper	<u>3734</u>
18.18 Fall of Athlete and or Navigator/Backstepper.....	<u>3734</u>
18.19 Incomplete Presentation.....	<u>3734</u>
18.20 Summary Penalties.....	<u>3835</u>
19.0 Cones Phase.....	<u>4138</u>
19.1 Cones Course Requirements.....	<u>4138</u>

19.2 The Athlete and Navigator/Backstepper	<u>4239</u>
19.3 Driving the Cones Course.....	<u>4340</u>
19.4 Summary of Penalties in Cones	<u>4441</u>
20.0 Scoring the Dressage and Cones Class.....	<u>4441</u>
21.0 EA CAN1* and EA CAN2* Events.....	<u>4542</u>
ANNEXES	<u>4744</u>
ANNEX 1 - Glossary and Definitions.....	<u>4845</u>
ANNEX 2 - Diagram of the Driving Dressage Arena - 80m x 40m.....	<u>5047</u>
ANNEX 2 - Diagram of the Driving Dressage Arena - 100m x 40m.....	<u>5148</u>
ANNEX 3 - Cone and Markers Specifications	<u>5249</u>
ANNEX 4 - Cones	<u>5350</u>
ANNEX 5 - Addendum for Para Driving	<u>5451</u>
ANNEX 6 – Role of Driving Officials.....	<u>5754</u>
ANNEX 7 - Officials - Education and Accreditation Pathway for Driving Officials	<u>6057</u>
ANNEX 9 - Protective Headgear Standards	<u>6663</u>
ANNEX 10 - Warning Cards	<u>6764</u>

1.0 Preamble

The following rules have been adopted by Equestrian Australia (EA) and must be followed by all affiliated organisations conducting Driving events or training activities Participant and Competitor Driving Events on behalf of EA or under EA rules. This includes Competitor, Participant, Club or Restricted activities in accordance with Articles 100 and 104 of the EA Regulations. They follow closely the principles of the rules of the Federation Equestre Internationale (FEI) for Driving.

These rules are built around the three central pillars of:

1. Safety
2. Horse welfare, and
3. Skills development of the Athlete, the horse/s and the Navigator/Backstepper.

The rules are intended to standardise EA Driving Events (Competitor and Participant) as far as is possible, so that the conditions at such Events are fair and similar for all Athletes.

The Rules cannot provide for all eventualities, and it is up to the event Organising Committee (OC) and the appropriate Judges and Officials to make decisions in a sporting spirit, after consulting the FEI Driving Rules for direction.

Some FEI rules have been modified to suit Australian conditions. If issues arise which are not covered in the EA rules then the FEI rules apply.

The Driving Rules should also be read in conjunction with relevant EA policies and procedures as listed but not limited to;

- EA General Regulations
- EA National Horse Health, Safety and Welfare Policy
- EA Medication Control Program
- EA Hot Weather Policy
- EA National Disciplinary Procedures

EA subscribes to the FEI Code of Conduct for the Welfare of the Horse and strongly endorses the notion that at all times the welfare of the horse must be paramount. ~~EA wishes to remind all members and those involved in Equestrian Sport that any attempt to alter the normal sensation of the horse for performance enhancement will not be tolerated.~~

The rules are intended to standardise EA Driving Events (Competitor and Participant) as far as is possible, so that the conditions at such Events are fair and similar for all Athletes.

Where relevant, these rules also apply to all affiliate clubs conducting club or restricted activities in accordance with Articles 100 and 104 of the EA General Regulations.

In any unforeseen or exceptional circumstances, it is the duty of the appropriate official to decide based on common sense and fair play reflecting as closely as possible the intention of these rules and the rules of the FEI.

More information can be found on the Equestrian Australia website: -
<https://www.equestrian.org.au/horse-welfare>.

The **Equestrian Australia Driving Committee (EADC)** operates under the powers delegated to it by Section 2 of the EA Committee By-Law. This Committee reports to the EA Board.

It has the following responsibilities:

- a) to formulate the strategic direction of the sport of Driving in Australia and facilitate its implementation
- b) to advise and offer recommendations to the Board on national rules and policies for the sport of Driving (including Para and Disability Driving)
- c) to implement FEI policy and rules applicable to the sport as it sees appropriate and in conjunction with the National Driving Rules
- d) in conjunction with the National Education Guidelines, maintain, train and appoint adequate numbers of National Officials, who must be Members of EA
- e) to facilitate the development of the sport for all participants, from beginner and youth drivers to international level
- f) to support the development of skills aligned with the national and international direction of the sport
- g) taking a leadership role in development of safety within the sport in conjunction with the EA Safety Officer
- h) taking a leadership role in promoting and supporting horse welfare as per the FEI Code of Conduct for the Welfare of the Horse

2.0 Code of Conduct for the Welfare of the Horse

The following code has been developed by the FEI and adopted by the EA.

The FEI requires all those involved in international equestrian sport to adhere to the FEI Code of Conduct and to acknowledge and accept, that at all times the welfare of the Horse must be paramount. Welfare of the Horse must never be subordinated to competitive or commercial influences. The following points must be particularly adhered to:

General Welfare:

- a) Good Horse management - Stabling and feeding must be compatible with the best Horse management practices. Clean and good quality hay, feed and water must always be available.
- b) Training methods - Horses must only undergo training that matches their physical capabilities and level of maturity for their respective disciplines. They must not be subjected to methods which are abusive or cause fear.
- c) Farrier and tack - Foot care and shoeing must be of a high standard. Tack must be designed and fitted to avoid the risk of pain or injury.
- d) Transport - During transportation, Horses must be fully protected against injuries and other health risks. Vehicles must be safe, well ventilated, maintained to a high standard, disinfected regularly, and driven by competent personnel. Competent handlers must always be available to manage the Horses.
- e) Transit - All journeys must be planned carefully, and Horses allowed regular rest periods with access to food and water in line with current FEI guidelines.

Fitness to Compete:

- a) Fitness and competence - Participation in Competition must be restricted to fit Horses and Athletes of proven competence. Horses must be allowed suitable rest period between training and Competitions; additional rest periods should be allowed following travelling.
- b) Health status - No Horse deemed unfit to compete may compete or continue to compete; veterinary advice must be sought whenever there is any doubt.
- c) Doping and Medication - Any action or intent of doping and illicit use of medication constitute a serious welfare issue and will not be tolerated. After any veterinary treatment, sufficient time must be allowed for full recovery before Competition.
- d) Surgical procedures - Any surgical procedures that threaten a competing Horse's welfare or the safety of other Horses and/or Athletes must not be allowed.
- e) Pregnant/recently foaled mares - Mares must not compete after their fourth month of pregnancy or with foal at foot.
- f) Misuse of aids - Abuse of a horse using riding aids or artificial aids (e.g. whips, spurs, etc.) will not be tolerated.

Events must not prejudice Horse welfare:

- a) Competition areas - Horses must only be trained and compete on suitable and safe surfaces. All obstacles must be designed with the safety of the horse in mind.
- b) Ground surfaces - All ground surfaces on which horses walk, train or compete must be designed and maintained to reduce factors that could lead to injury.
- c) Extreme weather - Competitions must not take place in extreme weather conditions that may compromise welfare or safety of the Horse. Provision must be made for cooling conditions and equipment for Horses after competing.
- d) Stabling at Events - Stables must be safe, hygienic, comfortable, well ventilated and of sufficient size for the type and disposition of the Horse. Washing down water and drinking water must always be available.

Humane Treatment of Horses:

- a) Veterinary treatment - Veterinary expertise must always be available at an Event. If a Horse is injured or exhausted during a Competition, the Athlete must dismount, and a Veterinary evaluation must be performed.
- b) Referral centres - Wherever necessary, the Horse should be collected by ambulance and transported to the nearest relevant treatment centre for further assessment and therapy. Injured Horses must be given full supportive treatment before being transported.
- c) Competition injuries - The incidence of injuries sustained in Competition should be monitored. Ground surface conditions, frequency of Competitions and any other risk factors should be examined carefully to indicate ways to minimise injuries.
- d) Euthanasia - If injuries are sufficiently severe the Horse may need to be euthanized by a veterinarian as soon as possible on humane grounds and with the sole aim of minimising suffering.
- e) Retirement - Horses must be treated sympathetically and humanely when they retire from Competition.

Education:

The FEI urges all those involved in equestrian sport to attain the highest possible levels of education in areas of expertise relevant to the care and management of the Competition Horse.

This Code of Conduct for the Welfare of the Horse may be modified from time to time and the views of all are welcomed. Particular attention will be paid to new research findings and the FEI encourages further funding and support for welfare studies.

3.0 Acceptance of the Rules

- a) All members of EA shall accept and be bound by these rules.
- b) Making an entry for any EA Participant/Competitor Event constitutes implicit acceptance of these rules.
- c) Competitors/Participants are responsible for knowing and complying with these rules.
- d) It remains the full responsibility of the Athlete and Navigator/Backstepper to comply with the equipment and dress rules as outlined.
- e) Breach of the rules may entail elimination.
- f) EA Driving Rules apply from the time the Athlete and horse/s arrive on the grounds, on the designated day/s of the event.
- g) The integrity of the Sport EA Rules – Reporting and Complaints Process - <https://www.equestrian.org.au/content/report-concern>

4.0 Jurisdiction

The Chief Judge, with input from the Organising Committee, is ultimately responsible for the judging of the event and for settling all problems that may arise during its jurisdiction. This includes the duty and full authority at any time during the event to eliminate any horse that is lame, sick or exhausted and any Athlete that is unfit to continue. If a TD is appointed, they are responsible in consultation with the Chief Judge for settling any problems that may arise during the period of the event.

The Chief Judge may, at their sole discretion, ring the bell (in Dressage/Cones) or stop the Athlete (in Marathon) to eliminate a turnout whilst in competition, if this would be in the best interest of the wellbeing and/or safety of the horse and /or athlete. The decision to eliminate is final and not subject to appeal or protest.

5.0 Conflict of Interest

Officials must declare to the Organising Committee any conflict of interest before that committee confirms the judge's appointment. This would include information about family members, previous or current ownership of a horse, commercial interests, coaching, training, anticipated accommodation address during the event, recent protocol day presentations that Athletes may have attended, or where there is an employer/employee relationship.

Where an Official has provided instruction to an Athlete or trained a horse entered in the competition, within 14 days prior, they cannot be a judge at that competition.

Organising Committees must make the best decision. There is always the option of allowing an Athlete to take part Hors Concours (HC), that is, able to take part in the event but not be awarded a place in the class.

Refer to the [EA General Regulations](#) for more information.

6.0 Protests and Yellow Warning Cards

- 6.1 There is no Protest against decisions of the Judges and Officials, which are final and binding, including, but not limited to:
- a) Where the decision is based on a factual observation of performance or the awarding of marks for performance.
 - b) Whether an obstacle was knocked down; whether a horse was disobedient, whether a horse refused at an obstacle.
 - c) Whether an Athlete, Navigator/Backstepper or horse has fallen
 - d) The time taken for the round.
 - e) Whether the particular track followed by an Athlete caused them to incur a penalty.
 - f) The Elimination or Disqualification of a Horse for veterinary reasons.
 - g) The Elimination or Disqualification of an Athlete for medical reasons/fitness to compete.
 - h) The imposition of a Warning without additional sanctions or of a Yellow Warning Card.
- 6.2 A Yellow Warning Card may be issued by an EA Official for the offences including abuse of horse/s in any form, or incorrect behaviour towards event Officials or any other party connected with the event, or non-compliance with Driving Rules. Refer to [Annex 10](#).

The EA Official should deliver it personally to the Athlete/Person Responsible together with an explanation as to why it is being issued and the possible consequences of any further offences being committed.

In the case of athlete being under the age of 18 years, a Parent/Guardian must be present. An Athlete or Person Responsible receiving two Yellow Warning Cards within a 12 month period for the same offence will incur an automatic disqualification from competition for four months, from the date of the second offence. There will be no right of Appeal.

- 6.3 For lesser infringements, an EA Official may issue a Recorded Written Warning, please refer to [Annex 10](#)
- 6.4 More information on this is available in the [EA General Regulations](#)

7.0 Anti-Doping and Medication Control

Horses taking part in an EA competition must not be under the influence of prohibited medications. The FEI defines what a prohibited substance is in the FEI Veterinary Regulations. EA agrees and uses the same definition. Any doping or illicit use of medication constitutes a serious welfare issue and will not be tolerated.

Organising Committees work together with their EA State body to provide opportunities for medication control sampling (swabbing). Athletes should always conscientiously abide by the EA [Medication Control](#) policies so that where medication control does occur, it will never be an issue. Entry to any EA Participant/Competitor event implicitly implies that the Athlete is aware that medication control may take place.

Organising Committees must abide by the conditions of the [EA Medication Control Policy](#) as published on the EA website.

8.0 Risk Management and Medical Services

It is the responsibility of the Organising Committee and the Chief Judge to inspect the venue including the arenas to determine safety for Athletes and Horses to compete, prior to the start of the event.

At events with classes up to Drive-2, the Organising Committee must ensure that a person who has a current First Aid certificate including CPR and has completed EA training on the Concussion protocol is available on the grounds at all times during the event.

When an Athlete has an accident that results in a concussion or suspected concussion, the Athlete must be eliminated from that class and disqualified from the rest of the event, and the Concussion Protocol initiated. More information, including links to the mandatory reporting resources, is provided on the EA website under [Risk Management](#).

Where no Technical Delegate or EA Steward are appointed at an event, the Organising Committee must appoint a Welfare of the Horse and Safety Officer. This person is responsible for observing Welfare of the Horse under EA requirements and for reporting accidents or near miss incidents to the Organising Committee and Chief Judge for investigation.

9.0 Athlete and Navigator/Backstepper

9.1 Responsibility of the Athlete

For the purposes of these Rules, the Athlete is the driver. The Athlete must have achieved a level of competence to manage the horse/s safely and effectively they are driving, with harmony and consideration for their physical and psychological welfare. This is achieved through education, coaching, general driving experience and specific competition skills training.

Before an Athlete enters an event, they must be aware of the Rules for the event that they are entering including any Club, State, Grounds or Event Rules as set out on the program and entry form. Athletes must ensure their Navigator/Backstepper is competent and experienced for the task at hand.

9.2 Responsibility of the Navigator/Backstepper

For the purposes of these Rules, any other person on the carriage at any time is considered a Navigator/Backstepper.

The Navigator/Backstepper is an integral part of the competition unit. No Athlete can perform at their best without the input of a well-trained, experienced Navigator/Backstepper.

9.2.1 For Single Horse or Pony, and Pairs of Horses or Ponies, there must be always at least one Navigator/Backstepper on the carriage.

9.2.2 For a Pony or Horse Four-in-hand, there must always be at least two Navigator/Backstepper's on the carriage.

As for the Athlete, the Navigator/Backstepper must also have achieved the level of competence required to result in safe, harmonious event participation. Coaching and training of the Navigator/Backstepper is just as important as the coaching and training of the Athlete.

NOTE: Under the FEI Rules these are known as Grooms - Grooms on the carriage in either the Driven Dressage Test, the Cones Competition or the Marathon shall be considered as "Participating Support Personnel" but will be referred as Grooms within the FEI Rules. Refer [Annex 1](#).

9.3 Safety

9.3.1 In the event grounds, whenever the Horse(s) are fully harnessed or being harnessed to a carriage, Navigator/Backstepper (s) must at all times be in attendance and able to render assistance if needed.

9.3.2 Whenever Horses are driven, a Navigator/Backstepper must be on the carriage.

9.3.3 The Athlete may only dismount from the carriage when Navigator/Backstepper are at the Horses' heads, or the reins are given to another responsible person on the carriage.

9.3.4 On the event grounds, no passenger under the age of 14 may be on a carriage at any time.

9.3.5 No Horse may be led from a moving carriage.

9.3.6 Contravening the safety rules will result in a Yellow Warning Card being issued by the Chief Judge or the Chief-Steward. Subsequent offences at the same Event will be penalised by a second Yellow Warning Card or penalty up to Elimination, at the discretion of the Ground Jury.

9.3.7 Both the Athlete and the Navigator/Backstepper must be well-versed in what to do in an emergency as well as in general driving.

The following list is a guide and is not expected to cover every situation.

- a) Anyone grooming at the head of a horse for an Athlete must wherever possible stand directly in front of the horse, holding each side of the bit.
- b) While the carriage is at a standstill, the Athlete must wherever possible be in the driver's seat and the Navigator/Backstepper at the horse's head.
- c) Horses must never be tethered while harnessed to a carriage.

- d) The Athlete must be the first person on the carriage and seated before any Navigator/Backstepper steps on the carriage.
- e) Personnel on the carriage should be in a central position wherever possible. On a hill, they should keep their weight to the uphill side. On a fast turn, intended or not, they should keep their weight to the inside of the turn. This prevents rollovers as far as is possible.
- f) The Athlete must instruct the Navigator/Backstepper to go to the head of the horse as soon as a situation arises where this is the preferred option.
- g) The Navigator/Backstepper must never dismount from the carriage without the clear instruction of the Athlete.
- h) A Navigator/Backstepper must be adept at harnessing and unharnessing, putting to and taking from a carriage, to assist with broken/unfastened gear, instantly.
- i) Navigator/Backstepper, as well as the Athlete, must always be observant for horse distress or lameness, or gear and safety issues.

9.3.8 No person may be tied to the Carriage in any way during any phase of the competition. An Athlete may be secured by a rope, webbing or belt, provided one end is held by a navigator/backstepper and not wrapped or fastened to the carriage in any way. The lap belt may be attached to the carriage on one end with the other free end of the belt neither fastened to the carriage such as with tape, zip, tie, buckle or snap nor wrapped to the carriage by more than one single 360 degree loop which contains no overlap, half hitch, or other means of knotting to secure the loop. Additionally, the free end of the belt can only be held by the navigator/backstepper.

9.3.9

a) A body protector (as per EA standards) is compulsory for anyone on the carriage under the

age of 18 years.

b) Body protectors for all competition levels are encouraged for those 18 and over, on a carriage.

c) Where an Air vest is used it must be worn over the top of a body protector unless they are hybrid.

d) Body protectors are compulsory for competing in Marathon obstacles. Note: It is also highly recommended that a body protector be worn when Athletes are training in obstacles.

e) A body protector manufactured after 2009 and labelled as complying to one of the following standards is mandatory:

• EN13158:2009 Level 3

• BETA 2009 Level 3

• EN13158:2018 Level 3

• BETA 2018 Level 3

• An accredited Level TWO body protector of any standards listed above, but ONLY WHERE IT IS DESIGNED SPECIFICALLY FOR CARRIAGE DRIVERS and labelled as such.

e) Back protectors are not considered body protectors.

9.4 Age of Athletes and Navigator/Backstepper

9.4.1 Age of driver or backstepper is determined from the beginning of the calendar year in which the member reaches the designated age and until the end of that same year.

9.4.2 Summary of Driving Classes – Ages of Athlete/Navigator/Backstepper

Driving Classes	Minimum Driving Age	Minimum Age Navigator/Backstepper	Comments
Pony Single	10yrs	18yrs for Driver under 18yrs 14yrs for Drivers 18yrs and over	Navigator/Backstepper must be a competent adult for Driver 16yrs and under
Pony Pairs	14yrs	18yrs for Driver under 18yrs 14yrs for Drivers 18yrs and over	As above
Pony Four-in-hand	14yrs	18yrs for Driver under 18yrs 14yrs for Drivers 18yrs and over	As above
Horse Single	12yrs	18yrs for Driver under 18yrs 14yrs for Drivers 18yrs and over	As above

Horse Pairs	16yrs	18yrs for Driver under 18yrs 14yrs for Drivers 18yrs and over	As above
Horse Four-in Hand	18yrs	14yrs	

10.0 Membership

10.1 Participant Classes - Drive-1 and Drive-2

- a) Participant class entries may be accepted from current EA Participant or Competitor members.
- b) All Navigators/Backsteppers taking part in EA Participant classes must be Participant or Competitor members.

10.2 Competitor Classes - Drive-1 and Drive-2

- a) Entries for EA Competitor classes may be accepted from current EA Competitor members only.
- b) All Navigators/Backsteppers must be EA Participant or Competitor members in all EA Competitor classes.

11.0 Foreign Athletes

Foreign athletes must submit to EA a current licence issued by their own National Federation (NF), to be issued with a guest licence by the EA before competing in any EA Events. The guest licence number must accompany entries. Foreign athletes who are resident in Australia must become members of EA whilst competing at EA events in Australia. Please refer to the EA National office.

12.0 Dress

12.1 Drive-1 and Drive-2 Classes

- a) Dress for all on the carriage should be neat, tidy, sun-safe, and should conform to the style of the carriage and harness used.
- b) Shorts are not acceptable for anyone on the carriage.
- c) Jackets are not compulsory, especially in hot and humid weather.
- d) EA accredited helmets are compulsory for all on the carriage, at any time. Helmets are to be EA tagged from 1 July 2022. Refer [Annex 9](#)
- ~~e) A body protector (as per EA standards) is compulsory for anyone on the carriage under the age of 18 years.~~
- ~~f) Body protectors for all competition levels are encouraged for those 18 and over, on a carriage.~~
- ~~g) If a competitor wishes to wear an air vest it must be worn over the top of a body protector and not on its own, where a body protector is compulsory. Body protectors are compulsory for Marathon. A body protector manufactured after 2009 and labelled as complying to one of the following standards is mandatory:
 - ~~• EN13158:2009 Level 3~~
 - ~~• BETA 2009 Level 3~~
 - ~~• EN13158:2018 Level 3~~
 - ~~• BETA 2018 Level 3~~
 - ~~• An accredited Level TWO body protector of any standards listed above, but ONLY WHERE IT IS DESIGNED SPECIFICALLY FOR CARRIAGE DRIVERS and labelled as such.~~~~
- ~~h)e)~~ Aprons are optional for Drive-1 and Drive-2.
- ~~i)f)~~ Gloves should be worn by everyone on the carriage. Failure of the Athlete and/or the Navigator/Backstepper/s to wear gloves will result in deductions.

- ~~h)~~ There must be a whip on the carriage, but there is no deduction for not using it in Drive-1 and Drive-2 classes. Failure to have a whip on the carriage will incur a penalty.

13.0 Horses

13.1 Age of Horse/s

- a) The age of the Driving horse is determined by its natural birthday.
- b) To enter a Drive-1 class, horses/ponies must be aged 4 years or over
- c) To enter a Drive-2 class, horses/ponies must be aged 5 years or over

13.2 Height of Horse/s

- a) Single Driving horses must not be less than 120cms without shoes, or 121cms with shoes.
- b) Driving horses in Pairs and Four-in-hand may not be less than 108 cm without shoes, or 109 cm with shoes.
- c) Registered ponies must comply with the Equestrian Australia Measuring Rules. To enter Competitor classes, a current Measuring Certificate is to be sighted (electronic copy) at entry or the height is to be recorded prior to competing at the event. Ponies 8 years and over may be eligible for a Life Measurement Certificate. Refer to Rule 13 in the EA Measuring Rules. A pony without a current EA Measuring Certificate may be questioned by any Judge or Club Official and served with a "Request to Measure", with a notation provided to the State Branch. NOTE: Current [EA Measuring Rules](#) apply.

13.3 Horse Registration

13.3.1 Base Registration

Base Registration is encouraged but not compulsory for EA Participant classes. Please refer to your State branch for Base Registration information.

13.3.2 Full Registration

Horses and ponies must be registered with EA to enter any Competitor Class. Registration is a means of identification, to establish ownership for competition purposes and if need be, proof of identification, necessary for results tracking, and a measure of biosecurity. Please refer to your State branch for Full Horse Registration information.

- 13.3.3 All horses, whether driven in a single or in a pair or four-in-hand, must be registered with EA for Competitor classes.

13.4 Event Identification Numbers

- 13.4.1 Each combination of Athlete and horse/s must be assigned an Event Identification Number for the event by the Organising Committee. For ease of identification from a distance, this number should be at least 20cm x 15cm and be displayed prominently on the carriage for the entirety of the event. The number must be displayed on any carriage used during the Competitions whilst on the grounds and must be retained throughout the event, i.e. (12)
- 13.4.2 Horses must be issued with a letter from A to F which follows the Athlete's Event Identification Number. This identification must be attached to the left side of the Horse (Pairs and Fours should have them, visible, on the outside when in harness) at all times within the event grounds, when it is outside its stable. (i.e., 12A,12B,12C,12D, numerals

should be at least 4cm in height) The event identification number is different from horse's EA Registration number.

- 13.4.3 Failure to correctly wear Event Identification Numbers will incur an initial verbal warning, followed by a Yellow Warning Card for any further non-compliance.

13.5 Stallion Rules

- a) The EA Stallion Safe Practices [Policy](#) can be found via the link.
- b) Stallions are not permitted to be driven by Athletes under 18 years of age.
- c) Green stallion identification discs or number holders as issued by EA must be worn by stallions at all times at an EA event. They must be clearly displayed on both sides of the stallion's head (attached to the bridle or halter) or both sides of the saddle, as per EA Regulations.
- d) Horse Identification numbers must be worn in addition to stallion discs, either as the EA issued green bridle identification number holder or the green EA issued stallion disc identification plus horse ID number.

14.0 Welfare of the Horse

It is the responsibility of everyone to uphold horse welfare standards and to report to the OC/Chief Judge any instance which may be considered a welfare issue, but especially stewards and other judges.

Horses exercising and competing in hot environmental conditions can be affected by heat stress. When environmental heat conditions are adverse, exercising horses require appropriate cooling measures to safeguard their welfare. The primary responsibility for the welfare of horses competing and exercising during hot weather lies with the rider of the horse. Riders must always take action to prevent, manage and treat heat stress in their horses. Event organisers are responsible for providing adequate facilities and information that riders need to safeguard the welfare of horses. Access to ice and cooling water during competition is a compulsory requirement that arises under certain environmental conditions. Organising Committees are to refer to the [EA Hot Weather Policy](#)

14.1 Abuse of Horse

Abuse of the horse means an action or omission that causes or is likely to cause pain or unnecessary discomfort to a Horse including, but not limited to:

- a) Pressing of exhausted horses
- b) Excessive use of a whip
- c) Use of an unacceptably severe, badly fitting, broken, or damaged bit
- d) Badly fitting harness which might cause distress to the horse
- e) Use of a carriage which might cause injury to the horse
- f) Horses subjected to overheating risk
- g) Driving an obviously under- or over-weight equine
- h) Asking the horse to perform with too heavy a load

Acts deemed as Abuse of Horse will result in the imposition by the Chief Judge of any or a combination of the following penalties:

- a) Yellow Warning card
- b) Elimination from a class

- c) Disqualification from the Event

14.2 Lameness

If the Chief Judge observes a case of marked lameness, they must Disqualify the Horse and Eliminate the Athlete. There can be no appeal against this decision.

A horse may be deemed lame by the Chief Judge in the Dressage or the Cones phase of a Dressage and Cones class, or in a Challenge Test class.

If the Athlete considers the decision by the Chief Judge incorrect, they may engage a veterinarian to provide a written report which will be considered by the Organising Committee and the Chief Judge.

14.3 Blood

If the Chief Judge sights fresh blood anywhere on the horse during the test, they will stop the horse to check.

- a) if the horse shows fresh blood, it will be eliminated. The elimination is final. If the Judge clarifies through examination that the horse shows no fresh blood, the test may resume.
- b) the sighting of any fresh blood on the horse at the gear check prior to or during the test will entail elimination. There is no appeal against this decision.

The sighting of any fresh blood on the horse at Gear Check/Warm Up prior to a class will be reported to the Chief Judge. Where a horse displays fresh blood in the warmup for a class or in the class, the Chief Judge must give an Athlete the opportunity to retire from that class. If the Athlete does not take the opportunity to retire, the Chief Judge must eliminate the Athlete from that class.

The horse can be re-presented for other classes on the day if the Chief Judge decides that the blood was due to a new and a minor injury. The horse can be re-presented for the Cones course phase of a Dressage and Cones class, if there is no blood displayed at that point. However, the Athlete will complete the Cones Course HC (i.e., not to be placed in the awards, and the course will be for experience only).

14.4 Fall of Horse

A horse is considered to have fallen when their shoulders and/or quarters have touched the ground, or an obstacle and the ground.

Where a horse has fallen, the Chief Judge must give the Athlete the opportunity to retire. If the Athlete chooses not to retire, the horse must be eliminated from that class.

After a horse fall, the horse must be declared fit to compete by a veterinarian, engaged by the Athlete, if the Athlete chooses to continue to take part in classes on that day.

15.0 Carriages

15.1 Carriages – Dressage/Cones

Class	Challenge Test	Dressage	Cones	Type
Participant/Competitor	2 or 4 wheels	2 or 4 wheels	2 or 4 wheels	Dressage or Marathon

Category	Wheels
Pony Single	2/4
Pony Pair	4
Pony Four in Hand	4
Horse Single	2/4
Horse Pair	4
Horse Four in Hand	4

15.2 Carriages - General

- 15.2.1 In all Classes, if the carriage has no brakes, breeching is compulsory, except for the leaders in a four-in-hand. Failure to comply will result in Elimination. In Single Horse and Single Pony classes, breeching is compulsory.
- 15.2.2 No part of a carriage may be wider than the outside track width, with the exception of hub caps, mud guards and the Splinter Bar for carriages used in Dressage and Cones.
- 15.2.3 The track width of all carriages is measured at ground level on the widest part of the rear wheels.
- 15.2.4 Athletes whose carriages do not conform to the required weights or measurements will be eliminated from the relevant competition but may still complete HC.
- 15.2.5 Singles shafts must have either effective tug stops or looped shaft ends.
- 15.2.6 The seat on two-wheeled vehicles must be able to be effectively adjusted to balance the vehicle for the horse being driven.
- 15.2.7 The carriage must have effective suspension springs or air bags.
- 15.2.8 The driver seat position must allow the reins, when held with contact with the horse's bit, to be clear of the horse's rump.
- 15.2.9 Lamps and reflectors are optional.
- 15.2.10 Pneumatic or air-filled tyres, iron or solid rubber tyres are permitted. Car tyres are not permitted.
- 15.2.11 Breeching staples on the shafts are compulsory on all singles carriages.

- 15.2.12 A whip must be on all carriages, but there is no penalty for putting this down, in any Drive-1 or Drive-2 class.

The Driving whip is entirely different from the use of a whip when riding, as the whip aid effectively replaces the leg aid. The use of the whip should be subtle and for the most part, soundless or almost soundless, as the horse receives the messages the Driver is delivering. The use of the whip in this manner will never leave a mark on the horse. Using the whip in any other way will incur (a penalty or written warning).

15.3 Total Weight of Carriage and Occupants

- 15.3.1 The total weight of the carriage and all occupants must not weigh more than 1.5 times the weight of the horse/s, on a good surface.
- 15.3.2 On a sand surface, the weight of the carriage and occupants should not weigh more than the horse/s.
- 15.3.3 This 1:1.5 ratio may need to be reduced to the 1:1 ratio based on horse fitness and/or weather conditions, as well as the surface conditions.

15.4 Width of Carriages

Category	Min Width
Pony Single	138 cm
Pony Pair	138cm
Pony Four in Hand	138 cm
Horse Single	138 cm
Horse Pair	148 cm
Horse Four in Hand	158 cm

- 15.4.1 The track width is measured at ground level on the widest part of the rear wheels.
- 15.4.2 Athletes whose carriages do not comply must change their entries to HC (engaged in the contest but not competing for a prize). Minimum width of carriages entered HC must be 125cm, for safety.
- 15.4.3 All carriages must be measured before the athlete enters the arena (Dressage, Cones and Challenge tests).

16.0 Harness

- 16.1 Breeching is compulsory for ALL singles turnouts as well as on any carriage that has no brakes. Failure to comply will result in elimination.
- 16.2 A sliding back-band must be used on a horse that competes in a two-wheeled carriage, or a four-wheeled carriage that is fitted with fixed shafts (U-shaft arrangement).
- 16.3 Harness with a full collar is compulsory for use with a carriage with fixed harnessing positions, e.g., roller bolts or hooks on shafts (e.g. carriages without a swingle bar arrangement).

- 16.4 Horses may be driven in either an open bridle or a blinker bridle with correctly fitted, effective blinkers/winkers. Blinkers/winkers, if used, and ancillary equipment must not impede forward vision or be so close to the eyes as to irritate them. Compression hoods with/without blinkers/winkers are not allowed.



- 16.5 Bits are compulsory for all horses in EA Driving events. For description of permitted and not permitted bits and accessories, please refer to the FEI Guidelines on [Tack and Equipment](#).
- 16.6 Bits do not have to be the same on horses in pairs or four-in-hand.
- 16.7 Auxiliary reins (including any type of check reins or second reins) are not permitted when in harness.
- 16.8 Terrets on the breast collar or collar (if used) must not apply leverage to the reins when the horse is in a reasonable performance frame.
- 16.9 Overcheck, bearing reins, standing or running martingales, or draw reins are not allowed at any time at an EA event while driving.
- 16.10 Bandages and brushing boots are permitted in dressage, but penalties are incurred. They are permitted in Challenge Tests and in Cones Courses, without penalty. A Veterinarian, Steward, Judge or Organising Committee member may ask for the bandages or boots to be removed so that the horse can be inspected for horse welfare immediately after the Athlete leaves the arena. In the Dressage phase of a CAN competition bandages and brushing boots are not permitted. Failure to comply will result in 10 penalty points. (as per FEI Art 940.2.1).
- 16.11 All bitless bridles and hackamores (even combined with any kind of bits) are not permitted when the Horse is harnessed to a carriage
- 16.12 Advertising on carriages – Refer to the FEI rules – Art 941

16.13 Any nosebands, attachments or ancillary equipment which impede or are likely to impede the free intake of air into the nostrils of the Horse are not permitted.

16.14 Effective 1 May 2025, the following provisions apply regarding the Noseband Tightness:
The noseband must be adjusted with sufficient laxity, as determined by an EA (FEI) approved Measuring Device. The rule applies to all types of nosebands. The detailed protocol for measuring the tightness of noseband(s) is provided for in the (Discipline specific) Noseband Tightness Measuring Protocol(s). Excessively tightened noseband(s), as determined by an EA (FEI) approved Measuring Device, shall incur the following consequences:

*Pre-Competition: The Horse and the Athlete combination is not allowed to start unless the noseband is re-adjusted to allow enough laxity.

*During the Competition: The Horse and Athlete combination is eliminated from the Competition in question, and the Athlete is issued with a Yellow Warning Card.

17.0 Competition

17.1 Overview of EA Competition Structure

Level	Format	Rules	Qualification	Membership (Athlete/Backstepper/Horse)
EA Drive-1	Drive-1 Dressage & Cones classes OR Drive-1 Challenge Test Classes	EA Driving Rules	Athletes and/or horses do not need to have specific competition performance qualifications to take part in any EA Participant or Competitor classes, at either Drive-1 or Drive-2. Stepping up or down in these levels is at the Athlete's discretion.	Athlete EA <u>Participant</u> class entries may be accepted from current EA Participant or Competitor members. EA <u>Competitor</u> classes entries may be accepted from current EA Competitor members only. Navigator/Backstepper All Navigators/Backsteppers must be EA Participant or Competitor members in all EA Participant or Competitor classes. Horse Base Registration is encouraged, but not compulsory for EA <u>Participant</u> Classes. Horses and ponies must be registered with EA to enter any <u>Competitor</u> Classes
EA Drive-2	Drive-2 Dressage & Cones classes OR Drive-2 Challenge Test Classes	EA Driving Rules		

Level	Format	Rules	Qualification	Membership (Athlete/Backstepper/Horse)
EA CAN 1*	<u>FEI Formats</u> Day 1: Dressage Day 2: Cones OR Day 1: Dressage or Cones Day 2: Combined Marathon or Cones OR Day 1: Dressage & Cones OR Day 1: Combined Marathon	<u>FEI 1* Rules</u> with EA modifications as per Article 22.0 of the EA Driving Rules	In order to compete in an EA CAN1* event, an Athlete and Pony/Horse/s combination must have successfully: Completed an FEI CAI1* OR Completed an EA CAN1* event or higher, with a Dressage score of at least 60%, OR Completed TWO Competitor Drive-2 classes (either Dressage and Cones, or Challenge tests), and have achieved at least 60% in each. One HC score may be counted in this. The two classes need to be either at different events, or at least have different judges, OR Applied to the EA National office for consideration of an equivalent performance record, and this has been accepted.	Athlete EA Competitor membership Horse/s EA Full registration Backstepper/Navigator At least EA Participant Membership
EA CAN 2*	<u>FEI Formats</u> Day 1: Dressage Day 2: Marathon Day 3: Cones OR Day 1: Dressage Day 2: Cones Day 3: Marathon OR Day 1: Dressage & Cones Day 2: Marathon OR Day 1: Combined Marathon Day 2: Combined Marathon	<u>FEI 2* Rules</u> with EA modifications as per Article 22.0 of the EA Driving Rules	In order to compete in an EA CAN2* event, an Athlete must: Be a current FEI 2* Driver, OR Have successfully completed two FEI CAI1* events, OR Have successfully completed TWO EA CAN1* events and have achieved at least 60% in the Dressage phase of each; OR Have applied to the EA National office for consideration of an equivalent performance record, and this has been accepted.	Athlete EA Competitor membership Horses EA Full Registration Backstepper/Navigator At least EA Participant membership

Level	Format	Rules	Qualification	Membership (Athlete/Backstepper/Horse)
FEI 1*	<u>FEI Formats</u>		In order for an Athlete to apply for FEI Athlete's registration as a Driver through the EA National office, the same criteria apply as for an EA CAN, that is, the Athlete and the horse/s need to have completed two Drive-2 classes (maximum one HC) with a Dressage score of at least 60%, or equivalent, as assessed by the EA National Office, after application.	
	Day 1: Dressage			
	Day 2: Cones			
	OR			
	Day 1: Dressage or Cones			Athlete
	Day 2: Combined Marathon or Cones			EA Competitor membership & FEI Athlete Registration
	OR			
	Day 1: Dressage & Cones	FEI 1* Rules	- The criteria to be met pertains to the Athlete and Horse/s combination, not just the Athlete. In the case of Singles, the designated horse with the same Athlete must have attained the two qualifying scores.	Horse
	OR		- In the case of Pairs, at least one of the pair, with the same Athlete, must have attained the two qualifying scores.	FEI Horse Registration (National Passport)
	Day 1:		- In the case of Four-in-Hand, at least two of the four, with the same Athlete, must have attained the two qualifying scores	Backstepper/Navigator
	Combined Marathon			At least EA Participant membership

NOTE: For further information regarding FEI competition and requirements please refer to the FEI Rules.

17.2 EA Levels of Competition

17.2.1 Drive-1 is the entry level for EA Driving events. Once an Athlete and horse/s are ready for a performance start, they would enter either a Participant or Competitor event at Drive-1.

17.2.2 Drive-2 is the next step up from Drive-1 for EA Driving events. After an Athlete and horse/s can successfully complete a Drive-1 class, they may choose to have a Drive-2 start. There are no qualifying criteria to jump from Drive-1 to Drive-2. An Athlete may choose to go back and forth between the levels during a horse's training.

- 17.2.3 EA CAN1* is a higher-skills level two-phase competition, with the two phases chosen from Dressage, Cones and Combined Marathon (a short course of two marathon obstacles and ten cones pairs), using predominantly [FEI Driving Rules](#).
- 17.2.4 EA CAN2* is most commonly a three-phase competition held over two days (Dressage, Marathon and Cones), of a higher skills level than an EA CAN1*, as described under [FEI Driving Rules](#).

17.3 EA Competition Format

17.3.1 There are two formats of EA Drive-1 and Drive-2 classes:

- a) Dressage and Cones classes, where the Athlete must complete a Driving Dressage test, and then, later in the competition, complete a Cones course, resulting in a final score.
- b) Challenge Test classes, where the Athlete must complete a shortened Dressage test followed immediately by a series of cones IN THE SAME arena, resulting in a final percentage.

17.3.2 EA Challenge Tests

EA Challenge Tests have been designed to enable an Organising Committee to hold Participant and Competitor classes in a manner that does not require a lot of resources.

The Challenge Test consists of a Dressage component and a Cones component completed at the same time in the same arena.

Drive-1 Challenge tests have seven cone obstacles and Drive-2 has eight cone obstacles. The layout of the arena forms part of the Challenge test score sheet. These are available on the EA website, under [‘Driving Tests’](#)

The rules for the Challenge Test Dressage and Cones components are the same as for the Dressage and Cones phases set out in previous chapters. The penalties are as per the summary at the end of this section. The cones course of a Challenge test is not timed and therefore there are no penalties regarding time.

Driving a Challenge test follows the same format as driving the Dressage test, which is set out in the Dressage section of this Rule Book. Where there is ONE judge officiating in Challenge tests, that judge will officiate from the ‘B’ position.

Where there are TWO judges officiating in Challenge tests, they are seated at B and C. The Chief Judge is at ‘B’.

Two judges are required for Competitor classes. Only one judge is required for Participant classes.

Scoring the Challenge Test is set out on the Challenge test scoresheet. The final percentage is the score. The Athlete with the highest percentage takes first place.

17.3.3 The formats of the EA CAN1* and EA CAN2* [events-competitions](#) are described more fully in the FEI Rule book.

- a) The EA CAN1* event can be Dressage and Cones, at a more technical level than Drive-2.

- b) The EA CAN1* may have a Combined Marathon phase. The format to be run must be specified by the Organising Committee in the Schedule. Athletes must have completed the qualifying criteria to be able to enter this level of competition.
- c) In the EA CAN2* most common format, an Athlete must complete Dressage, Marathon and Cones, over two days. Athletes must have completed the qualifying criteria to be able to enter this level of competition.

17.3.4 Officials to be appointed at EA Driving Events

Officials to be appointed at EA Driving Events				
Class Type	Judge	Course Designer	Technical Delegate	Steward
EA Drive-1 Participant Level - EA Drive-1 Challenge Tests &/or EA Drive-1 Dressage Tests only	Any EA accredited Dressage Judge G Level or higher EA Driving Judge Level 1 or higher	N/A	N/A	N/A
Up to EA Drive-1 and 2 Competitor Level - EA Drive-1 & 2 Challenge Tests &/or EA Drive-1 & 2 Dressage & Cones Tests	EA Level 1 - 1 x L1 Judge for participant classes - 2 x L1 judges for competitor classes	Level 1 Preferable (See note below)	Level 1 Preferable (See note below)	N/A
Up to EA CAN 1*	EA Level 2 (2 judges required) - Events can be run with 1 x L2 judge and 1 x L1 judge if required, however where possible 2 x L2 judges are preferred	At least Level 1 (Level 2 preferable)	At least Level 1 (Level 2 preferable)	EA Steward(s) Required
Up to EA CAN 2*	EA Level 3 (2 judges required) - Events can be run with 1 x L3 judge and 1 x L2 judge if required, however where possible 2 x L3 judges are preferred	At least Level 2 (Level 3 preferable)	At least Level 1 (Level 2 preferable)	EA Steward(s) Required

NOTE: Organising Committees may use predesigned Cones Course from the EA website. If so, they should consult with a CD to ensure that the course is constructed correctly. Please refer to the EA website for course patterns.

17.4 EA Classes – Separation for Awards

In EA Drive-1 or Drive-2 any of the classes listed below may be separated for the purpose of awarding prizes for individual class categories.

Separation of classes is at the discretion of the Organising Committee aside from the Overall class awards. i.e. Horse or Pony, Age of Athlete etc.

NOTE: There is no requirement for the classes to be separated, besides into Participant and Competitor, for each level.

For example, the results for the Drive-1 Participant Challenge Class at an EA event may look like this:

Horse	Athlete	Score	Place Overall	Singles	Pairs	Four-in-hand	Pony	Horse	Junior Driver
Sunrise	A Smith	67.05%	1 st	1 st			1st		1st
Ajax/BJ/Specialty/Bobby	B Jones	65.60%	2 nd			1st		1st	
Poppet/Boss Lady	C Scott	65.55%	3 rd		1st			2nd	
Poppet/Swift	C Scott	62.10%	4 th		2nd			3rd	
Specialty	B Jones	59.65%	5 th	2 nd				4th	

17.5 Athlete and Horse Combination Qualification

17.5.1 Athlete and Horse qualification criteria for EA classes (Drive-1, Drive-2 and EA CAN's). Athletes and/or horses do not need to have specific competition performance qualifications to take part in any EA Participant or Competitor classes, at either Drive-1 or Drive-2. Stepping up or down in these levels is at the Athlete's discretion.

17.5.2 In order to compete in an EA CAN1* event, an Athlete and Pony/Horse/s combination must have successfully:

- Completed an FEI CAI1*, OR
- Completed an EA CAN1* event or higher, with a Dressage score of at least 60% (64 penalties), OR
- Completed TWO Competitor Drive-2 classes (either Dressage and Cones, or Challenge tests), and have achieved at least 60% (64 penalties) in a Dressage test or 65% in a Challenge test. One HC score may be counted in this. The two classes need to be either at different events, or at least have different judges, OR
- Successfully completed a FEI World Challenge or FEI Youth Cup event.
- Applied to the EA National office for consideration of an equivalent performance record, and this has been accepted.

17.5.3 In order to compete in an EA CAN2* event, an Athlete must:

- Be a current FEI 2* Driver, OR
- Have successfully completed two FEI CAI1* events, OR
- Have successfully completed TWO EA CAN1* events and have achieved at least 60% (64 penalties) in the Dressage phase of each; or
- Successfully completed a FEI World Challenge or FEI Youth Cup event
- Have applied to the EA National office for consideration of an equivalent performance record, and this has been accepted

17.5.4 Australian Competitors Overseas

For an Athlete to apply for FEI Athlete's registration as a Driver through the National Office, the same criteria apply as for rules 17.5.2 and 17.5.3.

To gain support from EA to compete in competitions overseas, combinations are required to produce proof of results gained from EA National Competitor level competitions. Results gained in competitions of other Driving Organisations in Australia or Overseas must be comparable to the requirements for EA National or FEI level events. The NSP will review applications in line with relevant FEI welfare, anti-doping and safety policies.

Results must be current i.e. within 2 yrs of making an application to Equestrian Australia.

- a) The criteria to be met pertains to the Athlete and Horse/s combination, not just the Athlete. In the case of Singles, the designated horse with the same Athlete must have attained the two qualifying scores.
- b) In the case of Pairs, at least one of the pair, with the same Athlete, must have attained the two qualifying scores.
- c) In the case of Four-in-Hand, at least two of the four, with the same Athlete, must have attained the two qualifying scores.

17.6 Entries

17.6.1 Athletes entering a Singles class must use their entered horse.

17.6.2 Athletes entering a Pairs class may list three (3) horses on their entry form and may start each phase with any two of their three (3) declared entries.

17.6.3 Athletes entering a Four-in-hand class may list five (5) horses on their entry form and may start each phase with any four (4) of their five (5) declared entries.

17.6.4 The Organising Committee must be notified before the start of classes which horses will be used.

17.6.5 Substitution of horses after the closing date may be allowed at the discretion of the Organising Committee.

17.7 General Conditions of Entry - Horses

17.7.1 Any horse may only complete three phases in any one day, for horse welfare. A Challenge test is one phase. A Dressage and Cones Class is two phases. For example, a horse may be entered in a maximum of a Challenge test class and a Dressage and Cones class, or three Challenge test classes on the same day.

This three-phase rule per day applies to any horse, be they in a Single, Pairs or Four-in-Hand, or a combination.

17.8 Number of Starts for Athletes

Athletes may enter as many classes on any one day as the Organising Committee sees fit to allow. If the Organising Committee sets a maximum, this number must be stated in the schedule for the event.

17.9 One Horse, Two Athletes

Each individual horse may be entered by two Athletes for the duration of the event. Only the Athletes who have entered the horse may drive that horse in the warm-up and in classes. The Athletes or another EA member may lunge, long-rein or ride the horse on the grounds, for exercise. Another EA member may also drive the horse/s at a walk with carriage on a long rein preceding the warmup, or as a cool-down, or when both Athletes are otherwise occupied, and are not available to sit in the driver's seat.

For safety, a competent driver who is at least an EA Participant member, needs to be in the driver's seat once the horse is harnessed to the carriage. The correct number of Backsteppers/Navigators with at least EA Participant membership must be on the carriage at all times when the carriage is moving.

17.10 Athletes Also Acting as Navigator/Backsteppers

An Athlete may act as a Navigator/Backstepper for another Athlete. A Navigator/Backstepper may act for more than one Athlete. The Organising Committee should set these limits (or state that there are none), and this information should be stated in the schedule for the event.

17.11 Starting Order

A draw will be provided to Athletes by the Organising Committee at least three days ahead of the event.

Horses should have at least a 60-minute break between phases and classes, wherever possible. The Organising Committee and the Athlete should discuss if this time limit is not practical and reach an amicable decision.

The Organising Committee (in consultation with a TD if appointed) has the final say on all decisions relating to the starting order.

If an Athlete has two turnouts entered in the competition there needs to be a minimum of 50 minutes allowed in the draw between starting times for each turnout to allow for a suitable period for the Athlete to warm up the horse.

18.0 Dressage Phase

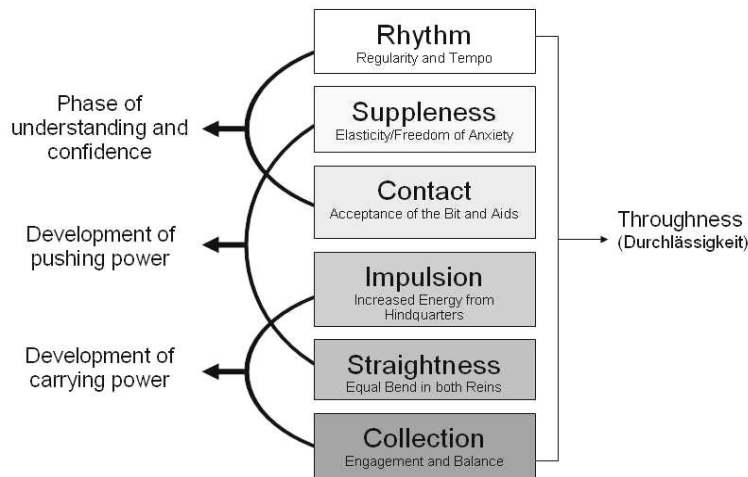
18.1 Dressage Test

The objective of the Driving Dressage Test is to judge the freedom, regularity of paces, harmony, impulsion, suppleness, lightness, ease of movement and correct bending of the Horses on the move. Athletes will also be judged on style, accuracy, and general control of their Horses, as well as on their dress, condition of their harness and carriage and the presentation of their whole turnout.

The Dressage test is one phase of the Dressage and Cones Competition and is never judged as a single phase. The Cones course always follows the Dressage test, later in the competition.

There are two levels of Dressage tests used in EA Participant and Competitor events, Drive-1 (the lower level) and Drive-2 (the higher level). The Dressage Tests can be located on the EA website under [‘Driving Tests’](#).

18.2 FEI Training Scale



The FEI Training Scale is the most important guideline for coaches, trainers and Athletes for developing correctly trained Driving horses. It consists of 6 parts, or building blocks, that must be taken in conjunction with each other.

18.2.1 The 6 parts are outlined below:

- a) **Rhythm** – the regularity, evenness and tempo with which the horse puts their feet to the ground.
- b) **Suppleness** - Suppleness and relaxation. The complete absence of tension and is an essential aim of the preliminary training phase. Relaxation is meant in both the mental and physical sense.
- c) **Contact** – the connection through the reins between the Athlete’s hands and the horse’s mouth. It should be soft and steady at all times.
- d) **Impulsion** – the willingness of the horse to go forward, energetically at all times and to respond quickly and evenly to changes of pace. The horse must remain in balance while maintaining the same tempo with strides of equal size.
- e) **Straightness** – carrying the head, neck and body in a straight line with the weight evenly divided among the legs. On curved lines, the hindlegs need to follow the footprints of the fore feet (no escaping or swinging out).
- f) **Collection** – To enable a horse to be collected correctly, all the former criteria must be fulfilled. The aim of collection is to improve the balance and equilibrium of the horse, and to develop and increase the horse’s ability to lower and engage the quarters for the benefit of the lightness and mobility of the forehand. If the carrying capacity of the hindquarters is sufficiently developed, the horse is then in a position to move in balance and self-carriage.

Correct training of a Driving horse and Athlete results in correct, well-shaped figures and lines, with accurate transitions. Precision develops from a soft, supple, balanced, responsive horse in good rhythm.

18.3 Definition of Paces and Movements

18.3.1 This section details the paces and movements required in the dressage test.

- a) **Halt** -The horse must stand square, straight and motionless, remaining on the bit.

- b) **Walk** -With a regular four-beat movement, the horse, remaining in a light contact and with a soft, supple back and neck, walks energetically forward, with even and determined strides with the hind feet touching the ground in front of the footprints of the fore feet.
- c) **Free Walk** - Same definition as for the walk, but in addition, gaining ground as much as possible, clearly lengthening the frame and stretching forwards and downwards.
- d) **Working Trot** - A forward, active regular trot, with the horse on the bit, carrying themselves in balance and rhythm with even, elastic steps, good hock action and activity. The steps of the hind feet should at least be touching the ground in the footprints of the fore feet.
- e) **Lengthened Strides** – This is a variation between the working trot and medium trot, showing a clearly defined difference in the length of stride and outline of the horse while maintaining the tempo and balance.
- f) **Transitions** - Changes of pace should always be made smoothly and responsively with the horse remaining in balance and on the bit. A transition should be completed as the nose of the horse arrives at the prescribed marker, unless otherwise stated.
- g) **Stretching the frame** - Letting the horse take the reins, stretching long and low – forwards and downwards at least to the point of the shoulder over the back while keeping the same rhythm and impulsion. The Athlete should keep the reins without losing the contact and bring the horse back to the preceding elevation after the stretching has been shown.
- h) **Rein back** - The horse should walk backwards in a straight line, with the legs being lifted and set down in diagonal pairs. The horse should remain on the bit, straight and not evade or resist the contact, the poll should remain the highest point. Transition to the next movement should be immediate and smooth.
- i) **Change of Pace and Movement** - Changes of pace and movement are made when the horses' head(s) reach the point indicated in the test.
- j) **Salute** – The Athlete should take one hand from the reins and nod the head, to acknowledge the Chief Judge. Athletes with a Disability have the option of saluting with a nod of their head only. Helmets must not be removed at the salute.

18.4 Arena Requirements

- 18.4.1 The arena for EA Drive-1 and Drive-2 Dressage and Challenge Tests must be 80m x 40m and laid out in accordance with the Annexes for all classes. The exception to this rule is for Horse Four-in-Hand classes, where 100m x 40m is an option.
- 18.4.2 The arena may be constructed with a continuous or non-continuous surround. (See Appendix for construction of arenas, for all EA classes).
- 18.4.3 Organisers should ensure that arrangements are in place so that spectators including media, and other Athletes are prevented from approaching closer than 10 metres from the edge of the arena.

18.5 Gear Checking

Gear checking must occur by a designated steward prior to entering the competition area.

If an Athlete's turnout is non-compliant, that is, they are using a piece of gear that is not allowed, or there is a horse welfare or safety issue, they should be given an appropriate time to correct this, where this is possible. If it cannot be corrected, the Steward must report it to the Chief Judge and the Athlete is not able to start in the event.

18.6 Entering the Arena

- a) The Organising Committee will make a draw available to the Athletes at least three days before an event.
- b) Horses may be warmed up ridden, long reined or lunged, or in the carriage, or a combination, in the appropriate areas and times as set out by the Organising Committee. Appropriate event identification numbers must be displayed at all times.
- c) At least ten minutes before the Athlete's draw time, they should proceed to Gear Check.
- d) After gear checking, the Athlete should proceed to the outside of the Dressage arena once the previous Athlete in the draw has saluted the Judge at the end of their test.
- e) They should proceed around the arena, making sure that the Judge's writer has been able to note the ID numbers on the horses and/or carriage.
- f) The Judge then rings the bell, and the Athlete has 45 seconds from that point to enter the arena at A. Judging commences at A and finishes with the final salute.
- g) If an error of course is made, the Judge will ring the bell. The Athlete should stop and wait for further instructions from the Judge.
- h) After the final salute, the Athlete should leave the arena at a trot.

18.7 Judges/Judging

- a) Where there is ONE judge officiating in Dressage tests, that judge will officiate from the 'C' position.
- b) Where there are TWO judges officiating in Dressage tests, they may be seated at C and B, or C and V. The Chief Judge is at 'C'.
- c) Two accredited judges are required in Competitor classes. Only one accredited judge is required in Participant classes.
- d) The judges allocate their marks individually. There is no consultation among judges about marks once the Athlete has started the test.
- e) Only the Chief Judge may give penalties for incomplete presentation or incidents.
- f) Pairs and Four-in-Hands will be judged as a whole and not as individual horses.
- g) Tests are not timed

18.8 Scale of Marks

18.8.1 Marks out of 10 will be awarded for each numbered movement and for each heading under General Impression on the following basis:

10 -Excellent - The movements are performed with excellent precision, exactly on correct lines and markers, with all requirements of the training scale being clearly established.

9 -Very Good - The Movements are performed with very good precision, exactly on correct lines and markers, with all requirements of the training scale being clearly established.

- 8 -Good** - Movements are performed accurately, following the correct lines and markers, showing good ability to demonstrate the requirements of the training scale.
- 7 -Fairly Good** - Movements are performed fairly accurately, following correct lines, showing fairly good ability to demonstrate the requirements of the training scale.
- 6 -Satisfactory** - Movements are performed with accuracy and precision, but some weaknesses within the training scale or movements are lacking accuracy and precision but still demonstrating good qualities of the training scale.
- 5 -Sufficient (Marginal)** - Movements are performed with accuracy and precision but there are some clear weaknesses within the training scale or there are some fairly serious mistakes, movements are inaccurate but still demonstrating satisfactory qualities of the training scale.
- 4 -Insufficient** - Movements are performed fairly accurately, but there are some serious weaknesses within the training scale with obvious errors within the movement, or movements are very inaccurate but still demonstrate sufficient qualities of the training scale.
- 3 -Fairly Bad** - Inaccurately performed movements with serious problems within the training scale.
- 2 -Bad** - Inaccurately performed movements and lacking ability to demonstrate requirements of the training scale.
- 1 -Very Bad** - Movements are incorrect or not achievable and there is severe resistance.
- 0 -Not Executed** - No part of the movement is performed.

18.8.2 Half marks may also be awarded

18.9 General Impression Scores

There are two boxes at the end of the Judges Score Sheets for marks on: Athlete and General Impression and Presentation observed by the judges throughout the whole test.

18.9.1 Athlete

Use of aids, handling of reins, Athlete position in the seat, set out and preparation for figures and transitions. The mark must reflect the consistent level of marks in the test.

18.9.2 General Impression & Presentation

Appearance of those on the carriage, cleanliness, harmony of horse/s, harness and carriage. Fitness, condition of horses, balanced picture. Harmony between horse/s and athlete

18.10 Calling Tests

18.10.1 EA Driving Dressage test may be called by the Navigator/Backstepper in a discreet manner. Alternatively, the test may be called from the letter 'E' position.

18.10.2 The whole test must be called and only the words of the first column of the test may be called.

18.10.3 Each movement may only be called once.

18.10.4 The Navigator/Backstepper are not to use gestures of any kind.

18.10.5 The test may be attached to the back of the box seat (not held in the hands) or memorised by the Navigator/Backstepper.

18.11 Dressage Test - Error

18.11.1 Error of Course

An Error of Course is when an Athlete deviates from the required track or when a movement is performed at the wrong pace or omitted altogether.

In the event of an Athlete making an Error of Course, the Chief Judge will ring the bell and stop the Athlete. The Athlete must then resume the test from the beginning of the movement where the error was made. If the Athlete is in any doubt, they may ask the Chief Judge for guidance, without incurring any extra penalties.

- a) 1st Error of Course – Deduct 0.5% from final percentage
- b) 2nd Error of Course – Deduct additional 1% from final percentage
- c) 3rd Error of Course – Elimination

After elimination the Chief Judge may allow the athlete to finish the test provided there is no safety, horse welfare or timing issues.

18.12 Disconnected or Broken Harness

If the reins, pole strap, chains or trace become disconnected or broken, or should the horse get a leg over the pole, trace or shaft, the Chief Judge must ring the bell and a Navigator/Backstepper must dismount and re-connect or repair as appropriate. The Athlete will be penalised for a Navigator/Backstepper dismounting.

18.13 Dismounting during the Test

If the Athlete and/or Navigator/Backstepper dismounts the carriage (for example to re-attach disconnected harness), a penalty applies.

- a) 1st incident- 1% deducted from final percentage
- b) 2nd incident - another 2% deducted from final percentage
- c) 3rd incident – Elimination

After elimination the Chief Judge may allow the athlete to finish the test provided there is no safety or horse welfare issues.

There is no option for the Athlete or Navigator/Backstepper to adjust harness over the front of the carriage in any way.

18.14 Resistance/Disobedience

Any marked resistance or disobedience for a prolonged period in the forward movement (refusal to go forwards, kicking or rearing) will be penalised by the Chief Judge, as follows:

- a) 1st Incident - 1% deducted from final percentage
- b) 2nd Incident - another 2% deducted from final percentage
- c) 3rd Incident - Elimination

The Chief Judge may choose to eliminate the athlete BEFORE the third incident if they consider that there is a safety or horse welfare issue.

18.15 Carriage overturn

A Carriage overturning is elimination.

18.16 Unauthorised assistance

Any physical intervention by a third party, whether solicited or not, with the object of facilitating the task of the Athlete or helping their horse/s, is considered to be prohibited outside assistance. Any Athlete who has received prohibited outside assistance may be eliminated by the Chief Judge.

18.17 Navigator/Backstepper

The Navigator/Backstepper must either remain seated in position, or stand in the centre behind the Athlete, between entering and leaving the arena. The Navigator/Backstepper on a four-wheeled carriage must be on the back of the carriage.

The Dressage test is allowed to be called by the Navigator/Backstepper (see Article 18.10)

Only the Athlete can handle the reins or the whip. Handling of the reins or whip by a Navigator/Backstepper will incur penalties.

Athletes and Navigator/Backstepper may not use any form of electronic communication equipment during the test, subject to elimination.

18.18 Fall of Athlete and or Navigator/Backstepper

If the Athlete and or Navigator/Backstepper dismounts the carriage in any way that produces an obvious impact with the ground or an obstacle, the EA Concussion protocol must be initiated. They must not be permitted to continue in the competition. [EA Concussion Protocol](#)

18.19 Incomplete Presentation

Athletes and Navigator/Backstepper must wear gloves while on the carriage. Failure of an Athlete and/or a Navigator/Backstepper to wear gloves incurs a maximum of one percent.

There must be a whip on the carriage, but it does not need to be held by the Athlete. Failure to have a whip on the carriage will incur a penalty.

Aprons and jackets are optional.

18.20 Summary Penalties

Athletes are liable to the following penalties:

18.20.1 Dressage Penalties

Description	Penalty
Carriage overturn	Elimination
The whole turnout leaving the arena	Elimination
No breeching if carriage has no brakes	Elimination
No breeching for Singles	Elimination
Failure to wear properly fitted and secured EA approved helmet	Elimination
Failure for Athlete under 18 years to wear Body Protector	Elimination
Use of any form of electronic communication equipment during the test	Elimination
Person tied to the carriage,	Elimination
Lame Horse,	Elimination
Horse Fall	Elimination
Presence of Fresh Blood on the Horse	Elimination
Athlete or Navigator/Backstepper Fall from Carriage,	Elimination
Fall of Athlete or Navigator/Backstepper resulting in obvious impact with the ground or obstacle,	Elimination and initiation of the Concussion protocol
Prohibited outside assistance	Decided by Chief Judge, based on intent
Early or late entry	Decided by Chief Judge, based on intent
Error of Course	
First Occasion	Deduct 0.5% from the final percentage
Second Occasion	Deduct an additional 1% from the final percentage
Third Occasion	Elimination
Athlete or Navigator/Backstepper dismounting	
First Incident	Deduct 1% from the final percentage
Second Incident	Deduct 2% from the final percentage
Third Incident	Elimination

Description	Penalty
Disobedience	
First Incident	Deduct 1% from the final percentage
Second Incident	Deduct 2% from the final percentage
Third Incident	Elimination
Use of bandages or brushing boots (horse to be inspected after test)	Deduct 1% from the final percentage
If a Navigator/Backstepper handles the reins, brake or uses the whip	Deduct 1% from the final percentage
Incomplete presentation (e.g. no gloves on Athlete and/or Navigator/Backstepper, or no whip on the carriage),	Deduct 1% from the final percentage
Part of the turnout leaving the arena during a movement	Mark down for inaccuracy

18.20.2 Summary of Challenge Test Penalties

Description	Penalty
Carriage overturn	Elimination
The whole turnout leaving the arena	Elimination
No breeching if carriage has no brakes	Elimination
No breeching for Singles	Elimination
Failure to wear properly fitted and secured EA approved helmet	Elimination
Failure for Athlete under 18 years to wear Body Protector	Elimination
Use of any form of electronic communication equipment during the test	Elimination
Person tied to the carriage	Elimination
Lame Horse	Elimination
Presence of Fresh Blood on the Horse	Elimination
Fall of Athlete or Navigator/Backstepper resulting in obvious impact with the ground or obstacle	Elimination and initiation of the Concussion protocol
Fall of Horse	Elimination
Prohibited outside assistance	Possible Elimination (Decided by Chief Judge, based on intent)
Early or late entry	Possible Elimination (Decided by Chief Judge, based on intent)
Error of course (including taking a cones obstacle out of sequence)	
First Occasion	Deduct 0.5% from the final percentage
Second Occasion	Deduct an additional 1% from the final percentage
Third Occasion	Elimination

Description	Penalty
Athlete or Navigator/Backstepper dismounting	
First Incident	Deduct 1% from the final percentage
Second Incident	Deduct 2% from the final percentage
Third Incident	Elimination
Disobedience	
First Incident	Deduct 1% from the final percentage
Second Incident	Deduct 2% deduction from the final percentage
Third Incident	Elimination
Navigator/Backstepper handles the reins, brake or whip during the course	Deduct 1% from the final percentage for each occasion
Incomplete presentation (e.g. no gloves on Athlete and/or Navigator/Backstepper, or no whip on the carriage)	Deduct 1% from the final percentage for each occasion
Part of the turnout leaving the arena during a movement	Mark down for inaccuracy
Knocking down 1 or 2 balls in the same obstacle	Deduct 1% from final percentage for each obstacle. Maximum deduction for ball knockdowns is 3%
Knocking down any part of an obstacle after it has been driven	Deduct 1% from final percentage. Maximum deduction for ball/obstacle knockdowns is 3%
Knocking down an obstacle in advance of the one being driven	Deduct 1% from final percentage. Maximum deduction for ball/obstacle knockdowns is 3%

19.0 Cones Phase

The Cones Course is to test the obedience and suppleness of the horse/s and the skill and the competence of the Athlete. It is conducted on the basis of penalties for obstacles knocked down and for exceeding the Time Allowed.

The Cones Course always follows the Dressage Test, with at least a 60-minute interval between the draw time of the Dressage test and the draw time of the Cones course, for any one horse. The Cones Course is not a separate competition.

The Chief Judge from the Dressage phase is again the Chief Judge for the Cones Course.

19.1 Cones Course Requirements

19.1.1 Drive-1 and Drive-2 should be designed so that the course of 20 (maximum) cones pairs for Drive-2 is built before the event. Athletes entered for Drive-1 complete cones 1 through 15 and then finish. Athletes in Drive-2 will complete all 20 cones, and then finish.

19.1.2 The Organising Committee can:

- a) use an EA or FEI accredited Course Designer (see EA website Officials search), or
- b) use one of the three accredited Cones Course layouts provided on the EA website under 'Driving Tests' (currently being developed)

19.1.3 The preference is to use an EA accredited Course Designer wherever possible.

19.1.4 The cones must be at least 30cm high and have a ball placed on the top. Each Cones Obstacle is numbered and marked with red (on the right) and white (on the left).

19.1.5 A written plan of the course must be available to the Athletes two hours before the first Cones Course draw time.

19.1.6 The course is available for walking to all Athletes and Navigator/Backsteppers, from two hours before, to 15 minutes before, the first draw time (i.e. for 1 hour and 45 minutes in total). Athletes and Navigator/Backsteppers may be accompanied by coaches and chef d'équipe when walking the course.

19.1.7 All entrants in Drive-1 and Drive-2 will walk the course together before the start of the first Cones Course draw time.

19.1.8 Refer to ARTICLE 974 of the FEI Rules for a detailed description of Cones Obstacles.

19.1.9 The first and last obstacles of each course must be between 20 and 40m from the Start and Finish lines.

19.1.10 The Course length must be measured to the nearest metre following a generous line that passes through the middle of the cones, for the Drive-1 course, and a more technical line for the Drive-2 course. Therefore, the speed used to calculate the Time Allowed remains the same for both levels, but the measured distance may vary, for the first (up to) 15 cones obstacles.

Description	Drive-1 Cones Course	Drive-2 Cones Course
Course Length	Approximately 250 to 500m	Approximately 400 to 700m
Minimum Width between Cones pairs	40cm wider than the wheel width i.e. 178cm for Singles, Pony Pair and Pony Four-in-hand, 188cm for Horse Pair and 198cm for Horse Four-in-hand	The Drive-2 course, at the same width as for Drive-1 for first 15 cones, PLUS ANOTHER FIVE CONES PAIRS, at least 30cm wider than wheel width, i.e. 168cm for Singles, 178cm for Horse Pair and 188cm for Horse Four-in-hand
Maximum number of Cones Obstacles	Up to 15, not to include combinations, but may include up to two oxers	Up to 20 (i.e. always 5 more than the Drive-1 course), may include combinations as per FEI Rules in the final 5.
Minimum Distance between Cones Obstacles	At least 12m, allowing a flowing drive for the entirety of the Drive-1 Cones course, except for Horse Four-in-hand where the minimum distance is 15m	At least 12m, with a more technically demanding course for the final 5 obstacles, except for Horse Four-in-hand where the minimum distance is 15m
Speed on which the Time Allowed will be calculated	240m/min, measured on a generous flowing line	240m/min

19.1.11 It is highly recommended that the position of the cones be marked on the ground for each obstacle so that if it is knocked down it is quickly able to be rebuilt

19.1.12 Organising Committee's need to ensure that a measuring stick is available so that all obstacles can be measured for accuracy of setting the distances between cones, which must be measured from inside of each cone at ground level

19.2 The Athlete and Navigator/Backstepper

The dress of the Athlete and Navigator/Backstepper will be the same as for Dressage. EA approved helmets are compulsory for all, body protectors are compulsory for Athletes under 18 years, dress to be sun safe (no shorts allowed), aprons and jackets are optional, gloves are compulsory for Athletes and Navigator/Backstepper.

The Navigator/Backstepper can sit in a designated seat, or stand in the middle, behind the Athlete's seat. Voice assistance may be provided by the Navigator/Backstepper, any directional gestures may incur a penalty.

The Navigator/Backstepper must be on the back of a four-wheeled carriage.

19.3 Driving the Cones Course

- a) The Organising Committee will post a draw at least three days before the event, stating approximate times and starting order for the Cones Course.
- b) The Athletes, Navigator/Backsteppers and Coaches/Chefs d'Equipe walk the course prior to the first Cones Course draw time (see above under 'The Course').
- c) All carriages must be measured at Gear Check, immediately before the Athlete enters the Cones Course or warm-up arena.
- d) The Athlete presents themselves to the Cones Course Judge when directed to do so.
- e) The Judge rings the bell, and the Athlete has 45 seconds to cross the Start line.
- f) The Athlete passes through the cone pairs in number order, keeping the red markers on the right and white on the left. Athletes must not pass through any obstacle before crossing the start line. If an Athlete fails to pass through the starting line and proceeds to an obstacle, they will incur elimination.
- g) The whole turnout must pass between the cones. If, for example, one of a pair goes outside the cones, the whole turnout has not passed between the cones, and the Athlete should redrive that cones obstacle before the next one.
- h) The Start and Finish lines may be crossed without penalty from the moment the Athlete has passed the start line until they pass through the last obstacle.
- i) Knocking down one or both balls of a single cone's obstacle incurs 3 penalties in each case.
- j) If a ball is dislodged by something other than an Athlete's turnout, the Athlete is permitted to continue, and no penalties apply. The ball is not reset for the Athlete in this case.
- k) Three penalties are incurred for each component of a multiple obstacle (can only be a part of the Drive-2 course) when one or two balls are knocked down.
- l) If the Judge sounds the bell while the Athlete is on the Course, the Athlete must halt immediately. If the Athlete does not halt, the Judge will ring the bell a second time. If the Athlete continues without stopping, the Athlete is Eliminated.
- m) If an Athlete passes through a Cones Obstacle in the wrong sequence or direction, the Judge will ring the bell as soon as the error has been made. The Athlete is then Eliminated, but will be encouraged to complete the course, for practice, unless there is a safety or horse welfare issue.
- n) If a part of an obstacle, in advance of the one being driven is knocked down, the Judge will ring the bell and stop the clock while the obstacle is rebuilt. The Athlete will incur three penalties and 10 seconds. The bell will be rung for the Athlete to restart.
- o) An Athlete who puts down a Navigator/Backstepper to correct a disconnected pole, shaft, rein or trace or any other irregularity will not be penalised where the issue would be a safety or horse welfare concern. The clock will not be stopped.
- p) If an Athlete or Navigator/Backstepper dismounts, penalties will be incurred if the issue is not related to safety or horse welfare. The clock will not be stopped.
- q) The time allowed is calculated using a speed of 240 metres per minute. Any time over the time allowed incurs half a penalty per second. The time limit is twice the time allowed, exceeding the time limit incurs elimination.
- r) After the last obstacle, the Athlete must pass through the finish line, red on the right, white on the left. If an athlete fails to pass through the finish line before leaving the arena, they will incur elimination.

19.4 Summary of Penalties in Cones

Athletes are liable to the following penalties:

Description	Penalty
Carriage overturn	Elimination
No breeching for Singles	Elimination
Fall of Athlete or Navigator/Backstepper from carriage	Elimination
Fall of Athlete or Navigator/Backstepper resulting in obvious impact with the ground or obstacle	Elimination and initiation of the Concussion protocol
Failure to wear properly fitted and secured EA approved helmet	Elimination
Failure for Athlete under 18 years to wear Body Protector	Elimination
Use of any form of electronic communication equipment during the course	Elimination
Person tied to the carriage	Elimination
Lame Horse	Elimination
Fall of Horse	Elimination
Presence of Fresh Blood on the Horse	Elimination
Taking an obstacle out of sequence, or missing an obstacle	Elimination
Exceeding the time limit, which is twice the Time Allowed	Elimination
Prohibited outside assistance	Possible Elimination (decided by Chief Judge, based on intent)
Early or late entry,	Possible Elimination (decided by Chief Judge, based on intent)
Exceeding the Time Allowed	half a penalty point per second or part thereof
Failing to pass through start or finish lines	Elimination
Knocking down 1 or more balls in the same obstacle	3 penalties
Knocking down 1 or 2 balls in a multiple obstacle	3 penalties for each component
Knocking down any part of an obstacle after it has been driven	3 penalties
Knocking down an obstacle in advance of the one being driven	3 penalties and add 10 seconds
Navigator/Backstepper dismounting	5 penalties each occasion
Disobedience as per FEI rules	5 penalties each occasion
Athlete and/or Navigator/ Backstepper entering the arena without gloves	5 penalties
Athlete entering the arena without a whip	5 penalties
If the Navigator/Backstepper handles the reins, brake or whip during the course	20 penalties
Athlete dismounting	20 penalties each time

20.0 Scoring the Dressage and Cones Class

20.1 The results for the Dressage and Cones class are calculated as follows:

- a) The final Dressage penalties, as per the test score sheet are added to the Cones course penalties to give the Total Class Penalties.

- b) The Athlete with the lowest number of penalty points is placed first. Tied scores result in tied places. Where a clear placegetter is required, a count back to athlete score and general impression score may be used.
- c) Results may be live scored through an online platform and the results displayed as per EA guidelines, or in paper form, in which case the results should be displayed in a prominent place as soon as they have been ratified by the Judge/s.
- d) Presentation can occur after the results have been available to the Athletes for 30 minutes.

20.2 Results, which are submitted to the Organising Committee's EA State branch, must contain:

- a) Event Name, Venue and Date
- b) Athlete's name and EA membership number
- c) Horse/s name/s and EA registration number/s for each Athlete
- d) Class Level (Drive-1 or Drive-2)
- e) Membership Level (Participant or Competitor)
- f) Judge/s name/s
- g) Percentage and penalties for the Dressage phase
- h) Penalties for the Cones phase
- i) Total Penalties for the class
- j) Any entrants who competed HC are also to be listed

For example-

EVENT NAME: _____				VENUE: _____				DATE: _____			
Chief Judge Name: _____				Judge at B Name: _____							
Turnout No	Athlete Name	Horse/s Nos	Horse/s Name/s	Dressage			Cones			Total Class Penalties	Place
				% Chief Judge	% 2 nd Judge	Dressage Pens	Course Pens	Time Pens	Total Cone Pens		
Competitor Drive-1											
Competitor Drive-2											

21.0 EA CAN1* and EA CAN2* Events

EA CAN1* and EA CAN2* events are run according to the FEI Driving Rule Book for all phases, with the following exceptions:

- a) EA National level Judges and Officials may be used, where FEI Rules might stipulate overseas Judges and Officials are to be used.

- b) A qualified Veterinarian is acceptable, where FEI Rules might stipulate an accredited FEI Veterinarian is to be used.
- c) Athletes and Horses do not need FEI registration. Horses must have full EA registration.
- d) Athletes must have EA Competitor level membership.
- e) Navigator/Backstepper must have at least Participant level membership.
- f) Athlete and Horse/s combinations must have qualified for an EA CAN1* start as set out in 'The Competitions' section of this EA Driving Rule Book.
- g) Two completions (with a Dressage score of at least 60%) at the EA CAN1* level is necessary for an EA CAN2* start.
- h) EA CAN1* and EA CAN2* events must be ratified by EA.
- i) Drug testing for EA CAN's will be as per the EA Medication Control Policy.
- j) Biosecurity Measures will be as per the EA Regulations and the EA State Branch protocols.
- k) Stabling standards will be as per the EA Regulations recommendations
- l) Reference to FEI Driving Rules can be used for information for each of the above.

ANNEXES

ANNEX 1 - Glossary and Definitions

ANNEX 2 - Diagram of the Driving Dressage Arenas

ANNEX 3 - Cone and Markers Specifications

ANNEX 4 - Cones

ANNEX 5 - Addendum for Para Driving

ANNEX 6 – Role of Driving Officials

ANNEX 7 - Officials - Education and Accreditation Pathway for Driving Officials

ANNEX 8 - Fast-track - EA Accredited Driving Judge

ANNEX 9 - Protective Headgear and Body Protectors

ANNEX 10 - Warning Cards

ANNEX 1 - Glossary and Definitions

Below is a list of commonly used abbreviations and acronyms used throughout this rulebook.

1. CAI - Concours de Driving International – International class
2. EA CAN - Concours de Driving National – National class
3. EA - Equestrian Australia Ltd
4. EADC – Equestrian Australia Driving Committee
5. EOC - Error of Course
6. FEI - Federation Equestre Internationale
7. HC - Hors Concours
8. NF - National Federation (e.g. Equestrian Australia)
9. PR - Person Responsible

Abuse of Horse:

An action or omission which causes or is likely to cause pain or unnecessary discomfort to a Horse, including, but not limited to, any of the following:

- To whip or beat a Horse excessively.
- To subject a Horse to any kind of electric shock device.
- To use spurs excessively or persistently.
- To jab the Horse in the mouth with the bit or any other device.
- To compete using an exhausted, lame or injured Horse.
- To "rap" a Horse.
- To abnormally sensitise or desensitise any part of a Horse.
- To leave a Horse without adequate food, drink or exercise.
- To use any device or equipment which causes excessive pain to the Horse upon knocking down an obstacle.

Concours d'Attelage (CA): Any Event where the Competitions are exclusively for the Discipline of Driving.
Competition: Refers to each individual class in which Athletes are placed in an order of merit and for which prizes may be awarded.

Dismounting: The deliberate departure of an Athlete or Groom from the Carriage or the accidental leaving (falling off) of the Carriage by the Athlete or Grooms.

Disqualified (D) Athletes and horses may be disqualified for contravening certain of these rules at any time during an event. An athlete or horse who has been disqualified is prohibited from taking any further part in the event or winning any prize.

Eliminated (E) Athletes will be eliminated from a competition as a penalty for contravening certain rules during the competitions. Athletes who are eliminated may compete in the subsequent competition(s) in the event.

Entry: In Driving, the unit composed by the Athletes, Horses, Grooms, Harness and Carriage appropriate to a turnout as defined in these Rules.

Event: A complete meeting, "Show", "Championship"

Incorrect Behaviour:

Any form of unsportsmanlike or improper conduct towards:

- a) Officials or any other party connected with the Event (other Athletes, journalist, volunteers, OC staff, FEI representatives, members of the public etc.) and/or
- b) Doping Control Officers, Testing Veterinarian, Chaperones and/or any other person involved in the collection of a doping control sample.

Examples of Incorrect Behaviour include, but are not limited to:

- shouting aggressively or using offensive language (swearing);
- physical violence,
- making inappropriate gestures;
- issuing a threat;
- failure or refusal to comply with the reasonable instructions of an Official, the FEI or the OC;
- damaging the property of another person;
- inciting or encouraging others to engage in Incorrect Behaviour;
- engaging in conduct that endangers others persons or Horses; or
- assisting, encouraging, aiding, abetting, conspiring, covering up a rule violation (or attempted rule violation) by another person.

Judge: Member of a Ground Jury appointed to control a Competition or Event

Junior: Category of Athletes who may take part in Competitions for Juniors from the year they reach the age of fourteen (14) until the end of the year they reach the age of eighteen (18).

Navigator/Backstepper - Under the FEI Rules these are known as Grooms - Grooms on the carriage in either the Driven Dressage Test, the Cones Competition or the Marathon shall be considered as "Participating Support Personnel" but will be referred as Grooms within the FEI Rules.

Official: A person appointed by an Organising Committee to perform a specifically defined officiating duty at an Event.

Organiser or Organising Committee (OC): Any organisation, group, society, body, or person which is recognised by the applicable NF and held to be responsible for the management of any Event.

Owner: Person or entity having a property interest in whole or in part of one or more horses. Participating Support Personnel: shall mean a groom who takes part in an FEI Competition, such as in Driving.

Participant Activity: The overall classification of activity levels within each Sport that is targeted towards EA Participant members to encourage participation in the Participation/Grassroots environment of equestrian sport.

Marathon Obstacles:

Fixed Obstacles:- Outdoor obstacles composed of mainly artificial or natural elements, anchored firmly (at least 50cm) into the ground. Example: trees, poles, hedges, stone constructions etc.

Mobile Obstacles:- Outdoor obstacles composed of mainly artificial elements placed on the ground, strongly fixed. They could be strengthened with concrete blocks, sandbags, water, big metal screws and/or chains. - Light Mobile Obstacles: indoor obstacles composed mainly of artificial elements, placed on the ground, not fixed into the ground. These obstacle elements are used during the indoor competition, and can be used as an outdoor training obstacle

Phase: Refers to a Class (e.g. the Challenge Test is One Phase) or separate parts of a Class which are taken together to arrive at a final placing. (e.g. a Dressage and Cones class is Two Phases)

Protective Headgear: Appropriate helmet or Headgear that is in compliance with the applicable international testing standards (please refer to the list of the applicable international testing standards published on the EA website).

Retired (R) Athletes, who, for any reason, do not wish to continue, may decide to retire during any of the competitions. If an athlete retires in a competition, they are allowed to compete in the subsequent competitions in the event.

Event Grounds: All land used for the Competitions comprising the Event, and areas for exercising and warm-up, stabling and the parking of Carriages.

Turnout: A Carriage together with the Horses, Harness, Athlete and Navigators/Backsteppers.

Warning: Verbal and/or written reprimand advising a person or a body of potential future consequences which will occur if the admonishment is not followed.

Withdrawn (W) Athletes are deemed to have withdrawn if, for any reason, they fail to start in any of the competitions. Once withdrawn, athletes may not take any further part in the event with the turnout in question.

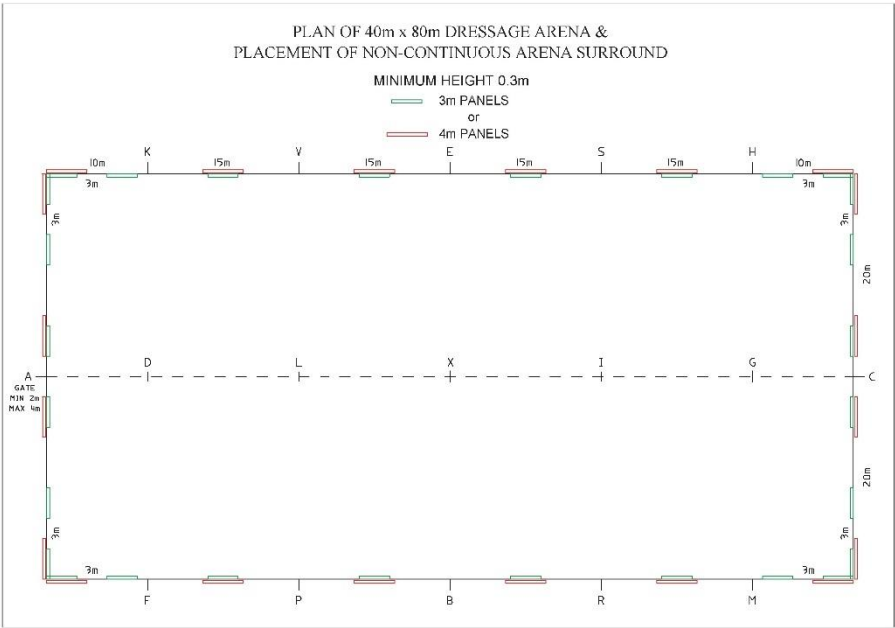
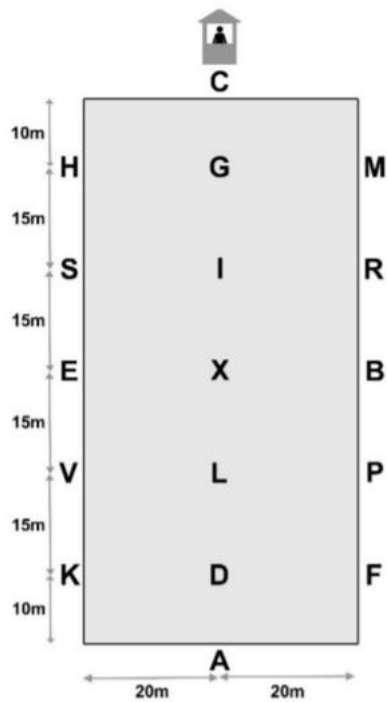
Any other terms with a capitalised letter in the EA General Regulations are defined in the Statutes.

ANNEX 2 - Diagram of the Driving Dressage Arena - 80m x 40m

Diagram of the Driving Dressage arena - 80m x 40m - Applicable for all singles, all pairs and pony four-in-hand. Horse four-in-hands may use either a 40m x 80m or 40m x 100m arena - (Diagram for reference of arena measurement only)

The 40m x 80m Driving Dressage arena may have a continuous or non-continuous border. The non-continuous arena can be easily erected from a standard transportable 20m x 60m ridden dressage arena.

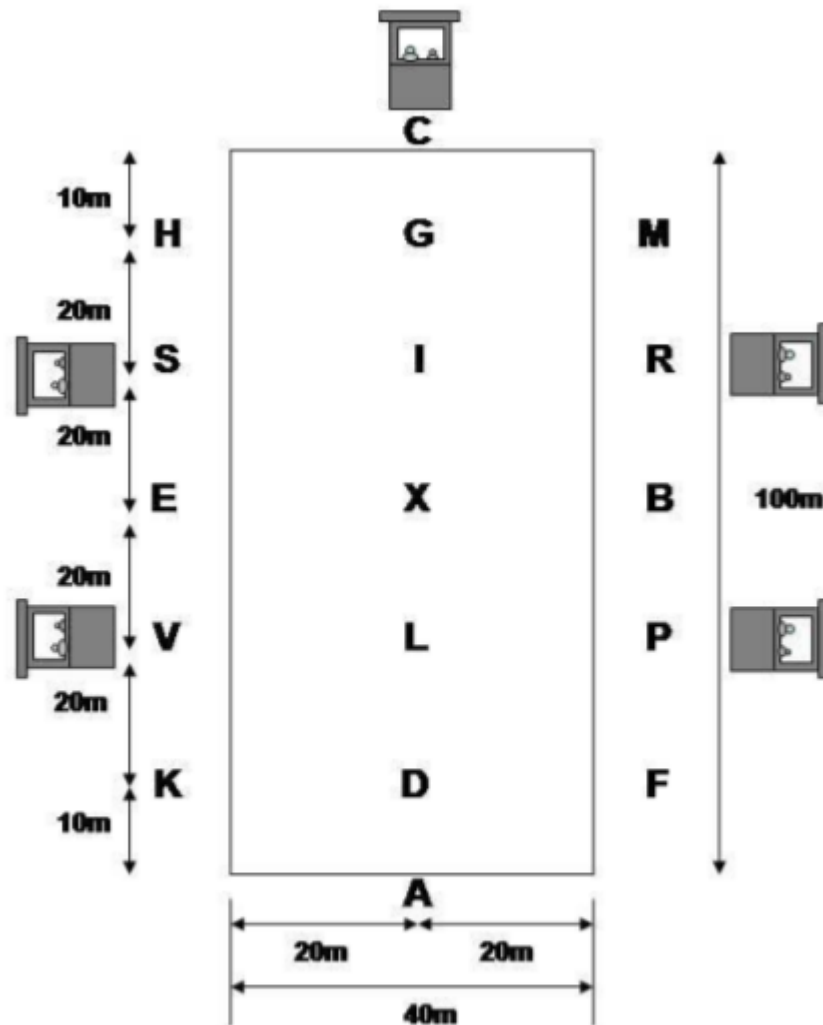
Arena dimensions: 40m x 80m



ANNEX 2 - Diagram of the Driving Dressage Arena - 100m x 40m

Diagram of the Driving Dressage arena - 100m X 40m – (Diagram for reference of arena measurements only). Option for Horse Four-in-Hand.

The 100m x 40m Driving Dressage arena may have a continuous or non-continuous border. The non-continuous arena can be easily erected from a standard transportable 20m x 60m ridden dressage arena.



ANNEX 3 - Cone and Markers Specifications

FEI and EA approved Driving Cones Indoor and Outdoor Cones

Cones

- Material: plastic, stable enough for use and indestructible
- Height: 30 – 50cm
- The platform: approximately 400 X 425 mm
- Angle: 60° on the driving side of the cone
- Ball hollow on the top of the cone: 40mm diameter
- Colour: no restriction
- Weight of the cones: min. 2.5 kg

Ball

- Size: approximately 72mm diameter
- Weight: approximately 200g

Red and White Markers

Red and white markers of approximately 30cm x 30cm, or coloured cone sleeves are acceptable, indoors or outdoors.



ANNEX 4 - Cones

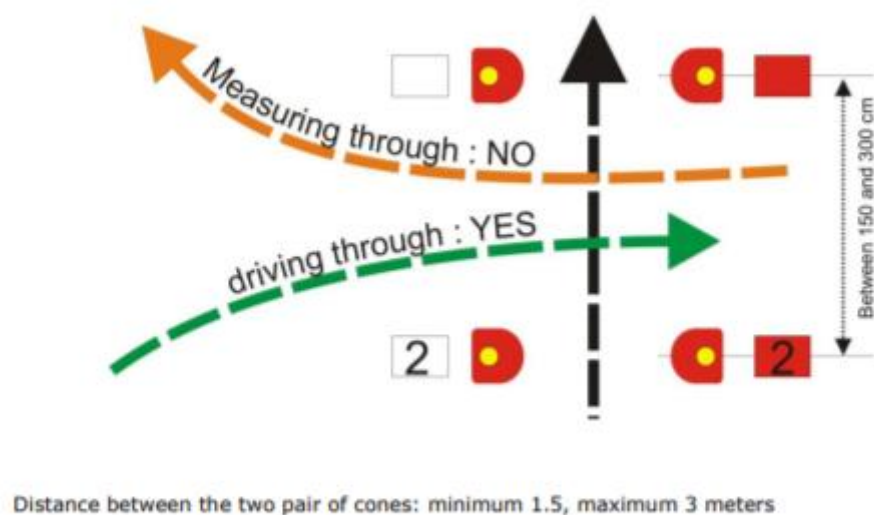
Refer to FEI Annex 2 for diagrams to Cones – closed and multiple obstacles - [FEI Driving Rules](#)

OXER

An oxeer will be composed of 2 pairs of cones in a straight line. The distance between the first set of cones and the second set will be between 1.5 and 3 metres, at the option of the Course Designer.

The oxeer counts as a single obstacle and the maximum penalty points for knocking down up to 4 balls is 3 penalty points in total. The first set of cones will have the number of the obstacle and be marked with red and white flags and the second set of cones will be marked with red and white flags.

This obstacle will be judge as a single obstacle. The oxeer may be crossed. A maximum of five oxers are allowed in a Cones course. The distance between the two pairs of cones has to be measured from the balls



ANNEX 5 - Addendum for Para Driving

Introduction

Driving is an equestrian sport that can be enjoyed by many athletes and potential athletes who may have disabilities and not be able to successfully ride a horse. Modified carriages and equipment can increase the opportunities for Drivers with disabilities to participate.

EA Para Driving refers to the EA pathway toward the FEI sport of Para Driving, for people with a physical disability/impairment, to be able to develop Driving and competition skills, with the aim of competing at FEI Para Driving events, in Australia and internationally.

Clarification regarding Disability Driving

The term 'Disability Driving' refers to opportunities that EA-affiliated Clubs can offer at their Club Activity Days and Club Events/Classes, for people with physical, cognitive, mental health challenges and neurodiverse conditions, or any other condition where a GP or medical specialist would support that an athlete's ability to drive competitively is impaired, when compared to an able-bodied athlete.

Disability Drivers are not required to be externally classified, as opposed to Para Driving Athletes. However, being a classified Para Equestrian immediately makes the athlete eligible for Disability Driving. The reverse may not necessarily apply. In short, you may be a Disability Driver but not be eligible or want to undergo the classification process as a Para Driver, but all classified Para Drivers will automatically be Disability Drivers.

EA does not propose to mandate rules for Disability Driving, only for Para Driving, but encourages Clubs to be as inclusive as possible, while maintaining high levels of safety and horse welfare for all.

The EA Para Driving rules and test/s may be used by an EA-affiliated Club for Disability Drivers as they see fit. As an example, a club may include classes for Disability Driving, or give awards in any class for Disability Drivers, according to the Club event schedule or program.

As Disability Driving is under the umbrella of the EA-affiliated Club running the event, these rules will only refer to EA Para Driving from this point on.

Classification

It is a condition of EA Para Driving that the Athlete has a permanent, verifiable and measurable physical impairment which is supported by medical evidence and satisfies the minimal impairment criteria as detailed in the FEI Para Driving Classification rules.

Prospective Para Driving athletes must be EA members (Participant or Competitor) and should contact the EA National office to organise an evaluation with Para classifiers.

More complete information is available in the documents listed at -

<https://inside.fei.org/fei/disc/para-dressage/rules>

Grades

There are two Grades for EA and FEI Para Driving. They are Grade I and Grade II, where Grade II Athletes have greater functional ability than Grade I.

An Athlete can always enter a higher Grade than their classification indicates, but they may not enter a lower Grade. Para Driving athletes can always compete with able-bodied Athletes, in open classes, where the competency exists.

Where Para Drivers compete in open classes, proof of pre-approved modifications of equipment or conditions must be available to Judges and Officials, for example, modified seats, Navigator/Backstepper holding whip, strap on feet, using a motorized vehicle to walk a course, salute with head only, etc.

The use of EA approved and tagged helmets by all on the carriage is compulsory. Body Protectors are strongly encouraged for everyone.

Horses

In EA Para Driving events, in contrast with FEI events which only allows singles, both pairs and single horses may be used in the classes.

Each horse may only take part in three phases on any one event day. However, as opposed to able-bodied classes, the same horse/s may be driven by up to three Para Athletes, in the same or different classes.

The horse/s may be prepared and warmed-up by the trainer or coach for up to 30 minutes total in any one day, with the appropriate Navigator/Backstepper as per EA Rules (14 years and over, EA Participant or Competitor member).

Horses for Para classes do not need to be EA registered.

Navigator/Backsteppers

Navigator/Backsteppers for Para Athletes must be at least 18 years old, and have a high level of competency, both in Driving and in the aspects of performance Driving.

Each Para Athlete must also have another groom, either off or on the carriage, with care to the recommended 1:1 weight ratio for horse welfare. If the second groom is off the carriage, they must be within close proximity and at the ready, at a central point to the arena (e.g. E at the dressage arena, or near the Officials in a Cones Course).

Classes

EA Para Driving may use any of the tests included on the EA Driving Test section of the website, i.e. Drive-1 and Drive-2 Dressage and Cones, and Drive-1 and Drive-2 Challenge Tests, as well as the Drive-W test (specifically designed for entry level Para Driving).

The Organising Committee may offer separate classes for Para Driving or run them along with the open Participant class of the same test/s, and then give separate awards at the completion. Para Athletes should have the letters 'PE' shown after their name, on the draw and in the result tables.

These Para Driving rules apply, even if the Para Athlete is entered in an open class. The only difference will be in the Cones section of a Dressage and Cones class, the time allowed will be calculated based on a speed of 230m/min, instead of 240m/min, for horses and ponies.

EA CAN Competition

If a Para Athlete is competing in an EA CAN event, they must have two grooms, as specified above. However, in the Marathon phase for Grade I Athletes, the second groom may be on the carriage, or off the carriage, using a bicycle, moped, ATV or similar, and follow at a safe distance, while not going in the Obstacles themselves.

ANNEX 6 – Role of Driving Officials

EA Driving Judge Roles and Responsibilities

A judge is a member of a Ground Jury appointed to control a Competition or Event. The number of judges and the levels required for the level of the Competition is as set out in the EA Driving Rules.

As a Member of the Ground Jury, the Driving Judge shares the responsibility for the technical running of Competitions or Events in accordance with the EA (and FEI) Rules and Regulations.

Where appointed as the Chief Judge (FEI: President of the Ground Jury), in the absence of a Technical Delegate, will oversee that the Rules, Regulations and technical requirements for the running of the Competition, cooperation between Officials and other principal stakeholders are respected and upheld in order to achieve the best possible outcome of the Event.

It is desirable for the Driving Judge to have knowledge relative to following areas:

- EA and FEI Rules and Regulations and Officials Code of Conduct
- Principles of Horse Welfare
- Principles of course design for cones
- Principles of the duties of the Technical Delegate (if appointed)
- Tack and other equipment
- Able to assess situations and make appropriate decisions
- Oversee conditions and /or surface area for each of the competitions is safe
- Ensure the Dressage arena is set out correctly
- Judge the Dressage Test
- Judge the Cones courses
- Oversee the Marathon (CAN events)
- Liaise with the Organising Committee/Event Director and offer suggestions for improvements
- To be present for the duration of the Event

All judges must hold either EA Competitor or Supporter Membership

A Driving Judge may not compete in any Competition for which they are appointed.

CAN EVENTS

Where several judges are engaged to Officiate, then a Chief Judge would be appointed to oversee the role of the Ground Jury.

The Chief Judge will also oversee the running of the Marathon.

The Chief Judge may also be required to meet and discuss organisational and technical matters with other parties such as, but not limited to, OC/Event Director, Chief Steward, Course Designer, Technical Delegate, and Veterinarians etc.

Technical Delegate Duties and Responsibilities

Technical Delegates are required to approve administrative arrangements for an Event from the time of their appointment until the end of the Event. They will commence their duties early enough to be able to satisfy themselves that the accommodation and the stabling for the horses, and the training area etc, are suitable in all respects.

The Technical Delegate should be at the venue of the Event at least on the day before the start of the first Competition.

A Technical Delegate is appointed by EA Sport Committees for EA National Championship Events, and are to be selected from the official EA lists.

For State Championship Events, the appointment of a Technical Delegate is not compulsory but is recommended.

For other events, a Technical Delegate is not compulsory unless stated otherwise in the rules, but OC's are encouraged to appoint a person selected from the EA list of Technical Delegates to assist in the preparation and conduct of the Events.

The Technical Delegate has the following duties and responsibilities at the Event:

- To inspect the course and arenas and to ensure that the technical details are in accordance with the Regulations and Rules.
- To be satisfied that the course is fair and that knowledge of local conditions would not give an unfair advantage.
- To advise the OC and instruct the Course Designer to make any alterations to the arena or the course, or to any technical detail associated with the conduct of the Competition that ~~he or~~ she ~~they~~ considers necessary.
- To help the Ground Jury to supervise the technical conduct of the Competition after indicating to the Chief Judge satisfaction with the arrangements
- Technical Delegates appointed by EA Sport Committees are required to send a report to that committee at the conclusion of the Event.

All Technical Delegates must hold either EA Competitor or Supporter membership.

A Technical Delegate may not compete in any Competition for which they are appointed.

Course Designer Duties and Responsibilities

A Course Designer is to be appointed by EA Sport Committees for EA National Championship Events, and are to be selected from the official EA lists.

For State Championship Events, the appointment of a Course Designer is not compulsory but is recommended.

The Course Designer is responsible to the Technical Delegate (where appointed) or Chief Judge.

The Course Designer will:

- Set up the arena for Driven Dressage
- Design, lay out and measure the Cones Course
- Construction of the Obstacles in Marathon (CAN events)
- Providing a course map to the TD and Ground Jury and to be available during the Course walk if required to answer questions

The Chief Judge will declare the Competition ready to start when the Technical Delegate or the Course Designer has reported that the course is ready. Thereafter the Ground Jury is solely responsible for the conduct of the Competition.

All Course Designers must hold either EA Competitor or Supporter membership

A Course Designer may not compete in any Competition for which they are appointed.

Chief Driving Steward Duties

The Chief Driving Steward should be experienced preferably in the Sport of Driving.

The OC's of Events should, for State and National Championships, appoint a Chief Steward and an appropriate number of Stewards under the authority of the Chief Steward wearing distinctive EA identification.

Driving Stewards are responsible for:

- Where reasonably practical, intervene to prevent any abuse of the horse by riders, grooms, owners or any other person.
- Observation of every part of the stables, exercise, lunging and warm up areas and all other areas under the control of the OC.
- Checking and measuring all the carriages after Driven Dressage and Cones.
- Be familiar and assist with medication control rules and procedures.

Driving Stewards report to the Chief Judge or Organising Committee:

- any contravention of the Rules pertaining to Carriages, tyres, harness, bits
- any incident relating to the Rules and Regulations for Welfare of the Horse

At National Championships and major Events, the Chief Steward is required to send a report to the EA State Branch regarding the event as a whole and on any incident which occurs during that event. A copy of the report is given to the Steward General and to the President of the OC of the event.

All Stewards must hold either EA Competitor or Supporter membership.

A Steward may not compete in any Competition for which they are appointed.

ANNEX 7 - Officials - Education and Accreditation Pathway for Driving Officials

Requirements to attain and maintain Driving Judge Accreditation

Judge Level	Pre-requisites	Theory Requirements	Practical Requirements	To Maintain Accreditation
FEI 4	Refer to FEI promotion requirements			
FEI 3	Refer to FEI promotion requirements			
FEI 2	Refer to FEI promotion requirements <i>Candidates need to be a current EA National Level 3 Driving Judge to be eligible for promotion to FEI Level 2</i>			
National Level 3 (All EA Driving Competitions including EA CAN 1* & 2*)	<ul style="list-style-type: none"> Be a current registered EA Level 2 Driving Judge for minimum 1 year 	<ul style="list-style-type: none"> Attend an EA Driving Officials Course in the previous 3 years Complete the EA Driving Judges ORBT with a pass mark of 80% 	<ul style="list-style-type: none"> Officiated at 3 EA Competitor Driving events covering all phases in previous 5 years. Attend an EA Dressage Judge practical seminar of minimum E level in the previous 3 years Participate in an EA Dressage Training Scale workshop (online or face to face) Recommend but not mandatory to attend a training lesson with an EA Driving Coach. If possible one session should include multiples 	<ul style="list-style-type: none"> Attend an EA Driving Officials Update Clinic/Course every 3 years and other stipulated reaccreditation requirements set by EA. Have officiated a minimum of 2 times in the previous 3 years
National Level 2 (All EA Driving Competitions up to and including EA CAN1*)	<ul style="list-style-type: none"> Be a current registered EA Level 1 Driving Judge for minimum 1 year. 	<ul style="list-style-type: none"> Attend an EA Driving Officials course in the previous 3 years Complete the EA Driving Judges ORBT with a pass mark of 80% 	<ul style="list-style-type: none"> Officiated at 3 EA Competitor events covering Dressage and Cones phases in the previous 5 years. Participate in an EA Dressage Training Scale workshop (online or face to face) Attend an EA Dressage Judge practical seminar of minimum F level in the previous 3 years Recommend but not mandatory to attend training lessons with an EA Driving Coach. If possible one session should include multiples 	<ul style="list-style-type: none"> Attend an EA Driving Officials Update Clinic/Course every 3 years and other stipulated reaccreditation requirements set by EA. Have officiated a minimum of 2 times in the previous 3 years

National Level 1 (EA Drive-1 & 2 Challenge Tests and EA Drive-1 & 2 Dressage Tests & Cones Courses)	<ul style="list-style-type: none"> • Be a current EA member over 18yrs old • Have a minimum of one of the following: <ul style="list-style-type: none"> - Be a registered EA Level 1 General, Dressage or Driving Coach or higher - Competed at the minimum of 1 FEI Driving competition. - Be a registered EA Dressage Judge F level or higher - Registered as a Driving Official with another Driving Organisation 	<ul style="list-style-type: none"> • Attend an EA Driving Officials Course in the previous 3 years • Complete AISC Community Officiating Principles Essential Skills course • Complete the EA Driving Judges ORBT with a pass mark of 80% 	<ul style="list-style-type: none"> • Assist at 1 EA/FEI Cones event at any level in past three years • Assist at 1 EA/FEI Marathon event in the past three years • Shadow Judge minimum 10 Driving Dressage Tests included 2 multiples (2 pairs of teams) At Any EA/FEI Level Event Can take place over more than one event • Scribe for EA Dressage Judge Educator/Mentor for 10 horses at any EA level event. • Attend an EA Training Scale Dressage workshop 	<ul style="list-style-type: none"> • Attend an EA Driving Official Update Clinic/Course every 3 years and other stipulated reaccreditation requirements set by EA. • Have officiated a minimum of 2 times in the previous 3 years
Provisional Interested	<ul style="list-style-type: none"> • Interest in Judging Or • Interested Driving Athlete Or • Interested Coach 	<ul style="list-style-type: none"> • Have a current Copy of EA Rules for Driving & Dressage 	<ul style="list-style-type: none"> • Pencil for EA Dressage Judges at competitions • Attend Dressage Judges Seminars and Workshops • Attend EA Driving Competitions • Attend EA Driving Officials Course 	

Requirements to attain and maintain Driving Technical Delegate Accreditation

Technical Delegate	Initial Requirements	Theory Requirements	Practical Requirements	To Maintain Accreditation
FEI Level	Refer to FEI promotion requirements Candidates need to be a current Level 3 Technical Delegate to be eligible for promotion to FEI.			
Level 3 National (All EA Driving Competitions including EA CAN 1* & 2*)	<ul style="list-style-type: none"> Be a current registered EA Level 2 EA Driving Technical Delegate for minimum of 1 year 	<ul style="list-style-type: none"> Attend an EA Driving Officials Course previous 3 years Successfully complete the EA Driving Technical Delegate ORBT with a pass mark of 80% 	<ul style="list-style-type: none"> Officiated at 2 EA-Driving events as a EA Driving TD covering all phases in previous 3 years. Assist EA Level 3 or higher Driving TD at two competitions which includes Marathon Phase in previous three years Recommend but not mandatory to attend EA Eventing TD/CD course 	<ul style="list-style-type: none"> Attend an EA Driving Officials Update Clinic/Course every 3 years and other stipulated reaccréditation requirements set by EA. Have officiated as an EA Driving TD a minimum of 1 time in the previous 3 years
Level 2 National (All EA Driving Competitions up to and including EA CAN1*)	<ul style="list-style-type: none"> Be a current registered Level 1 Driving Technical Delegate for minimum of 1 year 	<ul style="list-style-type: none"> Attend an EA Driving Officials Course previous 3 years Successfully complete the EA Driving Technical Delegate ORBT with a pass mark of 80% 	<ul style="list-style-type: none"> Officiated at 2 EA Driving events covering Dressage and Cones phases in the previous 3 years. Assist EA Level 3 or higher Driving TD at one competition which includes Marathon Phase in previous three years. Recommend but not mandatory to attend training lessons with an EA Driving Coach. If possible one session should include multiples. Recommend but not mandatory to attend EA Eventing TD/CD course 	<ul style="list-style-type: none"> Attend an EA Driving Officials Update Clinic/Course every 3 years and other stipulated reaccréditation requirements set by EA. Have officiated as an EA Driving TD a minimum of 1 time in the previous 3 years
Level 1 National (EA Drive-1 & 2 Challenge Tests and EA Drive-1 & 2 Dressage Tests & Cones Courses)	Be a current EA member over 18yrs old <ul style="list-style-type: none"> Have a minimum of one of the following: <ul style="list-style-type: none"> - Be a registered EA Level 1 or higher General or Driving Coach - Competed at the minimum of 1 EA Participant or higher/FEI Driving Competition - Be a registered EA TD in another discipline - Be registered as a Driving Official/TD with another Driving Organisation - Be a Provisional Driving TD for 1 year. 	<ul style="list-style-type: none"> Attend an EA Driving Officials Course previous 3 years Successfully complete the EA Driving Technical Delegate ORBT with a pass mark of 80% Complete AISC Community Officiating Principles Essential Skills Course 	<ul style="list-style-type: none"> Assist at 1 EA/FEI Cones event at any level in the past three years Assist at 1 EA/FEI Marathon event in the past three years Assist an EA Driving TD at two EA/FEI events at any level. Recommend but not mandatory to attend training lessons with an EA Driving Coach. If possible one session should include multiples. Recommend but not mandatory to attend EA Eventing TD/CD course 	<ul style="list-style-type: none"> Attend an EA Driving Officials Update Clinic/Course every 3 years and other stipulated reaccréditation requirements set by EA. Have officiated as an EA Driving TD a minimum of 1 time in the previous 3 years
Provisional (Interested)	<ul style="list-style-type: none"> Be a current EA Member over 18 years old Interested in EA/FEI Driving 	<ul style="list-style-type: none"> Attend an EA Driving Officials Course previous 3 years Have current copies of, or access to EA/FEI Driving Rules 	<ul style="list-style-type: none"> Assist an EA Driving Technical Delegate Attend and assist with EA Driving Competitions 	

Note: An FEI Driving Technical Delegate can apply to the EA National Driving Committee for consideration to be approved for immediate appointment as an EA National Level 3 Driving Technical Delegate.

Requirements to attain and maintain Driving Course Designer Accreditation

Course Designer	Initial Requirements	Theory Requirements	Practical Requirements	To Maintain Accreditation
FEI Level	Refer to FEI promotion requirements <i>Candidates need to be a current Level 3 Course Designer to be eligible for promotion to FEI.</i>			
Level 3 National (All EA Driving Competitions including EA CAN 1*& 2*)	<ul style="list-style-type: none"> Be a current registered EA Level 2 Driving Course Designer for minimum of 1 year 	<ul style="list-style-type: none"> Attend an EA Driving Officials Course previous 3 years Successfully complete the EA Driving Course Designers ORBT with a pass mark of 80% 	<ul style="list-style-type: none"> Officiated at 2 EA-Driving events as an EA Driving CD covering all phases in previous 3 years. Assist EA Level 3 or higher Driving CD at two competitions which includes Marathon Phase in previous three years Recommend but not mandatory to attend EA Eventing TD/CD course 	<ul style="list-style-type: none"> Attend an EA Driving Officials Update Clinic/Course every 3 years and other stipulated reaccréditation requirements set by EA. Have officiated as an EA Driving CD a minimum of 1 time in the previous 3 years
Level 2 National (All EA Driving Competitions up to and including EA CAN1*)	<ul style="list-style-type: none"> Be a current registered Level 1 Driving Course Designer for minimum of 1 year 	<ul style="list-style-type: none"> Attend an EA Driving Officials Course previous 3 years Successfully complete the EA Driving Course Designers ORBT with a pass mark of 80% 	<ul style="list-style-type: none"> Officiated at 2 EA Driving events covering Dressage and Cones phases in the previous 3 years. Assist EA Level 3 or higher Driving CD at one competition which includes Marathon Phase in previous three years. Recommend but not mandatory to attend training lessons with an EA Driving Coach. If possible one session should include multiples. Recommend but not mandatory to attend EA Eventing TD/CD course 	<ul style="list-style-type: none"> Attend an EA Driving Officials Update Clinic/Course every 3 years and other stipulated reaccréditation requirements set by EA. Have officiated as an EA Driving CD a minimum of 1 time in the previous 3 years
Level 1 National (EA Drive-1 & 2 Challenge Tests and EA Drive-1 & 2 Dressage Tests & Cones Courses)	Be a current EA member over 18yrs old <ul style="list-style-type: none"> Have a minimum of one of the following: <ul style="list-style-type: none"> Be a registered EA Level 1 or higher General or Driving Coach Competed at the minimum of 1 EA/FEI Driving Competition Be a registered EA CD in another discipline Be registered as a Driving Official/CD with another Driving Organisation Be a Provisional Driving CD for 1 year. 	<ul style="list-style-type: none"> Attend an EA Driving Officials Course previous 3 years Successfully complete the EA Driving Course Designers ORBT with a pass mark of 80% Complete AISC Community Officiating Principles Essential Skills Course 	<ul style="list-style-type: none"> Assist at 1 EA/FEI Cones event at any level in past three years Assist at 1 EA/FEI Marathon event in the past three years Assist an EA Driving CD at two EA/FEI events at any level. Recommend but not mandatory to attend training lessons with an EA Driving Coach. If possible one session should include multiples. Recommend but not mandatory to attend EA Eventing TD/CD course 	<ul style="list-style-type: none"> Attend an EA Driving Officials Update Clinic/Course every 3 years and other stipulated reaccréditation requirements set by EA. Have officiated as an EA Driving CD a minimum of 1 time in the previous 3 years
Provisional (Interested)	<ul style="list-style-type: none"> Be a current EA Member over 18 years old Interested in EA/FEI Driving 	<ul style="list-style-type: none"> Attend an EA Driving Officials Course previous 3 years Successfully complete the EA Driving Course Designers ORBT with a pass mark of 80% Have current copies of EA/FEI Driving Rules 	<ul style="list-style-type: none"> Assist an EA Driving Course Designer Attend and assist with EA Driving Competitions 	

Note: An FEI Driving Course Designer can apply to the EA National Driving Committee for consideration to be approved for immediate appointment as an EA National Level 3 Driving Course Designer

ANNEX 8 - Fast-Track -

8.1 EA Accredited Driving Judges

Expression of interest from applicants who are either FEI Drivers, EA Level 1 or higher Driving Coaches or an EA Dressage Judge F Level or higher and meet the criteria below should be lodged with EA for approval.

The application form can be downloaded from the EA website.

To enter the fast-track scheme applicants must be:

- a) FEI drivers who have obtained an overall average total of 60% or higher in the Dressage Phase in FEI Driving competitions.
- b) EA Level 1, 2 Driving Coaches with current accreditation.
- c) Currently registered EA Dressage Judge F Level or higher
- Or
- d) Currently Accredited Driving Official from an equivalent organisation (Australian or another Country).

All applicants will be eligible to enter at Level 1 based on evidence provided in their application.

All candidates are required to attend the relevant required seminar and complete and pass the current General ORBT before being accredited.

8.2 Fast-Track – EA Accredited Driving Technical Delegate

Expression of interest from applicants who are either FEI Drivers, EA Level 1 or higher Driving Coaches or an EA Eventing Technical Delegate Level 1 or higher and meet the criteria below should be lodged with EA for approval.

The application form can be downloaded from the EA website.

To enter the fast-track scheme applicants must be:

- a) FEI drivers who have obtained an overall total of 60% or higher in the Dressage Phase in FEI Driving competitions.
- b) EA Level 1,2 Driving Coaches with current accreditation.
- c) Currently registered EA Eventing Technical Delegate Level 1 or higher or:
- d) Currently Accredited Driving Official from an equivalent organisation (Australian or another Country).

All applicants will be eligible to enter at Level 1 based on evidence provided in their application.

All candidates are required to attend the relevant required seminar and complete and pass the current ORBT and other stipulated requirements before being accredited.

8.3 Fast-Track – EA Accredited Driving Steward

Expression of interest from applicant who are either FEI Drivers, EA Level 1 or higher Driving Coaches or an EA Eventing Steward 1 or higher and meet the criteria below should be lodged with EA for approval.

The application form can be downloaded from the EA website.

To enter the fast-track scheme applicants must be:

- a) FEI drivers who have obtained an overall average of 60% or higher in the Dressage Phase in FEI Driving competitions.
- b) EA Level 1,2 Driving Coaches with current accreditation.
- c) Currently registered EA Eventing Steward Level 1 or higher.

OR

- d) Currently Accredited Driving Official from an equivalent organisation (Australian or another country).

All applicants will be eligible to enter at Level 1 based on evidence provided in their application.

All candidates are required to attend the relevant required seminar and complete and pass the current ORBT and other stipulated requirements before being accredited.

Education Pathway

An education pathway is currently being developed for Driving, ~~Judges~~, TD, CD and Stewards.

ANNEX 9 - Protective Headgear Standards

As per the [EA General Regulations](#), Article 122.2: Dress and Salute, the following will apply:

Except where Sport Rules allows otherwise, riders and drivers competing in an EA competition, must wear an approved helmet with the chin strap fastened at all times. The same is recommended when riding a horse at any time.

Protective headgear must conform with one of the current approved safety standards:

- Current Australian standard **AS/NZS 3838** (2006 onwards) *provided they are SAI Global marked.*
- New Australian standard **ARB HS 2012** *provided they are SAI Global marked.*
- Current American standard **ASTM F1163** (2004a or 04a onwards) *provided they are SEI marked.*
- Current American standard **SNELL E2001.**
- Current British standard **PAS 015** (1998 or 2011) *provided they are BSI Kitemarked.*
- Interim European Standard **VG1** (01.040: 2014-12) *with or without BSI Kitemark.*

BSI Kitemarked:

(The BSI Kitemarked logo can look different depending on the year of manufacturing of your helmet. This is only given as an EXAMPLE)



SAI Global marked:



SEI marked:



ANNEX 10 - Warning Cards

Driving Recorded Warning, Yellow Warning Cards & Suspension

The following actions will automatically result in the following sanction for the Athlete:

At National Events a Yellow Warning Card may be issued at the discretion of the Ground Jury President or Chief Steward for:

- a) Any case of Dangerous Driving
- b) Athlete not seeing a Vet or a Doctor after a fall
- c) Athlete leaving the venue after having retired, been eliminated or stopped during the Marathon Test without having his Horse checked by the Veterinarian.
- d) All cases of minor Blood on Horse caused by the Athlete either in the mouth or on flanks from a whip as a minimum or by stronger sanction(s)
- e) For pressing a tired horse together with 25 penalties



Failure to wear such Protective Headgear where and when required after being notified to do so by an Official, shall result in a Recorded Warning in the first instance or a Yellow Warning Card if there have been repeated instances.

In addition, depending on the circumstances of the case, either of the following measures may be imposed:

- a) Elimination
- b) Disqualification

All cases of Dangerous Driving will incur a Driving Yellow Warning Card



Driving Yellow Warning Card

EA DRIVING YELLOW WARNING CARD		EA DRIVING YELLOW WARNING CARD	
Event:.....		 	
Date:			
Offence: (Please tick one)		<p>A Yellow Warning Card may be issued by an EA Official (a member of the Ground Jury or Chief Steward) for the offence listed.</p> <p>The EA Official should deliver it personally to the Athlete/Person Responsible together with an explanation as to why it is being issued and the possible consequences of any further offences being committed.</p> <p>In the case of athletes being under the age of 18 years, a Parent/Guardian must be present. The receipt of a Yellow Warning Card suspends any penalty until a new offence takes place.</p> <p>An Athlete or Person Responsible receiving two Yellow Warning Cards within a 12 month period for the same offence will incur an automatic disqualification from competition for four months, from the date of the second offence.</p> <p>There will be no Right of Appeal.</p>	
Abuse of Horse..... <input type="checkbox"/>			
Incorrect Behaviour..... <input type="checkbox"/>			
Dangerous Driving..... <input type="checkbox"/>			
Non-compliance with Protective Headgear Rules ... <input type="checkbox"/>			
Non-compliance with applicable Sport Rules <input type="checkbox"/>			
Official's Name:			
Official's Position			
Signature of Official:.....			
Name of Athlete/PR			
Signature of Athlete/PR:			

Driving Recorded Warning

A Recorded Warning will be issued by an EA Official for less serious cases involving:

- a) Non-compliance with Protective Headgear policy – 1st occurrence
- b) Non-compliance of sport rules – 1st occurrence

<p>EA DRIVING RECORDED WARNING CARD</p> <p>Event:.....</p> <p>Date:</p> <p>Athlete/PR:</p> <p><u>Offence: (Please tick one)</u></p> <p>Non-compliance with Protective headgear rules – 1st occurrence <input type="checkbox"/></p> <p>Non-compliance with applicable sport rules – 1st occurrence <input type="checkbox"/></p> <p>Official's Name:</p> <p>Official's Position:</p> <p>Signature of Official:</p> <p>Person Responsible Name:</p> <p>Signature of Athlete/PR:</p>	<p>EA DRIVING RECORDED WARNING CARD</p> <div style="display: flex; justify-content: space-around; align-items: center;">   </div> <p>A Recorded Warning Card may be issued by an EA Official (a member of the Ground Jury or Chief Steward) for the offence of a less serious nature at Events.</p> <p>Before issuing a Recorded Warning, the EA Official has the duty to hear the Athlete, if available. At any time the Athlete has the right to seek out the EA Official for any explanation related to the Recorded Warning.</p> <p>The EA Official should deliver it personally to the Athlete/Person Responsible together with an explanation as to why it is being issued and the possible consequences of any further offences being committed.</p> <p>In the case of athletes being under the age of 18 years, a Parent/Guardian must be present.</p> <p>There will be no Right of Appeal.</p>
--	---