

Proposed amendments and additions to EA Dressage Rulebook 1.1.18

Rule	Section	Amendment	Comment
General	Whole document	Change of the following terms where necessary: Australian Dressage Committee /ADC change to Equestrian Australia Dressage Committee/ EADC ADJC = EADJC , Athlete = rider , Classes = competitions	To comply with EA requirements
Glossary of abbreviations and acronyms		Add: YH Young Horse Make list alphabetic order	Abbreviation is used in the document
Definitions		Add new point q) Combinations refers to a horse or pony and rider combination Adjust subsequent alpha points to suit.	We use the term Combinations – need to define.
Section 1			
1.5.1	A Yellow warning card may be imposed for the following	b) FEI, National-accredited Stewards, EA Technical Delegates, FEI-accredited Judges and EA National Judge Educators have the authority to issue a Yellow Warning Card when officiating at an Event. They can be given either by hand or any other suitable means and will state the reason for the penalty.	As per EA clarification
1.9	Entry of horses and riders	a) any change of rider must be notified, in writing, to the OC no later than 40 minutes prior to the start of the competition. The change must be for legitimate reasons and is at the discretion of the OC. However, a rider of a horse may not be changed if another rider has ridden the horse on the day, either in warm-up or in a competition	Clarification
1.11a) d) See also 4.5 Annex F	Gear Check	Gear Check a) a gear check is require compulsory for <u>each</u> test d) failure to have a gear check may will incur elimination Gear Steward Furthermore: a) if a rider does not have their gear checked by the appointed gear check steward, they may will incur elimination	Clarification. Gear check is compulsory

1.15 c)		Conditions of Entry for horses and ponies for all levels of Competitive and Participation competition c) To promote development, all Official EA events/competitions (including EA FEI-level competitions) are open to both horses and ponies. The exceptions to this are the Australian Dressage Championships, State Dressage Championships, Australian and State Pony Championships and Prix St Georges Stars of the Future. Exceptions for Young and Junior rider competitions are to be approved by ADC.	Clarification. Pony Champs not open to horses.		
1.15.3.2	Table	<table><tr><td>EA Intermediate II and EA Grand Prix, including U25 Grand Prix,</td><td>Horses/ponies must have gained 60% in Intermediate A or B or Intermediate II on two occasions to be eligible to compete EA Grand Prix, and EA U25 Grand Prix</td></tr></table>	EA Intermediate II and EA Grand Prix, including U25 Grand Prix,	Horses/ponies must have gained 60% in Intermediate A or B or Intermediate II on two occasions to be eligible to compete EA Grand Prix, and EA U25 Grand Prix	Addition to table to clarify
EA Intermediate II and EA Grand Prix, including U25 Grand Prix,	Horses/ponies must have gained 60% in Intermediate A or B or Intermediate II on two occasions to be eligible to compete EA Grand Prix, and EA U25 Grand Prix				
1.15.3 i)	Table of starting possibilities for levels and freestyles. Further notes:	<p>This rule is not specific in that it does not refer to a combination, but only to a horse, and also does not specify a time period for the qualification.</p> <p>h) at FEI-sanctioned events the FEI Prix St Georges and/or FEI Intermediate I competitions are the qualifying tests for the FEI Intermediate Freestyle.</p> <p>i) FEI GP CDN at FEI sanctioned events is open to horses/ponies that have on two occasions achieved 60% in an EA GP competition.</p> <p>i) the FEI level GP CDN held at FEI sanctioned events in Australia is open to combinations that have on two occasions (in 12 months prior to close of entries) achieved 60% at level.</p> <p>j) At FEI-sanctioned events the FEI Grand Prix competition is the qualifying test for the FEI Grand Prix Freestyle.</p> <p>.</p>	Clarification from April teleconference		

1.15.3.2	Eligibility of horses and ponies combinations for each level		Graded level	Eligibility of Horses and Ponies for each level	Clarification and improve the standard - from April teleconference And Re name table with consideration for if the combination should prove capability to compete (ie horse/ rider competence)
			Preliminary/Novice	Horses/ponies with less than 30 upgrading points gained in Elementary and above	
			Elementary	Horses/ponies with less than 30 upgrading points gained in Medium and above	
			Medium	Horses/ponies with less than 30 upgrading points gained in Advanced and above	
			Advanced	Horses/ponies with less than 30 upgrading points gained in FEI competitions	
			EA Prix St Georges and EA Intermediate I tests including EA FEI Young Rider tests	Combinations must have achieved 60% or above on 2 occasions in Official Advanced competitions to be eligible to compete EA PSG, Intermediate 1. In the event that the competitions are held at the one event, they must be judged by a different panel of judges	
			EA Intermediate A and B	Combinations must have gained at least 60% in an Official Intermediate I competition to compete in EA Intermediate A and B or Intermediate II.	
			EA Intermediate II and EA Grand Prix, including U25 Grand Prix,	Combinations must have gained 60% in Intermediate A or B or Intermediate II on two occasions to be eligible to compete EA Grand Prix and EA U25 Grand Prix. For GP CDNs held in conjunction with FEI Sanctioned events see Rule 1.15.3.i)	
			FEI-sanctioned events in Australia – PSG, Inter I, A, B, Intermediate II/GP CDI U25 CDIY, CDIJ and CDIP	Refer to rule 8.18.3	
			Combinations wishing to represent Australia overseas at FEI-sanctioned events outside of Australia refer to rule 8.18.2		
			Graded level	Eligibility of Horses and Ponies combinations for each level	
			Preliminary/Novice	Horses/ponies Combinations with less than 30 upgrading points gained in Elementary and above	
			Elementary	Horses/ponies Combinations with less than 30 upgrading points gained in Medium and above	

			Medium	Horses/ponies Combinations with less than 30 upgrading points gained in Advanced and above	
			Advanced	Horses/ponies Combinations with less than 30 upgrading points gained in FEI competitions	
			EA Prix St Georges and EA Intermediate I tests including EA FEI Young Rider tests	Horses/ponies Combinations must have achieved 60% or above on 2 occasions in Official Advanced competitions to be eligible to compete EA PSG, Intermediate 1. In the event that the competitions are held at the one event, they must be judged by a different panel of	
			EA Intermediate A and B	Horses/ponies Combinations must have gained at least 58 60% in an Official Intermediate I competition to compete in EA Intermediate A and B.	
			EA Intermediate II and EA Grand Prix, including U25 Grand Prix,	Horses/ponies Combinations must have gained 58% 60 % in Intermediate A or B or Intermediate II on two occasions to be eligible to compete EA Grand Prix. For GP CDNs held in conjunction with FEI Sanctioned events see Rule 1.15.3 (i)	
			FEI- sanctioned events in Australia – PSG, Inter I, A, B, Intermediate II/GP CDI U25 CDIY, CDIJ and CDIP	Refer to rule 8.18.3	
			Combinations wishing to represent Australia overseas at FEI-sanctioned events outside of Australia refer to rule 8.18.2		

1.15.3.3		<p>1.15.3.3 Heights of horses and ponies</p> <p>In regards to the heights for horses and ponies:</p> <ol style="list-style-type: none"> horses must exceed 149 cm with shoes or 148 cm without shoes ponies entered for Competitive and Participation pony competition must comply with the regulations for horses in rule 1.15.1 above with the following exceptions and additions: <ul style="list-style-type: none"> ponies must not exceed 149 cm with shoes or 148 cm without shoes the estimated height of the pony is to be included on entry forms. <p>Where a complaint is lodged with the OC about the height of a horse/pony and a valid measurement certificate cannot be produced to verify the height:</p> <ol style="list-style-type: none"> the OC may request that the horse/pony be measured within 7 days of the event that gave rise to the complaint and advise EA accordingly compliant height for the competition/s entered the OC must advise the SDA the SDA will determine that a transfer from horse to pony status or from pony to horse status is required and advise the EA State Branch accordingly all current grading points will transfer with a change in status a new grading card new Dressage Card/Performance License will be issued only current measurement certificates approved by the EA, a Hack Council or an RAS will be accepted. 	<p>Amendment</p> <p>EA Approved Height certificate upon request</p>
----------	--	--	--

1.15.3.4		<p>1.15.3.4 Age of horses/ponies</p> <p>In regards to the age of horses and ponies:</p> <ul style="list-style-type: none"> a) horses/ponies must be aged 3 years or over to be eligible for a Dressage Performance Card/Competitor Licence. To be eligible for a Dressage Performance Card/Competition Licence, the age of the horse is determined by its natural birthday. b) horses/ponies must be aged 5 years or over to be eligible to compete in Para-Dressage. c) the calculation of the age of horse/pony depends on the hemisphere where the horse/pony was born. The country of birth is used to determine the age of the horse/pony. d) for horses born in the Southern Hemisphere, and all Young Horses (see rule 5.1.b) age is assessed from August 1 of the year of birth. For horses born in the Northern Hemisphere age is assessed from January 1 of the year of birth. The following formula is to be used to calculate the age of horses: where A = age (in years), C = current year and B = year of birth: <div style="text-align: center; margin: 10px 0;"> <p>Before and until 31 July $A = C - B$</p> <p>From and after 1 August $A = C - B - 1$</p> </div> <table border="1" style="margin-left: auto; margin-right: auto; border-collapse: collapse;"> <thead> <tr> <th colspan="2" rowspan="2"></th><th colspan="2">Current Date</th></tr> <tr> <th>Before and until 31 July</th><th>From and after 1 August</th></tr> </thead> <tbody> <tr> <td rowspan="2" style="text-align: center; vertical-align: middle;">Born</td><td style="text-align: center;">Before and until 31 July</td><td style="text-align: center;">$A = C - B$</td><td style="text-align: center;">$A = C - B + 1$</td></tr> <tr> <td style="text-align: center;">From and after 1 August</td><td style="text-align: center;">$A = C - B - 1$</td><td style="text-align: center;">$A = C - B$</td></tr> </tbody> </table>			Current Date		Before and until 31 July	From and after 1 August	Born	Before and until 31 July	$A = C - B$	$A = C - B + 1$	From and after 1 August	$A = C - B - 1$	$A = C - B$	Amended for consistency
		Current Date														
		Before and until 31 July	From and after 1 August													
Born	Before and until 31 July	$A = C - B$	$A = C - B + 1$													
	From and after 1 August	$A = C - B - 1$	$A = C - B$													
8.11.1	Australian Youth Dressage Championships 8 -25yo	<p>Add</p> <p>j) all horses and ponies must hold EA registration and ponies must provide a current EA height certificate with entry (refer to rule 1.15.3.3.)</p>	Add													

8.11.1	Australian Pony Dressage Championships	j) all horses and ponies must hold EA registration and ponies must provide a current EA height certificate with entry (refer to rule 1.15.3.3.)	Add
1.15.3	Table of starting possibilities for levels and freestyles	a) The FEI level GPCDN held at FEI sanctioned events in Australia is open to combinations that have on two occasions (in the 12 months prior to close of entries) achieved 60% at level	Clarification
1.15.4.1	Age categories used in EA Youth Competitions	a) Junior Rider is eligible to compete from the start of the year they turn 10 (the year they turn 8 if riding a pony) to the end of the year they turn 18.	clarification
1.15.4.1		Add - e) all riders may ride in Young Pony competitions from the year they turn 10 and Young Horse competitions from the year they turn 12	Safety issue clarification for young riders in young horse competition
1.15.5	Bridle numbers at events	1.15.5 Bridle numbers at events Bridle numbers are important for identification purposes and should be used at all times at an event. <ul style="list-style-type: none"> two numbers are required to be worn when competing – one on both sides of the horse – preferably attached to each side of the saddlecloth, or Each side of the bridle and must be clearly readable. the bridle numbers must also be worn as described whenever the horse is being ridden/lunged/led/grazed at an event. when presenting to the judge before a test, riders do not have to stop and report to the judge but must make sure the judge has clearly seen their identification number. 	Suggestion LS to make easier to read id numbers
1.16	Upgrading points	a) A Competition Competitor Licence /Dressage Performance Card must be held to acquire upgrading points d) once a horse or pony gains 30 upgrading points in higher levels than their current grading, they are graded at the next consecutive level (e.g. if a horse currently graded Preliminary/Novice, competes Elementary and Medium and gains grading points at both either of these levels, when 30 grading points are accumulated at these levels (or even higher) the horse is then upgraded to	clarification

		Elementary)						
1.17	Downgrading of horses/ ponies	j) when a downgrade is granted the combination must fulfill any criteria regarding eligibility of horses/ponies for each level as outlined in 1.15.3.2						To prevent combinations from competing above their capability level
1.21	Conditions of entry table	TESTS	Consecutive levels entered	Max 2	Max 2	Max 2	Max 2	clarification
			Max EA tests In one day (includes Official, Participation,	Max 3	Max 3	Max 3	Max 3	
			Max FEI tests in one day (including Freestyles)	Max 2	Max 2	Max 2	Max 2	
SECTION 2								
2.1	Compulsory dress by levels	2.1.1 Preliminary to M e d i u m levels Riders competing in Preliminary to Medium levels are required to wear: a) white, off-white, light canary or beige jodhpurs or breeches b) a short coat (refer to rule 2.8 for non-permitted colours) c) riding boots, either long or short, black or brown . Long boots can also be the same colour as the coat. (Black or brown hunting tops permitted.) d) all riders of horses and ponies must wear an approved safety helmet in a dark colour e) gloves (white preferred or a dark colour) f) for shirts and neck wear see rule 2.7. Optional as defined below:						To make rules more consistent EA levels and Adv/FEI levels.

		<ul style="list-style-type: none"> • spurs, whip, gaiters, monkey grip • military personnel, police, etc, may wear service dress with a safety helmet. • <p>2.1.2 Medium level Riders competing in Medium levels are required to wear:</p> <p>a) white, off-white, light canary or beige jodhpurs or breeches b) a short coat – refer to rule 2.8 for non-permitted colours c) riding boots, either long or short, black or brown. Long boots can be the same colour as the coat (black or brown hunting top permitted). Short boots must be black or brown in colour d) all riders of horses and ponies must wear an approved safety helmet in a dark colour e) gloves (white preferred, or dark colour) f) for shirts and neck wear see rule 2.7.</p> <p>Optional as defined below:</p> <ul style="list-style-type: none"> • whip, gaiters, monkey grip, spurs • military personnel, police, etc, may wear service dress with a safety helmet <p>2.1.3 Advanced level Riders competing at Advanced levels are required to wear:</p> <p>a) white or off-white breeches, b) black or dark blue tail coat, or short jacket/coat – refer to rule 2.8 for non-permitted colours c) long black or brown riding boots or same colour as the coat permitted (black or brown hunting top permitted), short boots permitted for riders under 18 – black or brown only d) all riders of horses and ponies must wear an approved safety helmet in a dark colour e) gloves (white preferred or dark colour) f) for shirts and neck wear see rule 2.7.</p> <p>Optional as defined below:</p> <ul style="list-style-type: none"> • whip, monkey grip, spurs • military personnel, police, etc, may wear service dress with a safety helmet <p>2.1.3 Prix St Georges to Grand Prix levels</p>	
--	--	---	--

		<p>Riders competing at Prix St Georges to Grand Prix are required to wear:</p> <ol style="list-style-type: none"> white or off-white breeches a jacket or tail coat in a dark colour . Refer to rule 2.8 for permitted colours. Contrast colouring and piping is permitted. Contrast stripes are not permitted. long boots in black or same colour as coat riders 22 years and over an approved safety helmet or top hat in a dark colour only riders 21 years and under as per 1.15.4.1 (b) an approved safety helmet in dark colour only a stock or tie in white, off-white,same colour as coat or pale colour, colour trim is permitted, if coat is navy then stock may be a shade of blue gloves, white preferred or dark colour for shirts refer to rule 2.7 for more information. <p>Optional as defined below:</p> <ul style="list-style-type: none"> military personnel, police, etc, may wear service dress with safety helmet (may wear top hat or service hat 22 years and over) spurs permitted as per rule 2.5 whip, monkey grip. 	
2.3	Footwear	<p>Footwear</p> <p>In regards to a rider's footwear:</p> <ol style="list-style-type: none"> all riders must wear riding boots as specified in the table below, when mounted all boots must have smooth soles or only light tread and heels for safety reasons heavily indented treads are not permitted for safety and risk management reasons unsafe boots will entail elimination the exposed side of long boots must be smooth all boots must be a single colour, with the exception of top boots with a hunting top any decoration of top boots is permitted only on the top edge of boots. 	clarification

2.3	Footwear Table	<table> <tr> <th>Boots (heavily indented soles not permitted)</th><th>Prelim – Med</th><th>Adv</th><th>FEI</th></tr> <tr> <td>Short boots (black or brown only) – for riders under 18 years</td><td>ü</td><td>ü</td><td>X</td></tr> <tr> <td>Short boots (black or brown only) – for riders 18 years and over</td><td>ü</td><td>X</td><td>X</td></tr> <tr> <td>Short boots with matching coloured gaiters</td><td>ü</td><td>ü</td><td>X</td></tr> <tr> <td>Short boots with matching coloured gaiters with black or brown hunting tops</td><td>ü</td><td>ü</td><td>X</td></tr> <tr> <td>Long boots with black or brown hunting tops</td><td>ü</td><td>ü</td><td>X</td></tr> <tr> <td>Long brown boots</td><td>ü</td><td>ü</td><td>x</td></tr> <tr> <td>Long black boots (Top boots)</td><td>ü</td><td>ü</td><td>ü</td></tr> <tr> <td>Long riding boots same colour as the coat</td><td>ü</td><td>ü</td><td>ü</td></tr> </table>	Boots (heavily indented soles not permitted)	Prelim – Med	Adv	FEI	Short boots (black or brown only) – for riders under 18 years	ü	ü	X	Short boots (black or brown only) – for riders 18 years and over	ü	X	X	Short boots with matching coloured gaiters	ü	ü	X	Short boots with matching coloured gaiters with black or brown hunting tops	ü	ü	X	Long boots with black or brown hunting tops	ü	ü	X	Long brown boots	ü	ü	x	Long black boots (Top boots)	ü	ü	ü	Long riding boots same colour as the coat	ü	ü	ü	Table update
Boots (heavily indented soles not permitted)	Prelim – Med	Adv	FEI																																				
Short boots (black or brown only) – for riders under 18 years	ü	ü	X																																				
Short boots (black or brown only) – for riders 18 years and over	ü	X	X																																				
Short boots with matching coloured gaiters	ü	ü	X																																				
Short boots with matching coloured gaiters with black or brown hunting tops	ü	ü	X																																				
Long boots with black or brown hunting tops	ü	ü	X																																				
Long brown boots	ü	ü	x																																				
Long black boots (Top boots)	ü	ü	ü																																				
Long riding boots same colour as the coat	ü	ü	ü																																				
2.4	Gaiters/Chapettes	<p>Gaiters/Chapettes</p> <p>Riders please note:</p> <ol style="list-style-type: none"> gaiters may be worn up to and including Advanced when informal dress is worn (refer to table in rule 2.19) gaiters may only be worn with short boots which have heels the exposed side of the gaiter must be full grain leather the gaiters must match the colour of the boots, which must be black or brown gaiters may have hunting tops but only in brown or black suede on the exposed side of the gaiter is not permitted. all gaiters/chapettes must be full grain leather 	Clarification																																				
2.11.1.1	Snaffle bridle	<p>Change paragraph to dot points for uniformity</p> <p>A snaffle bridle is an English-type bridle with a single snaffle-type bit and one set of reins.</p> <ul style="list-style-type: none"> A snaffle bridle is compulsory in all tests up to and including Elementary level. A snaffle bridle is optional at Medium, Advanced and all EA FEI level competitions. One-eared bridles are not permitted under penalty of elimination. 	Clarification and Format																																				

2.11.1.2		Delete last sentence and added rule to alphabetic points a) dropped noseband (see Illustration 1) b) cavesson noseband (see Illustration 2) c) flash (or Hanoverian) noseband (see Illustration 3) d) crossed (Grackle or Mexican noseband (not permitted in Young Horse competitions) (see Illustration 4). See 2.21 for illustrations of permitted nosebands Nosebands and curb chains may never be so tightly fixed as to harm the horse. Officials should not loosen the noseband, but request the rider to do so. If the rider refuses and the official thinks the noseband is still too tight, the Ground Jury should be approached to make a ruling. Padding under the noseband is permitted as long as it is securely attached. See 2.21 for illustrations of permitted nosebands.					clarification
2.11.1.3	Bits	d) Hanging cheeks (Baucher-type) are permitted but only when combined with a mouthpiece with a single or double joint.					FEI update 2018
2.11.2.3	Double bridle noseband	• Only a cavesson noseband is compulsory shall be used with a double bridle under penalty of elimination					clarification
2.12	Table of equipment permitted and not permitted	Details of equipment	Permitted in competition	Permitted in warm-up and exercise areas but NOT past Gear Steward and NOT in competition	NOT permitted at an event or venue The wearing of any of the following at an event will entail elimination	Clarification to reflect current rules	

		Any equipment which the Ground Jury, TD or Chief Steward may determine is against the intent and general principles of dressage			X	
		Balancing reins (e.g. chambon, deGogue)			X	
		Bearing reins (e.g. chambon, deGogue)			X	
		Bit guards (leather/rubber circular gadgets that stop the bit pulling through)			X	
		Bitless bridles e.g. Hackmores hackamores			X	
		Blinkers, any form			X	
		Boots, bell boots and bandages Penalties are cumulative		-2 points from each judge if worn in the space around the arena -2 points from each judge if worn in the arena		
		Boots which are affixed to the hoof and non-removable (i.e. Glu-Shu) not to cover more of hoof than does a nailed shoe, bulbs of the heel and full circumference of coronary band must be clearly visible. (2.16)	All levels		*	
		Breast plates	Up to and incl Medium with a			
		Crystal mane bands			X	
		Snaffle Bridle	All levels	All levels		
		Double bridle	Med and above	All levels		
		Ear plugs	Permitted in presentations only			
		False tail/tail extensions - no metal or added extra weight – penalty of elimination For FEI-sanctioned events refer to FEI rules Article 428.4	All levels – no metal or added extra weight or elimination			
		Foregirths	All levels			
		Grass reins (e.g. chambon, deGogue)			X	

		Headphones or similar devices		X	
		Mane and/or tail decoration of the horse with items such as ribbons, flowers in the tail, etc, is strictly forbidden, apart from a red ribbon in the tail to indicate a horse that kicks			X
		Monkey grip	All levels		
		Nasal strips			X
		Details of equipment	Permitted in competition	Permitted in warm-up and exercise areas but NOT past Gear Steward and NOT in competition	NOT permitted at an event or venue The wearing of any of the following at an event will entail elimination
		Neck straps	All levels for safety purposes only		
		Nose nets – refer to rule 2.15 and 2.21 for exceptions			X
		Removable over-boots (e.g. Easy Boot/Mac Boot/Hoof Boot, Scoot Boot)		X	
		Running martingales		with a snaffle bridle	
		Running reins (e.g. chambon, deGogue)			X
		Saddles – coloured piping	Yes		
		Saddle covers (e.g. sheepskin or rain covers, etc)		X	
		Stirrups – lock in, tie downs, magnetised			X
		Tongue ties			X
		Whip (1 only) Horses 1.2 m in length Ponies 1 m in length	All levels subject to conditions of	In FEI level competitions at Australian and State Champs	

		Refer to rule 2.6 for exceptions Penalties are cumulative		the event	-2 per judge if carried circling arena in events where not permitted -2 per judge if carried in the arena	elimination if carried in test for more than 3 movements in competition at events where		
2.13	Lunging equipment	Wherever possible a designated area should be set aside for lunging. Moved intro sentence information out of dress and saddlery and into events 3.12.1 and Annex K5					Rename rule and move this information to Section 3 .12.1 K5	
2.19	Gear stewards checklist	Please read carefully		Preliminary to Medium	Advanced Informal dress e.g. short coat Formal dress e.g. tail coat		FEI tests at EA events*	clarification update table to reflect current rules
Headgear training/practice		Approved safety helmet	Compulsory	Compulsory				
Headgear final		Approved safety helmet: all riders	Compulsory	Compulsory				

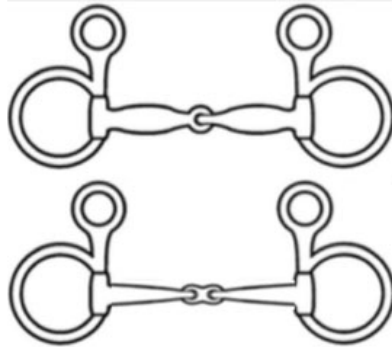
		warm-up and competition	riding horse or pony of any age					
			Approved safety helmet for riders 22 years and under riding horse or pony of any age	Compulsory	Compulsory	Compulsory	Compulsory	
			Top hat rider over 22 years	X	X	X	Optional	
		Jacket/Coat Refer to rule 2.1 and 2.8	General	To be in dark colour range – blue, green, black, grey, brown. Tweed coats permitted. Bright colours such as pink, red, orange, yellow, lime green, purple and wide contrast stripes and multi coloured coats not permitted				
			Short coat/jacket	ü	ü	ü	ü	
			Tail coat – black, dark blue or other colour as per rule 2.1.4. Contrast stripes not permitted	X	X	ü	ü	
			Cutaway coat /mini tails are permitted providing they are cut straight across the back.	ü	ü	ü	ü	
		Preliminary to	Advanced		FEI tests at EA			

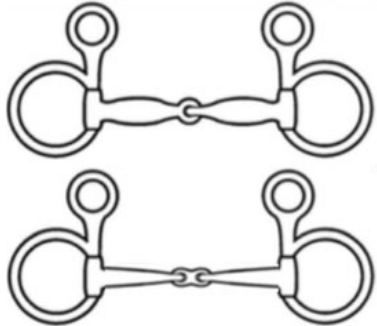
			Elementary	Informal dress e.g. short coat	Formal dress e.g. tail coat	events*
Jodphurs or breeches	Jodphurs	ü ü ü				X X
	Breeches	White, off-white, beige or light canary				ü ü
						White or off-white
Shirt	Refer to rule 2.7	Light or pale colour and tucked in when not wearing a coat. Can be long sleeved, short sleeved, capped sleeve or sleeveless. Collar can be ratcatcher or business style – if latter tie must be worn.				
Tie, stock or ratcatcher	Tie	ü	ü	ü	ü	
	Stock	White, off-white, pale colour or same colour as coat. Piping trim is permitted.				
	Ratcatcher	ü	ü	ü	ü	
Waistcoat		ü	ü	ü	ü	
Gloves		Compulsory at all levels, white preferred or a dark colour				
Boots	Short, black or brown	ü	Optional under 18	X	X	
	Top boots	black/brown or same colour as coat	black/brown or same colour as coat (hunting tops permitted)		black/brown or same colour as coat	
Gaitors	Black or brown to match boots.	ü	ü	X	X	

			Exposed side must be full grain leather.					
		Spurs		Optional	Optional		Optional	
			<p>Must be smooth metal. Shank must point directly back from centre of spur when on the boot.</p> <p>Must be a pair.</p> <p>Tip of shank must not point up or inward. Soft touch spurs with rolling ball on either vertical or horizontal plane</p>	<p>Rowels must be blunt/smooth and rotate freely. Daisy rowels permitted. Metal spurs with plastic knobs, 'swan-neck' spurs and dummy spurs (no shank) permitted.</p> <p>Pony riders, regardless of age, may only wear spurs no longer than 4 cm. Length of the spur is measured from the boot to the tip of the spur.</p>				
		Whip	<p>Not in EA FEI level competitions at Aus/State Max length 1.2m horses and 1.0m ponies</p>	ü ü ü ü			ü except in State/ Aus Champs	

		Saddle	Dressage (including all-purpose), must be fully-mounted, used with or without a saddlecloth.			
				Preliminary to Medium	Advanced Informal dress e.g. short coat Formal dress e.g. tail coat	FEI tests at EA events*
		Monkey grip	ü	ü	ü	ü
		Bridle numbers	One on each side of the bridle or saddlecloth is required and must be clearly visible. Should be worn whenever the horse is out of the stable including leading, grazing, under saddle at any time.			
		Bridle, black or brown only	Padding is permitted under bridles and must be discreet and applied to the underside of the bridle only.			
			Snaffle	ü	optional	optional
			Bit and bridoon (Double)	Permitted at Medium only	optional	optional
		Nosebands, black or brown only		One (only)		
			Cavesson	Compulsory see		
			Dropped	Section 2, rule		
			Flash	2.11.1.2. Only		
			Crossed (not for YH)	Cavesson permitted with double.		
		False tails	Permitted, but must not contain any metal parts or added extra weight	ü	ü	FEI permission for CDIs

		Additional gear				
		Breastplate (with snaffle only up to and including Medium level)	ü	ü x	ü x	X
		Foregirth	ü	ü	ü	ü
		Crupper	Permitted only for Ponies (but not in YH)			
		Running martingale, bandages, brushing boots, over-boots, double bridle (all levels), saddle covers, headphones	Warm-up area only			
		Side reins and lunge cavesson	Lunging only			
		Blinkers, ear plugs, nasal strips, bearing/ running/balancing reins, cheekers /bit guards, chambon/deGogue	Not permitted at all anywhere with the exception that ear plugs may be worn during prize giving.			
		Ear hoods	Permitted to be worn. May be checked by Gear Steward after their test , the rider must remove the ear hood for checking if requested.			
		Nose nets – Refer	Only permitted with ADC approval and evidence to be produced at gear			

			to 2.15 for details	check.			
			Back protectors	To be worn under jacket (if jacket is worn) Permitted all levels			
				Preliminary to Medium	Advanced		FEI tests at EA events*
					Informal dress e.g. short coat	Formal dress e.g. tail coat	
		Sponsor pocket badges Refer to EA General Regs Article 135	Max 80 cm ² , only only breast height	ü	ü	ü	ü
		Sponsor saddlecloth badges Refer to EA General Regs Article 135	Max 200 cm ² on each side	ü	ü	ü	ü
		Bits: Refer to Section 2 for descriptions and illustrations					
2.20	Permitted bits table	Hanging cheek snaffle (single or double joint only)					From FEI equipment update
		Double bridle bits - bradoons					

		Bridoon bit with hanging cheeks (single or double joint only)			
SECTION 3					
3.7	Entering the arena	e) failure to enter the arena within 45 seconds of the bell being sounding will entail a penalty of 2 points per judge. Should a rider continue and not enter within a further 30 seconds they will be eliminate.		Clarification on time allowed	
3.7 i)	Entering the arena	i) at the first halt and final halt competitors must take the reins in one hand to salute. Those who are wearing a top hat have the choice to take the hat off or just nod. Men should, whenever possible, remove their hats when saluting. This does not apply where a rider is wearing a safety helmet and harness. Failure to salute will entail a 2 point penalty from each judge.		Clarification	
3.8	Dismounting/Fall during test	Dismounting/Fall during test In regards to dismounting or falling during a test: <ul style="list-style-type: none"> a) riders must be mounted on entering and leaving the arena on penalty of elimination. b) if a rider dismounts after entering the arena without a reason acceptable to the judge, no marks will be given to the movement. A dropped whip, hat, spectacles, etc, may be handed to a rider. However, in the case of a dropped whip it is preferable this is done at the end of the test when the rider has left the arena. c) any fall of the horse and/or rider between the entry at A and the end of the test at the final salute, will entail elimination from that test, and the rider may not remount to leave the arena. d) if there is a fall of horse and/or rider after the final halt and salute this will not entail elimination and 		Updated for safety reasons	

		<p>the rider may not remount to leave the arena it may be necessary for the rider to leave the arena unmounted.</p> <p>e) In the event of any fall by horse or rider, it will be the decision of the Judge or a representative of the organising committee, (informed if necessary by a doctor or medical officer in the case of a rider or a vet or horse welfare officer in the case of a horse), as to whether the rider or horse can continue to compete at that event.</p> <p>f) if a rider dismounts after the final halt and salute without a reason acceptable to the judge this will entail elimination.</p> <p>f) if a rider is in an unconscious or semi-conscious state as a result of a fall and on regaining consciousness does not appear fit to compete, the Chief Judge shall require the rider to be medically assessed as fit to compete further. This decision is made in consultation with the TD/Chief Steward/OC. There is no appeal against this decision unless a medical certificate is provided confirming that the rider is fit to continue in competition.</p>	
3.11	Unauthorised assistance	<p>Add:</p> <p>Horses may be attached to a leadline when at walk when proceeding to or from the competition arena, but not in or around the competition area. This will be considered outside assistance and will entail elimination.</p>	As per EADC rule clarification notice 2017
3.12.1	Lunging in warm up and exercise areas:	<p>Lunging in warm up and exercise areas:</p> <p>Wherever possible a designated area should be set aside for lunging. Non-compliance with lunging in a designated area or with non-permitted equipment will entail elimination. Ideally organizing committees should provide a clearly marked and designated lunging area, preferably enclosed so there is no risk of an escaping horse.</p> <p>a) lunging and work in-hand by someone other than the nominated rider is permitted</p> <p>a) wherever possible a designated area should be set aside for lunging</p> <p>b) non-compliance with lunging in a designated area will entail elimination.</p> <p>c) the lunging of a rider mounted in the saddle is not permitted anywhere at the event</p> <p>For allowed lunging equipment see rule 2.13</p>	<p>Add intro sentence moved from 2.13</p> <p>Changed dots pts to a)b)c) etc</p>
3.17	Penalties and errors of course	<p>Penalties and Errors of Course</p> <p>Where a combination used to be eliminated, in some instances a penalty is now incurred. A penalty is minus 2 marks from each judge for a range of instances as per Annex F. All judges must have the same number of penalties recorded.</p>	Rearrange set out of rule – more logical sequence. Alpha points

		<p>However, every Error of Course, whether the bell is sounded or not, must be penalised and is cumulative. The penalties for an error of course are as follows:</p> <ul style="list-style-type: none">• the first by - 2 marks• the second by - 4 additional marks• the third by elimination. <p>Furthermore:</p> <ol style="list-style-type: none">a) If the bell is not sounded when an error of course is made <u>and</u> the test requires the same movement to be repeated and the error is made again, the rider is only penalised once. The Chief Judge must be aware of the effect of one movement on the next and where mirror images occur, in order to be prompt in notifying the competitor.b) If eliminated, if time permits and the type of event or competition is appropriate, the Chief Judge may invite the rider to continue the test to the end with the marks being awarded in the ordinary way. In such a case it is not necessary for the collective marks to be completed.c) The use of the rider's voice, referred to in rule 3.16, is not an Error of Course.d) It is not always necessary for a judge to ring the bell for an error of course. Below are instances that will and will not require the sounding of the bell. However, not all cases can be quoted and it is the Chief Judge who will decide to sound the bell. In deciding not to ring the bell the judge must consider the effect this will have on the rest of the test.	also updated		
		<table><tr><td><p>The Chief Judge WILL ring the bell:</p><ul style="list-style-type: none">• when the rider enters the arena at the incorrect gait• when the rider turns right instead of left or vice versa• when the rider omits a movement• when a movement is the first of a mirror image and the competitor rides rising trot instead of sitting trot and vice versa and/or an incorrect circle size.</td><td><p>The Chief Judge need NOT ring the bell:</p><ul style="list-style-type: none">• when the final halt is at X instead of G or vice versa• When the reins are not taken in one hand at the salute• when the rider makes a transition not clearly at the marker• cantering up the centre line from A, the rider makes a pirouette at D instead of at L• the rider does rising trot instead of sitting trot or vice versa in a non-mirrored movement.</td></tr></table>	<p>The Chief Judge WILL ring the bell:</p> <ul style="list-style-type: none">• when the rider enters the arena at the incorrect gait• when the rider turns right instead of left or vice versa• when the rider omits a movement• when a movement is the first of a mirror image and the competitor rides rising trot instead of sitting trot and vice versa and/or an incorrect circle size.	<p>The Chief Judge need NOT ring the bell:</p> <ul style="list-style-type: none">• when the final halt is at X instead of G or vice versa• When the reins are not taken in one hand at the salute• when the rider makes a transition not clearly at the marker• cantering up the centre line from A, the rider makes a pirouette at D instead of at L• the rider does rising trot instead of sitting trot or vice versa in a non-mirrored movement.	
<p>The Chief Judge WILL ring the bell:</p> <ul style="list-style-type: none">• when the rider enters the arena at the incorrect gait• when the rider turns right instead of left or vice versa• when the rider omits a movement• when a movement is the first of a mirror image and the competitor rides rising trot instead of sitting trot and vice versa and/or an incorrect circle size.	<p>The Chief Judge need NOT ring the bell:</p> <ul style="list-style-type: none">• when the final halt is at X instead of G or vice versa• When the reins are not taken in one hand at the salute• when the rider makes a transition not clearly at the marker• cantering up the centre line from A, the rider makes a pirouette at D instead of at L• the rider does rising trot instead of sitting trot or vice versa in a non-mirrored movement.				

SECTION 4			
4.3	Technical delegate TD	i) furnishing a report within 21 days after the completion of the event and <ul style="list-style-type: none"> • for Australian Championships, send a copy to the ADC with a copy to the Event Director • for State Championships send a copy to the SDA and Event Director • for any other event send a copy to the OC. 	Clarification
4.5	Gear Steward	<p>The Gear Steward is responsible for:</p> <ol style="list-style-type: none"> guiding the rider on the <i>legality</i> of the saddlery, equipment and dress referred to in Section 2 checking the gear of each competitor for each test, either before the test or as specified in the schedule or on the notice board . In the case of an FEI-sanctioned event <i>or</i> if the bit/bridle is in question, any inspection should be done immediately after the completion of the test. If this inspection requires the removal of the bridle, a head collar/halter must be made available for this purpose. Any removal of equipment must be done by the rider or their agent ensuring that a competitor's gear check is completed to allow sufficient time for them to proceed to the competition arena and adhere to the draw time. If a problem arises during a gear check which may cause a delay, the competitor or their agent must be requested to re-present to the gear steward <i>immediately</i> after their test concludes consulting with the TD or, in their absence, a member of the Ground Jury if doubt exists regarding any item of saddlery or other equipment having a 1.0m and a 1.2 m gauge accessible (e.g. tube, rod, tape measure, mark on fence) to ensure compliance of competitor's whip using disposable surgical/protective gloves – one new pair for each horse – if inspecting the bridle (mouth area) <p>Furthermore:</p> <ol style="list-style-type: none"> it remains the full responsibility of the rider to comply with the equipment rules as outlined it is the responsibility of the OC to provide a gear steward. if a rider does not have their gear checked by the appointed gear check steward, they may incur elimination at the discretion of the Ground Jury, Appeal Committee or TD every consideration must be given to not disturbing the harmony of the horse and rider prior to them entering the competition area the gear steward must not alter any gear. If gear is too tight, loose or incorrectly fitted, the rider or their agent must make the necessary adjustments 	Clarification

		Refer to Section 2 rule 2.12 for a table of allowable items of dress, saddlery and equipment.	
Section 5			
	General Conditions	<p>General conditions</p> <p>In relation to Young Horse and Young Pony competitions the following rules apply:</p> <ul style="list-style-type: none"> a) Para-Equestrian riders are welcome to ride young horses/ponies in Young Horse tests but the use of compensating aids is not permitted b) birth dates for all horses and ponies will be as at 1 August (see rule 1.15.3.4 for calculation of age) c) in principle, the YH competitions will consist of one mandatory round at qualifiers and two mandatory rounds at the State Championships and Australian Young Horse Championships d) in all YH FEI tests the trot is to be executed sitting unless specified rising e) a third round where a guest rider rides the horses is optional f) judging score sheets to be used for 4, 5, 6 and 7 year old YH competitions are available on the EA website g) at all 4,5, and 6 year old competitions, the judges must sit together, in 7 year old competition the technical judge/s sits at C and the judges assessing the quality sit together at E or B h) horses will be judged on walk, trot, canter, rideability submission and overall impression perspective as a future dressage horse, including standard of training on the basis of the Training Scale i) competitions will be Official but will not attract grading points j) horses must be registered with EA and hold a current Dressage Performance Card/Competition Licence k) horses must exceed 149 cm with shoes l) ponies must not exceed 149 cm with shoes or 148 cm without shoes m) horses may qualify for the Australian Young Horse Championships from 1 August of the year they turn 4, 5, 6 or 7 until the closing date of entries to the Australian Young Horse Championships n) riders and horse owners must be current Competitive members of the EA, horse owners must be at least supporter members of EA o) riders must turn 10 years of age or over in the calendar year of competition p) all Young Horse results must be forwarded to EA for recording on the EA data base q) the competitor's state of origin must appear in the results r) results for all competitions and rounds showing the mark for trot, walk, canter, submission and perspective for each horse must be available online and in hard copy s) if a horse leaves the arena with all four feet during a 4-year-old state qualifying competition this will not entail elimination but will incur a 2 point penalty to be deducted before the score is divided by 5. This rule does not apply to the Australian YH Championships t) Errors of Course to be subtracted once score has been converted to a percentage score: 	Clarification

		<ul style="list-style-type: none">• 1st error – 0.5 percentage point• 2nd error – 1.0 percentage point• 3rd error – Elimination <p>u) 0.5% to be deducted per other error</p> <p>v) where two rounds are held the mark from the first round will <i>not</i> carry forward to the second round.</p>																					
5.1.2	Dress and saddlery	Approved safety helmets are to be worn in all 4 ,5 and 6 year old competitions. This includes qualifying events and State/Australian National Championships. Additionally, failure to comply with any of the below will entail elimination- The following conditions apply:			Not all conditions entail elimination																		
5.2	Conduct of qualifying events		<table><thead><tr><th>Age</th><th>Mandatory round</th></tr></thead><tbody><tr><td>4YO</td><td>FEI Young Horse test for 4-year-olds</td></tr><tr><td>4YO Pony</td><td>FEI Young Horse test for 4-year-olds</td></tr><tr><td>5YO</td><td>FEI Young Horse Preliminary test for 5-year-olds</td></tr><tr><td>5YO Pony</td><td>FEI Young Horse Preliminary test for 5-year-olds</td></tr><tr><td>6YO</td><td>FEI Young Horse Preliminary test for 6-year-olds</td></tr><tr><td>6YO Pony</td><td>EA test for 6-year-old Ponies</td></tr><tr><td>7YO</td><td>EA Advanced 5.2- EA Young Horse test for 7 year olds</td></tr><tr><td></td><td></td></tr></tbody></table>	Age	Mandatory round	4YO	FEI Young Horse test for 4-year-olds	4YO Pony	FEI Young Horse test for 4-year-olds	5YO	FEI Young Horse Preliminary test for 5-year-olds	5YO Pony	FEI Young Horse Preliminary test for 5-year-olds	6YO	FEI Young Horse Preliminary test for 6-year-olds	6YO Pony	EA test for 6-year-old Ponies	7YO	EA Advanced 5.2- EA Young Horse test for 7 year olds				Consistency as per website
Age	Mandatory round																						
4YO	FEI Young Horse test for 4-year-olds																						
4YO Pony	FEI Young Horse test for 4-year-olds																						
5YO	FEI Young Horse Preliminary test for 5-year-olds																						
5YO Pony	FEI Young Horse Preliminary test for 5-year-olds																						
6YO	FEI Young Horse Preliminary test for 6-year-olds																						
6YO Pony	EA test for 6-year-old Ponies																						
7YO	EA Advanced 5.2- EA Young Horse test for 7 year olds																						
5.3	State Young Horse Championships	<p>a) the age of horses/ponies is taken from the 1st August</p> <p>b) Ponies must not exceed 149 cms with shoes or 148 cm without shoes. A current EA approved height certificate must be supplied at time of entryupon request</p>			Update																		
5.3.2	First qualifying round	<p>The first qualifying round is:</p> <p>a) to be ridden one or two horses at a time in the arena under the direction of a caller</p> <p>b) top 10 placings (including equals) will go forward into the second round provided they have attained a score of no less than 6.5 (65%) in the first round</p> <p>b) decimal points may be used in judging</p> <p>c) the mark from the first round will <i>not</i> carry forward to the second round.</p>			Duplication so not required																		
5.3.3	Second qualifying round	<p>In the second qualifying round:</p> <p>a) the top 10 combinations from the first round are eligible for the second round. If there is equality of placings for 10th place, equal horses must be included in the second round provided they have attained a score of no less than 6.5 (65%) in the first round</p> <p>b) the mark from the second round will determine the final placings.</p>			Clarification																		

5.4	Australian Young Dressage Horse Championships	a) ponies must not exceed 149 cms with shoes or 148 cm without shoes and a current EA approved height certificate must be supplied upon request	Update
5.5	Consolation final	Consolation finals Any 4, 5, 6 and 7 year old horses and 4, 5 and 6 year old ponies that are not eligible to compete in the second round will be eligible to compete in the Consolation final providing they have scored at least 6.0 (60%) in the first round. The Consolation final is to be judged by 2 accredited Young Horse judges sitting at C. The tests to be ridden will be as follows:	Clarification
5.6	Selection of Young Horses to Represent Australia Overseas	Selection of Young Horses to Represent Australia Overseas The EA National Dressage Selectors will select the Australian representatives for the FEI World Breeding Championships for Young Dressage Horses based on merit and with reference to any EA Selection Policy that may be in place, the performance requirements detailed below and in addition to the rules of the FEI/World Breeding Federation for Sport Horses. In particular, horses must be registered with a studbook recognized by the WBFSH. For five and six year old young horses to be considered for endorsement to the FEI World Breeding Championships for Young Dressage Horses they must have a minimum of 2 performances of at least 80% in an official young horse competition with at least 7.5 for each pace. For seven year old young horses to be considered for endorsement they must have a minimum of 2 performances of at least 70%, a minimum of one performance is required in an official young horse competition, and one performance may be from an official competitive Prix St-Georges. a) For Australian based horses, at least one of these scores must be achieved in the second round of the Australian Young Dressage Horse Championships. b) For young horses not domiciled in Australia, performances must be from official Young Horse qualifiers with preference given to shows using the FEI tests for 5, 6 & 7 year olds. If submitting performances using national tests the onus is on the applicant to provide proof that the level of the national test used for qualifying scores is equivalent to the level of the FEI tests for 5, 6 & 7 year olds. Competition results, including a link to the results section of the event website and the judging sheets (complete with date, venue and names & signatures of judges) must be forwarded to the EA National Office as proof of performances. If selected to represent Australia horses and riders are required to be FEI registered and hold a valid FEI Passport or	Update from selectors

		<p>FEI Recognition Card.</p> <p>Providing they fulfil the scoring criteria, the winners of the Five Year Old Championship and Six Year Old Championship at the AYDHC will be automatically offered a place in the FEI World Breeding Championships for Young Dressage Horses. This offer is also conditional on the horses achieving at least one (1) more qualifying performance as per 5.6.</p>	
Section 6			
6.1	Entry, salute and timing	<p>c) Once the bell has sounded the rider has 45 seconds, plus 20 30 seconds of entry music to enter the arena (total of 65 seconds)</p> <p>e) Entering the arena after 20 30 seconds of music will incur a penalty of 0.5% from each judge</p>	FEI rule update 2018
6.2.2	Guidelines for riders and OCs	<p>Guidelines for riders and OCs</p> <p>a) music must be provided on a CD as first preference or otherwise as specified by the OC (e.g. UBS USB stick).</p> <p>b) riders have the right to request the OC for a sound check on their music.</p> <p>c) it is recommended that riders have a back-up copy of their music with them at the event.</p> <p>d) each CD music source must clearly show the name of the rider and horse on both the outside cover and CD proper.</p> <p>e) it is recommended to have a time keeper/course watcher, especially in FEI-level Freestyle tests.</p>	CD no longer the first choice
6.3	How to judge a Freestyle – Guidelines for Judges	<p>The judge must be confident the writer knows all the compulsory movements and how to record the marks.</p> <p>a) half marks (0.5) for the technical may be used at the discretion of the Judge.</p> <p>b) 0.1 decimals may be used for the artistic marks at the discretion of the Judge.</p> <p>c) a mark should be given each time a compulsory movement is shown. This mark must be placed in the relevant area on the test sheet.</p> <p>d) as some compulsory movements will be shown more than once, therefore gaining more than one mark, there could be several marks for one required movement.</p> <p>e) at the completion of each test the Judge will decide the final mark to be awarded for each movement</p> <p>For example: For flying changes a horse is awarded 6.0,7.0,7.0, 6.0 (divide the total of the 4 marks by 4 to come to the final mark = 6.5</p> <p>f) the following method is a guide only:</p>	Clarification

		<ul style="list-style-type: none"> for flying change a horse is awarded 6.0, 7.0, 7.0, 6.0 (divide the 4 marks to come to the final mark =6.5) by using this method, a clearer indication of the horse's ability to perform that movement and the mark to be awarded is developed. 										
New 6.11	Table	Insert - Table for Marking Omissions and Incorrect Execution in Freestyles (is attached in a separate document).										New table for marking freestyles
6.11 6.12	EA Levels – Compulsory/Permitted/Not Permitted movements for Freestyles	See below										Update table to current rules
	MOVEMENT	Novice (Competitive and Participant)			Elementary			Medium			Advanced	
		Compulsory	Permitted	Not Permitted	Compulsory	Permitted	Not	Compulsory	Permitted	Not	Compulsory	Permitted
	HALT											
	Entry and halt - beginning and end	ü			ü			ü			ü	
	WALK											
	Medium – Consecutive		ü		ü 10 m							
	Collected – Consecutive							ü 10 m min			ü 10 m min	
	Extended – Consecutive							ü 20 m min			ü 20 m min	
	Free – Consecutive	ü 20 m min			ü 20 m							
	Half turn on the haunches					ü						
	Half Pirouette								ü			ü
	Pirouette			x								
	TROT											
	Working	ü			ü							
	Collected				ü			ü			ü	
	Moderate lengthen	ü										
	Medium				ü							

Extended							ü			ü	
Working Trot – 10m circle left	ü							ü			
Shoulder-in left and right			x	ü			ü			ü	
Half-Pass left and right			x			x	ü			ü	
Counter change of hand			x			X		ü 1 only			ü 2 only
Leg-yield		ü			ü						
Travers					ü			ü			ü
Renvers					ü			ü			ü
4 loop serpentine		ü									
Passage and/or Piaffe			x			x			x		
Transition			x			x			x		
CANTER											
Collected left and right				ü			ü			ü	
Working	ü			ü							
Moderate lengthen	ü										
Medium				ü							
Extended							ü			ü	
Change of lead through trot – left and right	ü				ü						

	MOVEMENT	Novice(Competitive and			Elementary			Medium			Advanced		
		Compulsor	Permitt	No	Compulsory	Permitt	Not Permitted	Compulsor	Permitted	N	Compulsor	Permitt	Not Permitted
	Simple change of leg left-right and				ü								
	Canter – 10m circle left and					ü			ü				
	Canter – 15m circle left and	ü											
	Single flying change of leg – left-			x			x	ü				ü	
	Flying change of leg every 2nd stride			x			x			x			x
	Flying change of leg every 3rd stride			x			x			x			x
	Flying change of leg every 4th stride			X			X			X	max min 3		
	Flying change of leg every			x			x			x			x
	Half-Pass – left and right						x	ü			ü		
	Counter-Canter left and		ü		ü				ü			ü	
	Counter change of hand			x			x		ü 1 only			ü 1 only	
	Pirouette			x			x			x			x
	Half-Pirouette – left and right			x			x			x	max2m		
	Double Pirouette			x			x			x			x
	Triple Pirouette			x			x			x			x
6.12 6.13	FEI Levels - Compulsory/Not Permitted movements for Freestyles	Renummer table										Update table to reflect rule	
Section 7													
7.9	Changes of directions	In changes of direction, the horse should adjust the bend of its body to the curvature of the line it follows, remaining supple and following the indications of the rider, without any resistance or change of pace, rhythm or speed. Changes of direction can be executed in the following ways: <ul style="list-style-type: none">right angle turns including riding through the corner (one quarter of a volte of approx 6 m diameter)										clarification to reference diagram	

		<ul style="list-style-type: none"> • short and long diagonal • half-voltes and half-circles, with changes of rein • half-pirouettes and turn on the haunches • serpentine loops • counter changes of hand in zigzag* where the horse should be straight for a moment before changing direction. See rule 7.12.5 	
7.18	The position and aids of the rider	<p>a) All the movements should be obtained with imperceptible aids and without apparent effort of the rider. The rider should be well balanced, elastic, sitting deep in the centre of the saddle, smoothly absorbing the movement of the horse with their loins and hips, supple thighs with the legs steady and stretched well down. The heels should be the lowest point. The upper part of the body should be tall and supple. The contact should be independent from the rider's seat. The hands should be carried steadily close together, with the thumb as the highest point and a straight line from the supple elbow through the hand to the horse's mouth. The elbows should be close to the body. All of these criteria enable the rider to follow the movements of the horse smoothly and freely.</p> <p>b) The effectiveness of the rider's aids determine the precise fulfilment of the required movements of the tests.</p> <p>c) There shall always be the impression of harmonious cooperation between horse and rider</p> <p>d) Riding with both hands is obligatory in tests. Apart from the halt and salute, where the rider must take the reins in one hand,</p> <ul style="list-style-type: none"> • a discreet 'pat on the neck' for a well performed exercise, or for reassurance, is perfectly acceptable (as is the situation of an athlete needing to wipe a fly from their eye, or other situations such as adjusting clothing, saddle pads etc). • However, if the rider intentionally takes the reins into one hand in order to use either the reins or the other hand to produce more impulsion from the horse, or to promote applause from the spectators during the test, it will be considered a serious fault and will be reflected in the mark for both the movement and the collective mark for 'Rider'. <p>e) Riding with reins in one hand is permitted, however, in the Freestyle tests.</p> <p>f) When leaving the arena at a walk on a long rein after having finished the test, the rider may, at their own discretion, ride with only one hand.</p>	<p>Clarification</p> <p>FEI clarification from director general</p>
Section 8			
8.5	Other requirements	<p>a) — Competitors must notify their state branch of their intention to compete at the Australian Championships. They must</p>	Condition no longer

		<ul style="list-style-type: none"> • advise the levels they have entered • notify their State Branch immediately of any change to their plans. 	relevant
8.11.1	The Australian Youth Dressage Championships 8–25 years	<p>Australian Youth Dressage Championships are, in principle, to be conducted using the same rules as for the Australian championships with the following exceptions:</p> <ul style="list-style-type: none"> a) the draft schedule is to be forwarded to the ADC for approval at least six months prior to the event b) qualifying performances are to be determined by the ADC. Where a U25 tour is held, qualifying scores may be obtained at Intermediate A or B c) where an U25 competition is held, qualifying scores may be obtained at Intermediate A, B, or Inter II d) two places in each competition (excluding Freestyles) are reserved for the highest qualified combinations from each State e) judges must be at least C level. Approval of the ADC is required if it is proposed to use lower level judges f) a minimum of two accredited judges are required for each EA level competition g) a minimum of three judges for EA FEI level competitions h) a minimum of three interstate (from different states) or overseas A or B level judges must be on the Ground Jury i) the competitors state of origin must be included in the program and the draw j) all horses and ponies must hold current EA registration and ponies must provide a current EA approved height certificate on request k) along with EA National tests at all levels, all EA FEI level tests for young riders, juniors and ponies to be scheduled and limited to FEI age groups. i.e FEI Pony tests are restricted to the FEI ages 12 – 16yo. l) an additional Small tour program for age group 22 -25yos to be included (PSG, Inter 1, Inter 1 freestyle) m) no FEI sanctioned events may be scheduled (e.g. CDIY) n) the highest level test at each level is compulsory o) competitions may be run in divisions p) if pony competitions for adult riders are included they are to be scheduled as a separate competition q) a Chief Steward must be appointed from the current FEI accredited or National Stewards list. (rule 4.1 for role, rule 10.9 for payment of out of pocket expenses). 	Clarification and Rule omission added back points h) – o) Added p) - chief steward

8.11.2	Australian Pony Dressage Championships	<p>Australian Pony Dressage Championships</p> <p>Australian Pony Dressage Championships are, in principle, to be conducted using the same rules as for the Australian championships with the following exceptions:</p> <ul style="list-style-type: none"> a) the draft schedule is to be forwarded to the ADC for approval at least 6 months prior to the event b) qualifying performances are to be determined by the ADC c) if FEI Pony tests are included they are restricted to the FEI Pony Rider ages 12 to 16 d) two places in each competition (excluding Freestyles) are reserved for the highest qualified combinations from each state e) judges must be at least C level and approval of the ADC is required if the use of lower level judges is proposed f) a minimum of 2 accredited judges is required for each EA competition g) a minimum of 3 judges is required for FEI level competitions h) a minimum of 2 interstate (from different states) A or B level accredited judges must be on the Ground Jury i) the competitors' state of origin must be included in the programme and draw j) all ponies must hold current EA registration and must provide an EA approved height certificate on request k) the highest level test at each level is compulsory l) competitions may be run in divisions. m) a Chief Steward must be appointed from the current FEI accredited or National Stewards list. (rule 4.1 for role, rule 10.9 for payment of out of pocket expenses) 	Clarification and Rule omission added Added m) -chief steward
8.12	State Dressage Championships	<p>SDAs are to conduct their state championships using the same rules as for the Australian Championships detailed previously in this section, with the following exceptions:</p> <ul style="list-style-type: none"> a) qualifying percentage to be determined by the SDA b) at least 2 accredited judges are required to judge each competition c) there is to be a minimum of 3 judges for EA FEI and FEI competitions d) a minimum of 2 interstate (from different states) A or B level accredited judges must be on the Ground Jury e) reserving 2 places in each competition for the highest qualified combinations from each state is at the discretion of the SDA f) it is up to the state to determine if ponies are to be included 	To comply with Jan 2017 requirements

		<ul style="list-style-type: none"> g) the highest level test at each level is not compulsory but must be used if an NOAS Judges' practical exam is scheduled h) competitions may be run in sections divisions if numbers require it. i) a TD is to be appointed by the SDA j) the schedule is to be approved by the SDA k) the SDA can determine what levels are to be held e.g. Preliminary, Novice, etc. <p>l) a Chief Steward must be appointed from the current FEI accredited or National Stewards list. (rule 4.1 for role, rule 10.9 for payment of out of pocket expenses)</p>	
8.13	State Youth Dressage Championships	<p>8.13 State Youth Dressage Championships</p> <p>State Young Riders Dressage Championships are in principle to be conducted using the same rules as the Australian championships with the following exceptions:</p> <ul style="list-style-type: none"> a) qualifying performances to be determined by the SDA b) judges must be at least D level c) a minimum of 2 accredited judges is required for each EA competition d) a minimum of 3 judges is required for EA FEI competitions e) a minimum of 2 interstate (from different states) or overseas A or B level accredited judges must be on the Ground Jury f) the competitors' state of origin must be included in the programme and draw g) all horses and/ponies must hold current EA registration h) the highest level test at each level is not compulsory but must be used if an NOAS Judges' practical exam is scheduled i) competitions may be run in sections divisions. j) see 8.13.1 for additional notes on qualifying scores for State and National Interschool competitions. k) A Chief Steward must be appointed from the current FEI accredited or National Stewards list. (See 4.1 for role) See rule 10.9 for payment of out of pocket expenses. 	Clarifications
8.14	State Pony Dressage Championships	<p>State Pony Dressage Championships</p> <p>State Pony Dressage Championships are, in principle, to be conducted using the same rules as for the Australian National Championships with the following exceptions:</p> <ul style="list-style-type: none"> a) if FEI Pony tests are included they are restricted to the FEI Pony Rider ages 12 to 16 b) qualifying performances to be determined by the SDA 	Clarification

		<ul style="list-style-type: none"> c) judges must be at least D level d) a minimum of 2 accredited judges is required for each EA competition e) a minimum of 3 judges is required for EA FEI-level competitions f) a minimum of 2 interstate (from different states) A or B level accredited judges must be on the Ground Jury for NSW, QLD and VIC events g) a minimum of 2 interstate judges are strongly recommended for the Ground Jury for the NT, SA, TAS and WA events h) the competitors' state of origin must be included in the programme and draw i) all horses and ponies must hold current EA registration and provide a copy of an EA Approved height certificate on request j) the highest level test at each level is not compulsory but must be used if an NOAS Judges practical exam is scheduled k) competitions may be run in sections-divisions l) a Chief Steward must be appointed from the current FEI accredited or National Stewards list. (See 4.1 for role) See rule 10.9 for payment of out of pocket expenses. 	
8.18.2	Rider Qualification for CDIs Overseas	<ul style="list-style-type: none"> a) To gain support from EA in requesting entries for Grand Prix competitions at CDIs overseas, combinations are required to produce proof of gaining a minimum of 63% in at least two competitions (at the level you wish to enter) in national Official Competitive competitions (in Australia or overseas) within the 12 months prior to the closing date of entries riders are required to produce proof of gaining 62–63% in two Grand Prix tests in national competitions (in Australia or overseas) within the previous 12 months prior to the closing date of entries b) The German Short Grand Prix Test (S10) is acceptable as a qualification for the above process. c) To gain endorsement for CDI5* events, riders combinations are required to produce proof of gaining at least 66% (in the Grand Prix) at two CDI competitions. d) For U25, Young Riders, Juniors or Ponies to gain support from EA to compete at CDIs overseas riders combinations are required to produce proof of recently gaining at least 60% or better in two national competitions (in Australia or overseas) at the level they wish to compete in at the CDI. e) In exceptional circumstances the Selectors have discretion to waive the above. Any such decisions being considered are to be discussed with the Chair of the ADC. f) re CDIO team standards EADC encourages participation in Nations Cup events at CDIOs. However, the performances need to be of an 	Clarification

		<p>acceptable standard as follows:</p> <ul style="list-style-type: none"> GP: 66% at a CDI in previous 12 months Small Tour: 65% in a CDI in previous 12 months (applies to Wellington Florida CDIO) 	
8.18.3	Rider Qualification for CDIs in Australia	<ul style="list-style-type: none"> a) To be eligible for CDI/CDIW competitions in Australia combinations are required to produce proof of gaining a minimum of 62 63% in at least two competitions (at the level you wish to enter) in national Official Competitive competitions (in Australia or overseas) within the 12 months prior to the closing date of entries b) CDI-U25 competitions combinations are required to produce proof of gaining 60% in two Intermediate A or Intermediate B or Intermediate II or Grand Prix tests in national Official Competitive competitions within the 12 months prior to the closing date of entries c) CDI-Y, CDI-J and CDI-P combinations are required to produce proof of gaining 60% at level within the 12 months prior to close of entries d) In exceptional circumstances the Selectors have discretion to waive the above. Any such decision being considered are to be discussed with the Chair of the ADC. 	Clarification
Section 9			
SECTION 9: PARA-EQUESTRIAN DRESSAGE Preamble <p>In 2006 the FEI, in agreement with the International Paralympic Committee, added Equestrian competition for Riders with a Disability. Now are now is known as Para-Equestrian (PE) . Para-Equestrian it is the eighth Discipline of the FEI. Para-Equestrian under national rules in Australia now comes under the banner of Dressage. National Para-Equestrian tests have been developed for use at PE dressage competitions, and the following applies:</p> <ul style="list-style-type: none"> EA PE tests are used at club level and Regional Championships and State Championships for “AOR type” riders as easier introductory tests – available on EA website . FEI PE tests are highly recommended to be used at State-level events. It is mandatory to use FEI PE tests at Nationals and CPEDI events. New FEI PE Tests will be available for use as at 1.1.2017. <p>Events will be as follows:</p> <ul style="list-style-type: none"> PE national events PE state events Australian Para Equestrian Dressage Championships FEI PE event – FEI-sanctioned i.e. CPEDI3* 			Para update for 2018 rules (as recommended by Sue Cunningham)

- For FEI Sanctioned PE events refer to FEI rules

Definitions, conditions and tests

- Para-Equestrian (PE)** = National PE Rules, and National PE tests/ FEI PE tests ridden nationally
- FEI Para-Equestrian (FEI PE)** = FEI Rules and FEI tests at FEI-sanctioned events
- FEI PE Classification Master List (FEI PE Master List)** – to compete
 - classified Para-Equestrian riders must be included on the **FEI PE Master List**
 - riders may only use the compensating aids that are included on the **FEI PE Master List**
 - judges **and the chief steward and gear check steward** will be provided by the OC, with a list of compensating aids for competitors
 - ~~on the draw for any competition~~ PE riders ~~who enter~~ should be **identified on the competition draw marked** with 'PE' beside their name.
 - **The FEI PE Master list will be available to all National Federations when holding a Para-Equestrian event.**

FEI PE Classification Master List

~~The Master List replaces the PE ID Card. The Master List will record all the information from the PE ID cards and will be available to all National Federations when holding a Para-Equestrian event.~~

The FEI PE Master list will include name, date of birth, national federation, national number, functional profile number, grade and the compensating aids and equipment that may be used, the manner of saluting and the date of classification. ~~The Master List must be copied by The OC will provide copies of the compensating aids listed on the FEI PE Master list, for the competitors involved in the competition to the and copies provided to the President of the Ground Jury or the Judge at C as well as the Gear Steward.~~

Unless stated in this list of conditions below, the EA dressage rules apply.

- A Para-Equestrian is a rider with a physical or visual impairment that satisfies the minimal impact criteria as detailed in the FEI Para-Equestrian Classification Manual and has been classified by an accredited National Classifier for national competitions.
- A PE rider must be, as a minimum, an EA Participant Member to compete in EA PE competitions.
- To compete in FEI PE-sanctioned events in Australia or overseas, or the Australian PE Dressage Championships where FEI tests are used, a PE rider must be a Competitive Member.
- A horse on which a Para-Equestrian rider competes in Official Participation competitions does not need to be registered.
- A horse on which a Para-Equestrian rider competes in Official Competitive competitions must be registered with EA.
- The following grades of Para-Equestrian Participation competition are offered:
 - Grade ~~1~~ **1** – walk only

- Grade ~~2~~ II – walk and trot
- Grade ~~3~~– III walk and trot. Canter is only permitted in the freestyle · Grade-4-IV – walk, trot and canter. May show lateral work in the freestyle
- Grade ~~5~~ V– walk, trot, canter, half pass, shoulder-in, walk pirouettes.

9.1 Rules

- a) There is no height restriction (e.g. horse and ponies compete together).
- b) Where horses are mentioned throughout this section also refers to ponies.
- c) All trot work may be executed in sitting or rising trot.
- d) Making an entry for any event constitutes implicit acceptance of these rules.
- e) Breaches of any of the rules may entail elimination, unless other penalties are stipulated.
- f) Competitors are responsible for knowing and complying with these rules.
- g) Horses and riders may be subject to random testing in competition. Refer to EA and FEI Anti-Doping and Medication Control rules (EADMC) and the EA (Rider) Anti-Doping Policy or rule 1.6 *Doping and Medication Control* in this document. For more information see www.equestrian.org.au, www.fei.org or www.asada.gov.au

9.2 Code of Conduct for welfare of the horse

Refer to rule 1.2 to 1.6.

9.3 Dressage objectives and general principles.

Refer Section 7 of the EA Dressage Rules

FEI Article 8411 – Work on two (2) tracks

The term “Leg-yield” to be replaced with “Diagonal-yield”

FEI Article 8411 and 8412 (Position and Aids of the Rider of the FEI PE Rules) and diagram in EA Rule 7.11 describes the movements “Diagonal yielding along the wall” and “Diagonal yielding on the diagonal” which is the term used when ‘Leg Yielding’ is performed in Para Equestrian.

FEI Article 8418.2.1 A discreet ‘pat on the neck’ for a well-performed exercise, or for reassurance, is perfectly acceptable (as is the situation of an athlete needing to wipe a fly from their eye, or other situations such as adjusting clothing, saddle pads etc).

However, if the rider intentionally takes the reins into one hand in order to use either the reins or the other hand to produce more impulsion from the horse, or to promote applause from the spectators during the test, it will be considered a serious fault and will be reflected in the mark for both the

movement and the collective mark for 'Rider'.

9.4 Para-Equestrian dressage events

The individual Para-Equestrian dressage and FEI Para-Equestrian event schedules must be read carefully to understand the specific conditions and requirements of the event. Para Participation competitions can be held in conjunction with any other EA dressage event, and all riders should have the support required to participate. The following rules apply:

- a) A rider may not enter a test other than the grade indicated by their ~~than their~~ functional profile ~~indicates~~.
- b) Only the current EA Para-Equestrian tests and the FEI Para-Equestrian level tests may be used – these are available from the EA and FEI websites.
- c) ~~Participant members can compete in all Para-Equestrian competitions, but at National Championships they must be a Competitive member.~~

9.5 Participation

9.5.1 Riders

PE riders competing in Young Horse/Pony competitions please refer to section Section 5, rule 5.1 *General conditions*.

~~It is a condition of participation that the rider has a measurable physical or visual impairment that satisfies the minimal impact criteria as detailed in the FEI PE Classification Manual. Conditions of participation are:~~

- a) the welfare of the horse is PARAMOUNT
- b) all riders must have their functional profile assessed by an EA-accredited classifier/s before they may take part in a Para-Equestrian competition
- c) riders may be officially classified from the beginning of the year in which they turn 12 years of age
- d) age of rider is from the start of the year.

9.5.2 Horses

- a) A rider may enter more than one horse per grade.
- b) Horses and ponies must be at least 5 years old to compete in EA Para Equestrian
- c) Horses for Grades ~~1, 2 and 3~~ I, II and III may be ridden and/or schooled for up to 30 minutes per day by the trainer/coach/groom or another rider designated by the competing rider.
- d) Horses for ~~Grade 4 and Grade 5~~ Grade IV and Grade V may only be schooled by the rider competing on those horses after arrival at the

venue.

- e) Horses competing in ~~Grades 1, 2 and Grade 3~~ Grade I, II and III may not be trained/schooled by anyone other than the rider for 15 minutes before they enter the competition arena to perform their dressage test
- f) A horse may be shared by a maximum of 2 riders in different grades.
- g) Under FEI Rules riders may compete in a maximum of 2 tests per day per horse.
- h) Horses in Grades ~~1, 2, 3 and 4~~ Grades I, II, III and IV may compete in a maximum of 4 tests per day.
- i) Horses in Grade ~~5~~ V may compete in a maximum of 2 tests per day.
- j) **Horses must be identified by a bridle number corresponding to the relevant Grade, worn at all times when outside the stable.**

9.6 Draw

- a) Competitions will be limited to 30 entries.
- b) A revised draw may be necessary the day before each competition to allow for withdrawals.
- c) The starting order will not alter and a move up system will apply.
- d) Withdrawals must be verified by documented proof, i.e. veterinary or medical certificate.
- e) The onus is on the competitor to confirm/check their start time/s before the competition.

9.7 Dress, saddlery and equipment


- a) All riders in all grades have the option of using either a snaffle or double bridle and curb bit with a curb chain.
- b) All riders must be neatly and correctly dressed at all times as per FEI Para-Equestrian rules.
- c) Protective headgear must be worn by riders, **grooms, trainers, owners etc** (as well as any other person), at all times whilst mounted. Riders will not be permitted to ride until such headgear is properly secured and any rider violating this rule must immediately be prohibited from further riding until such headgear is properly in place.
- d) For competition, hat covers may be black or another dark colour.
- e) **Head gear must have a well-fitting chinstrap with a 3 or 4 point harness properly fastened at all times when mounted.**
- f) ~~Chinstraps must be fastened at all times when mounted, and~~ Hats may not be removed for salutes or mounted prize giving ceremonies.
- g) ~~All riders, including grooms, trainers, owners, etc. must wear protective riding headgear when mounted.~~
- h) Gloves shall be worn if possible.
- i) Spurs are optional as per FEI Para-Equestrian rules (*Article 8427.1.8*)
 - spurs must be made of metal
 - shank must be either curved or straight, pointing directly back from the centre of the spur when on the rider's boot
 - spurs must not be offset, unless this is permitted as a compensating aid on the rider's FEI PE Master List
 - the arm of the spurs must be smooth and blunt

- if rowels are used they must be blunt and free to rotate
- level spurs with round hard plastic knobs are permitted (e.g. 'impuls' spurs)
- 'dummy' spurs with no shank permitted
- riders not in control of spurs, whether intentionally or not, may be asked to remove spurs by the ~~TD~~, President of the Ground Jury or the Judge at C or Chief Steward. ~~-or Judge~~

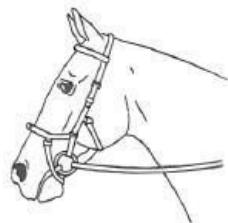
- j) Ear phones are only permitted during training and warm up, except when listed as a compensating aid on the FEI PE Master List, when they can be used throughout the test with a steward also provided with a receiver.
- k) Vision impaired riders – special conditions apply – refer to FEI PE Rules *Article 8427 1.7*. However, vision impaired riders must wear a distinctive coloured arm band when mounted both inside and outside the competition arena.
- l) For bridles and bits please refer to Section 2 for details.
- m) The use of nosebands is as per EA rules in Section 2. The combined noseband can be used with a double bridle only when the lower strap of the noseband is removed. As the FEI and EA rules governing nosebands differ, it is recommended that the FEI Para-Equestrian rules be followed.
- n) Ear hoods are permitted for all Events, and may contain noise reducing materials

The FEI PE rules do not permit Micklem nosebands to be used with double bridles. They do permit combined nosebands to be used with double bridles when the lower strap of the noseband is removed.

- o) For competition/bridle identification numbers please refer to rule 1.15.10.
- p) Use of voice is permitted as an aid for Grades ~~1, 2 and Grade 3~~, Grades I, II and III but is not permitted for ~~Grade 4~~ Grade IV and ~~5~~ 5 unless specified as an aid on their FEI PE Master List.
- q) Safety vests are only permitted when they are not inflatable.
- r) An rider may only ride without the use of stirrups if this is specified on the FEI Classification Master List.



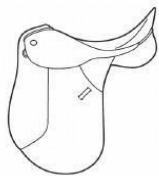
5. Combined noseband – no throat lash



6. Micklem bridle

9.7.1 Saddle

- a) A well-fitting, well-maintained saddle of any type, suitable to the horse and rider shall be used. (See below)
- b) At the halt there must be a clear 3 cm between any means of support and the rider's trunk.
- c) Any adaptations to a saddle must allow the rider to fall free of the horse. Any such adaptation must be listed as a compensating aid on the rider's FEI PE Master List. No saddle may be deeper in the seat than 12 cm with the seat pressed down. This is measured from the middle of a line from the top of the pommel to the top of the cantle.
- d) The use of a soft handhold **may not be** more than 30 cm wide, to assist the rider to balance may be attached to the front of the saddle, in front of or above the pommel.
- f) Such a handhold may not be more than 10 cm above the top of the pommel when held. If a hard handhold is essential, it must be stated on the rider's FEI PE Master List.
- g) Plain numnahs may be used.
- h) Dark-coloured seat/saddle covers may be used if they are specified on the FEI PE Master List.
- i) Plain saddlecloths may be used.



Example of permitted dressage saddle

9.7.2 Whips

- a) Up to 2 whips (each a total maximum length of 1 m for ponies and 1.20 m for horses (including tassel) may be carried if required.
- b) Any alteration to conventional or curved whips must be approved by the ~~Technical Delegate~~ President of the Ground Jury or Chief Steward.

9.7.3 Other Para-Equestrian saddlery aids permitted

- a) A copy of the rider's compensating aids as per the FEI PE Master List must be ~~copied and~~ sent to the Organising Committee with the entry form at the time of entry.
- b) It is the responsibility of the competitor to ensure that all special equipment/compensating aids are permitted under Para-Equestrian rules, and that any used are noted on the rider's dressage FEI PE Master List.
- c) A rider may only use those compensating aids listed on their FEI PE Master List.
- d) Breast plates, neck straps and handholds (see rule 9.7.1) are permitted.
- e) Any rein from any bit in the horse's mouth must be in direct contact with the rider.
- f) If riding in a double bridle the 2 reins on one side must either both go to the rider's hand(s) or be connected into one rein before reaching the rider. Elastic insert reins are allowed.
- g) Foot reins are only permitted when no other reins are going to be controlled by arm(s) or hand(s)/fingers from the upper part of the body of the rider.
- h) If the rein is not used in a conventional manner, it must be in as straight a line as possible from the rider's point of contact on the reins to the horse's mouth.
- i) For riders with two very short arms, reins may be run through rings that are attached to the front of the saddle by leather straps. These rings must not be in a fixed position, but shall be loose.
- j) Riders using such rings must have details noted on the FEI PE Master List.
- k) Velcro may be used on the lower limbs to assist the rider in the saddle where there is identified need as determined by the rider's functional profile and grade. The use of velcro in this way must be recorded as a compensating aid for the rider on the FEI ~~Classification~~ PE Master List.
- l) The total amount of overlapping velcro or similar material used by any rider must not exceed 50 square cm. Each overlap contact must not exceed the dimensions of 3 cm x 6 cm. The total area of overlapping velcro or similar material per leg must not exceed 3 cm wide by 6 cm of overlap contact. For safety reasons it is recommended that it is fastened in a 'V' shape.
- m) ~~The total area of velcro or similar material per leg must not exceed 3 cm wide by 6 cm of overlap contact and for safety reasons it is recommended that it is fastened in a 'V' shape.~~

- n) A velcro or thin leather strap may be used to attach the stirrup leather or the stirrup iron to the girth to assist control of the lower leg where there is an identified need as determined by the rider's functional profile and grade. This must be recorded as a compensating aid on the FEI PE Master List.
- o) Elastic rubber bands may be used to keep the feet in the stirrups, and such elastic must be of a width and strength to allow the rider to fall free of the horse.
- p) To prevent the possibility of the foot sliding through the stirrup, stirrups may be closed at the front. Andersen stirrups may be used.
- q) Either two stirrups or no stirrups must be used unless a rider only has one leg, in which case one stirrup may be used, but only if prosthesis is not used on the other side.
- r) Adaptations to equipment, velcro or similar materials that assist in the balance of the rider may change the functional profile of that rider.
- s) Riders may be re-classified and as a result may change grade. The rider would then have the option to ride in the higher grade or not to use such adapted equipment.
- t) Visually impaired riders should consult the organising committee regarding their requirements, however, the rider would normally supply their own equipment. (FEI 8429.13.8) Only the lead caller (who may also Command where approved by the President of the Ground Jury) may be in the centre of the arena and may not move around.

9.7.4 Other Para-Equestrian saddlery aids not permitted

- a) Martingales, blinkers, side, balancing, running, bearing and similar reins are forbidden.
- b) Any rein adaptation that produces a similar effect to these forbidden reins is not permitted.
- c) No 'quick release' mechanisms may be used apart from 'quick release stirrups' if they are listed as a compensating aid on the rider's-FEI PE Master List.
- d) ~~Noise cancelling ear hoods for horses are not permitted in competitions but are permissible in prize giving ceremonies.~~
- e) Any decoration of the horse with unnatural items, such as ribbons or flowers in the tail, mane, etc, is strictly forbidden, **except for the red ribbon in the tail that identifies a horse that kicks.**
- f) ~~Normal plaiting of the horse's mane and tail is permitted.~~
- g) ~~False tails are permitted — refer to rule 2.12.~~
- h) ~~For use of ear hoods, refer to rule 2.14.~~

~~These are permitted so should not be in this section.~~

9.7.5 Outside assistance

- a) Any outside assistance or intervention, including coaching by voice, signs, etc, may result in elimination, at the discretion of the

Judge at C.

- b) The rider's trainer or representative may stand near the competition arena to relay the judge's instructions, if necessary.
- c) ~~Grade 1, 2 and 3~~ Grades I, II and III helpers may be placed in corners outside the arena for safety reasons. In an emergency, they may give physical assistance. Penalties will be at the discretion of the Judge at C, who may eliminate the rider either at the time, or at the conclusion of the test.
- d) In ~~Grades 1, 2 and 3~~, Grades I, II and III if circumstances allow, a companion horse may stand adjacent to the arena. The position in which it stands can be designated by the steward.
- e) In cases where a rider stops the test and receives outside assistance in order to turn a temporarily unsafe situation back into a safe situation (i.e. in case of a lost stirrup) each judge should give 0 for the particular movement but allow the rider to continue the test.
- f) If Grade ~~4~~ IV rider is required to wear a blindfold or blacked out glasses, then allowed prior to start of test to enter arena and proceed once each way around the arena.

9.8

Gear check

- a) A gear check is compulsory at all EA events and a steward must be appointed to check the saddlery of each horse and the compensating aids used by the rider before and/or immediately after they leave the arena. **The steward must be up to date on all permitted or non-permitted equipment.**
- b) Any discrepancy will be reported to the Judge at C and will result in elimination. The checking of the bridle must be done with the greatest caution (see FEI Manual for Para-Equestrian Dressage Stewards).
- c) The steward must use disposable surgical gloves when checking the bit (one pair of gloves per horse).
- d) The Ground Jury at any EA dressage event may check saddlery and compensating aids against the Para Dressage rider's FEI PE Master List immediately after they leave the arena.
- e) ~~A Gear Steward must be appointed and they need to be up to date on all equipment permitted/not permitted.~~
- f) Gear check takes place before and/or immediately after the horse leaves the arena.
- g) Sponsorship logos in total may not exceed 200 square cm.
- h) For sponsorship logos on jackets the size is 80 square cm.
- i) A copy of the-FEI PE Master List **for the relevant competitors** is to be provided to the Gear Steward.

9.9

Commanders and callers

- a) Commanders read a test and callers call out the letters to those visually impaired riders who need this assistance.
- b) Official FEI PE tests must be carried out entirely from memory, and all movements must follow in the order laid down in the test, except for those riders who may have their tests commanded and/or called as a compensating aid listed on the FEI PE Master List (see

FEI PE Rules *Article* 8430.1 and 8430.15).

- c) Only the printed text or extract thereof can be commanded and no other form of assistance can be given.
- d) The commander may read each movement once or twice only and failure to observe this rule may entail elimination.
- e) All commanders must be supervised by a steward.
- f) All EA tests can be commanded except at the following events:
 - State Championships
 - National Championships
 - FEI-sanctioned events.

An exception to point f) is if the need for commanded tests is stated as a compensating aid on a rider's FEI PE Master List.

9.10 Officials

9.10.1 Para-Equestrian Judges

- a) A list of accredited national Para-Equestrian judges is on the EA website or available from your EA state branch office.
- b) There should be at least 2 judges for each competition.
- c) Where 2 judges are used one should be placed on the long side, if the arena layout provides for this.
- d) At National Championships:
 - if 3 judges are used, it is recommended, at the least, that they comprise 1 FEI judge and 2 national judges
 - if 5 judges are used, it is recommended, at the least, that they comprise 2 FEI PE judges and 3 national judges.
- e) At State Championships a minimum of 2 national PE judges must be used.
- f) Effective 01/01/2015 all judges judging PE must be PE accredited and at least: · D (Medium level) to judge all EA PE tests and FEI PE tests · E (Elementary) to judge EA PE tests.
- g) PE seminars are to be conducted by a National PE Judge Educator.
- h) Seminars are to be of one-day duration.
- i) For reaccreditation purposes the judge must be in attendance for the entire duration of the seminar **and** be an active participant.
- j) Participation certificates are to be issued to attendees.
- k) For reaccreditation, judges are required to attend a specific PE seminar every 3 years from 1/1/15.
- l) To become a PE Judge you must be E level or above to judge. You must also attend and participate in a full day PE seminar, and demonstrate satisfactory skills in 2 assessments:
 - a PE written theory test with a pass of at least 80%
 - one shadow judging which must at least cover Grades 1, 2 and 3. This shadow judging may take place at the PE seminar if

~~sufficient~~ sufficient

- horses or it may take place in conjunction with another PE event.
- m) a PE accreditation seminar is to be held at least every 3 years.

9.10.2 Stewards

~~A TD must be appointed for all State and Australian Championships and is highly recommended for all other events. A Chief Steward must be appointed for Australian and State Championships.~~

9.11 Arenas

- a) As per rule 3.6 the centre line must have the letter A placed in line (not offset) with C at least 10 m (preferably 15 m) back from the arena to allow horses a straight track to enter the arena.
- b) All Grades (~~1, 2, 3, 4 and 5~~ I, II, III, IV and V) compete in an arena 40 m x 20 m.
- c) Grade ~~4 and 5~~ IV and V may compete in a ~~40 x 20 arena or~~ 60 m x 20 m.
- d) Ideally, draw time for these riders should be the first competitor after a break.

9.12 Practice arenas

- a) At least one practice arena of 20 m x 60 m must be placed at the disposal of the riders from the time of the opening of the stables. If possible this arena should be of the same consistency as the competition arena footing.
- b) A 20 m x 60 m arena should have the ability to mark out a 20 m x 40 m arena.
- c) Arena space should be adequate to accommodate a maximum of 8 riders in a 20 m x 60 m arena and a maximum of 6 riders in a 20 m x 40 m area at any one time.
- d) Provision must be made for riders with visual impairment to train alone.
- e) The OC should ensure that all riders are given equal training times.

9.13 Prize Giving

- a) It is recommended that all prize giving presentations are unmounted.
- b) Riders' dress to be the same as in the competition.
- c) Daily timetables for presentations are advisable.

9.14 Recommendation/Guidelines for organising committees

For further information refer to EA Sections 10 and 12, *Rules for judges and organising committees* and *Notes for dressage event organisers*.

- a) Timetable competitions to start with the Grade IV and Grade V if possible ~~Grade 5 or Grade 4 riders (ideally 9.00 am)~~, followed by

Grades ~~1, 2 and 3~~, I, II and III not necessarily in that order.

- b) Weather conditions are to be taken into consideration.
- c) Depending on entries, allow 15–20 minute breaks between competitions.
- d) Draw lists with judges' timetable/test and judging positions must be sent prior to start of competition to judges/classifiers (if required).
- e) Daily honorarium for transport to and fro, and special food requirements to be confirmed before the event.
- f) Notify scorers and commentator of updated draw changes – check daily before competitions commence.
- g) Updated draws to be available to the stewards/judges/~~TD~~/classifiers the day before if possible and notify competitors and supporters of changes.
- h) Ensure that a bell (used in indoor/outdoor competitions) can be heard as some riders may have a hearing impairment.
- i) Provide a stopwatch for the Judge at C for all competitions.
- j) Make an official scratching form available for riders/owners and treating veterinary officer (if present).
- k) Site plan of venue to be sent to all officials and included in the rider information pack.
- l) Special attention needs to be taken to provide suitable and accessible facilities for people with disabilities at appropriate areas.

Where possible, near on site accommodation, arenas and stables

facilities should include:

- accessible mounting block/ramp
- accessible toilet
- if classifiers are present, a room is to be allocated as per the FEI rules
- results are to be located in an accessible location – keep in mind people in wheelchairs.

n) ~~If a TD or steward is appointed, a~~ A pack should be provided for the President of the Ground Jury and the Chief Steward which includes ~~Chief to include~~ stewards' phone contacts, latest draws, stable allocations, current compensating aids list, plus a copy of current EA rules pertaining to Para Dressage.

9.15 Australian Para-Equestrian Championships

9.15.1 Administration

The Australian Para-Equestrian Championships or CPEDI3* may be conducted as a stand-alone competition or in conjunction with a dressage event of similar status (i.e. Australian Young Rider Championships, a State Dressage Championship, a CDI ~~or CPEDI~~).

- a) The draft schedule must be submitted to the ADC for approval at least 6 months prior to the event.
- b) All grades of FEI Para-Equestrian competitions – ~~1, 2, 3, 4, and 5~~ I, II, III, IV and V and Freestyle – must be included.
- c) There must be 3 FEI competitions at each grade: FEI Team test, FEI Individual ~~Championship~~ test (or FEI Novice test) and FEI

Freestyle test.

- d) Other levels and tests may also be included (e.g. National Para-Equestrian dressage tests) for each grade.
- e) A horse/rider combination must compete in either the FEI tests or the National Para-Equestrian dressage tests for their grade.
- f) The closing date of entries must be not more than 6 weeks and not less than 4 weeks before the start of the Championships.
- g) There must be a timed draw made available to competitors for EA competitions – at least 24 hours before the competition commences - for FEI-sanctioned competitions – as required under FEI rules.
- h) The competitor's state of origin must be included in the start list, draw and program.
- i) All riders competing in either FEI PE tests or EA PE dressage tests must be classified.
- j) A copy of the riders FEI PE Master List is to be provided to the Gear Steward and all judges.

9.15.2 Conditions of Entry

- a) Riders must be Competitive members of EA and must submit a copy of their current FEI PE Master List with their entry.
- b) Horses may be shared by two riders in different grades.
- c) All horses, owned or shared, in Grades ~~1a, 1b and 1c~~ I, II and III may only be warmed up at the competition by the trainer/coach/groom or other designated rider.

9.15.3 Competition conditions

- a) No test may be commanded unless specified on the Rider's FEI PE Master List.
- b) For the duration of the event, horses entered in the Championship may only be ridden and schooled by the rider/s competing on that horse (except for those horses of riders in Grades ~~1, 2 and 3~~ I, II and III whose horses may be schooled by another rider for up to 30 minutes per day).
- c) A groom mounted in the saddle may walk the horse on a safe long rein only.
- d) Lunging or work in-hand by someone other than the nominated rider is permitted.

9.15.3.1 Sharing of horses

- a) For horses ridden by Grade ~~1, 2 and 3~~ I, II and III riders, the horse must only be ridden by a trainer/coach/groom for a total of 30 minutes (i.e. if 2 riders from Grades ~~1 or 2~~ I or II share, they are only permitted 30 minutes total shared time between them, per day).
- b) Arena familiarisation sessions are allocated on a horse basis, not rider basis and therefore only one session would be allocated to a horse shared by 2 riders.
- c) Where horses are shared by one rider from the lower Grades ~~1, 2 and 3~~ I, II and III and one rider from the higher Grades ~~4 or 5~~ IV and V the following applies:

- on competition days, if the lower grade rider competes first, then 30 minutes schooling by a trainer/coach/groom/other rider will be permitted prior to the test. **For the higher grade rider, this is considered to be the 30 minutes schooling by the rider and therefore no further allocation of time will be permitted. This is on the grounds of horse welfare.**
- on competition days where the higher grade rider competes first, this is considered to be the 30 minutes schooling (by a trainer/coach/groom) permitted for the lower grade rider and therefore no further allocation of time will be permitted for the lower grade rider. This is on the grounds of horse welfare.
- on non-competition days, the horse may be ridden by both riders but no time will be allocated for the horse to be schooled by a trainer/coach/groom (i.e. the 30 minutes). It is considered that the higher grade rider is schooling the horse for the lower grade rider.

9.15.4 Withdrawals

- a) No competitor shall withdraw from a competition within 8 hours of its commencement without the permission of the OC.
- b) A written statement giving reasons for any withdrawal must be handed to the Secretary of the event prior to the commencement of the competition.
- c) The penalty for non-compliance is a maximum fine of AU\$200
- d) Horses withdrawn may be subject to a veterinary inspection.

~~9.15.5 Other requirements~~

~~Riders must notify their state branch of their intention to compete at the Australian Championships as follows:~~

- ~~a) advising the levels they have entered~~
- ~~b) notify their state branch immediately of any change to their plans.~~

9.15.5 State teams

- a) Team entries must be made by state branches before the closing date of entries.
- b) A state teams competition is to be held across all grades.
- c) Declaration of the team must be made in writing to the OC by the relevant Chefs d'Equipe by 5.00 pm the day before the start of the event.
- d) The FEI Team test and the FEI Individual **Championship test** (or Novice) test will count towards a state team's score.
- e) A team shall consist of three horses and three riders that are residents and members of that state.
- f) A horse may only compete in one team.
- g) Only one team per state may be nominated.
- h) In the case of accident or illness, a nominated individual rider and/or horse, which have been declared as a starter, may be substituted for one of the team member riders and/or horses up to one hour before the start of the relevant competition. If the withdrawal is

caused by the illness of the rider they may take no further part on any horse in the event.

- i) If the withdrawal is based on veterinary advice the horse may take no further part in the event.
- j) In the latter case the nominated rider is permitted to fulfil other riding engagements on other horses.
- k) The rider and/or horse that has had to withdraw, may not then start as an individual entry from the time of withdrawal for the remainder of the event.
- l) The winning team is the one having the highest total score, the second is the one with the next highest total score, and so on.
- m) In case of equality of marks, the winning team is the one where the lowest level competitor has the best result.
- n) Where there are insufficient entries to enable a state team to be entered, the smaller states may combine to enter a mixed state team.

9.15.6 Officials

9.15.6.1 Chef d'Equipe

- a) A state which is represented by two or more competitors at an Australian Championship must appoint a Chef d'Equipe.
- b) The Chef d'Equipe is responsible for all the competitors and horses entered for that state.
- c) Protests may only be lodged by the relevant Chef d'Equipe.
- d) Please refer to Section 4 for further information on the role.

9.15.6.2 Judges

- a) There must be at least 2 judges from overseas or interstate.
- b) Australian judges must be of at least D level and be accredited EA or FEI qualified Para-Equestrian dressage judges.
- c) Overseas judges must be on the official Para-Equestrian dressage judges list of the country in which they are residing.
- d) There must be at least 3 judges for each competition.
- e) Wherever possible, different judging combinations should be used for each competition and the judges should rotate their positions.
- f) Accommodation and travelling expenses must be paid for all judges not residing in the host state, unless there is some special arrangement.
- g) A reserve judge who is capable of judging FEI PE tests must be available at the venue each day.
- h) In CPEDI3* and above a per diem for judges, chief stewards and classifier of EUR 100 per day, as remuneration for miscellaneous costs.

9.15.6.3 Stewards

It is highly recommended that a Para Dressage Steward be appointed to oversee the application of permitted compensating aids and the riding of horses belonging to riders in Grades 1, 2 and 3 I, II and III by other than the nominated rider.

~~At CPEDIs, one (1) Level 2 (Chief Steward) and one (1) Level 1 Stewards must be appointed by the OC.~~

9.15.6.4 Appeal Committee

An Appeal Committee consisting of a President and 2 or 4 members must be appointed to make decisions outside the jurisdiction of the Ground Jury. Please refer to Section 4 for more information.

9.15.6.5 Technical Delegate

The President of the PE Ground Jury may take on the role of the Technical Delegate (TD). ~~A TD is no longer required for CPED13* events but will be for European Championships, WEG and Paralympics.~~

~~A TD will be appointed by the ADC to approve all administrative arrangements for the event from the time of appointment to the end of the event and:~~

- ~~a) it is recommended that the TD be a resident of Australia~~
- ~~b) the TD may be a member of the Ground Jury~~
- ~~c) the TD must provide a report to the ADC and OC within 14 days of the event~~
- ~~d) refer to Section 4 for further information on the role.~~

9.15.7 Classification

Two EA accredited National Classifiers must be invited to the Australian Championships if this is an event that has been identified as a Classification opportunity.

Classification will be offered at the discretion of the OC/NF and must be announced as soon as the event is added into the Calendar of FEI Events (deadlines: refer to calendar rules). Each NF hosting an International Competition must nominate at least one International Event where Classification will be offered.

The Classifiers must remain until the first appearance of all Classified Athletes.

9.15.8 Organising Committee report

A written report must be submitted by the OC to the first meeting of the ADC after the conclusion of the Championships.

9.15.9 Horse inspections and swabbing

- a) All such inspections will be conducted in accordance with Article 1011 of the Veterinary Regulations and Annex 1 of the FEI Dressage Rule Book.

- b) Horse inspections will be held for all horses whenever an Australian Championships is conducted in conjunction with a CPEDI.
- c) Random swabbing must be conducted in accordance with the EA National Medication Control Policy.
- d) Three swabs, at least, must be taken at national events.

9.15.10 Presentations and awards

- a) the presentation areas must be accessible by all riders.
- b) presentations can be mounted or unmounted but safety is paramount and unmounted is recommended
- c) the Australian Champion for each grade is the combination that achieves the highest points in: the Individual ~~Championship~~ test and the Individual Freestyle test.
- d) championships are to be decided on points system.
 - The first placed horse will be allocated 35 points
 - The second placed horse will be allocated 34 points
 - The third placed horse will be allocated 33 points and so on to the last placed horse.
- e) all competing horses will be ranked on the combined results of tests at each level.
 - ~~The first placed horses will get 30 points, second will get 29 points, third will get 28 points and so on to the last placed horse.~~
 - ~~Where there are equal places full points for the place are awarded as follows:~~
 - ~~Points below to be included in f)~~
 - ~~first placed horses will be allocated 30 points~~
 - ~~second will be allocated 29 points~~
 - ~~third will be allocated 28 points and so on to the last placed horse~~
- f) In the event of a tie, the Champion will be the horse with the highest aggregate percentage at that level.
- g) In the event of a further tie, the horse with the highest percentage in the higher competition at that level will be deemed the Champion. Points below to be included in ~~4d)~~

9.15.11 Ground facilities

- a) Stabling for visiting horses must be provided on or close to the competition grounds.
- b) Significant consideration must be given to accessibility with regard to stables, human accommodation, catering, trade village and venue facilities such as toilets, first aid room and event office.
- c) Apart from the competition arenas, a ~~correctly~~ full sized, 60m x 20m that can be adapted to 40m x 20m for Grades I, II and III, of a similar surface to the competition arena shall be available for warming-up purposes ~~(40 m x 20 m for Grades 1, 2 and 3 Grades I, II and III and 60 m x 20 m for Grade 4 and 5 Grades IV and V).~~

9.16 State Para-Equestrian In regards to the State Championships:

- a) competitors must be Participant or Competitive members
- b) all PE riders must be classified
- c) ~~a TD must be appointed by the OC~~ A TD is no longer required. The President of the ground jury will carry that responsibility.
- d) there must be at least 3 accredited PE judges for each competition
- e) it is advisable to have a reserve judge available.

9.17 FEI-sanctioned events /Competitions

Refer to the FEI Para Dressage Rules 8347 for details re international events as well as the rules for FEI Dressage at www.fei.org.

9.18 Para Equestrian Guidelines

RULE	GUIDELINES	
Warming up before test	Grade 1, 2 I, II, III – anybody a designated person until 15 minutes before the commencement of the test.	Warming up 30 minutes in total for Grade 1, 2 and 3 I, II and III by another rider , a designated rider - steward must be present.
	Rider only for Grades 4 and 5 IV and V	No other person permitted.
Time allowed to enter arena	60 seconds after sound of bell.	
Salute	One or two hands on rein, nod of the head, hats must not be removed.	
RULE	GUIDELINES	
Commander for FEI-sanctioned events	Can read the words twice. May not carry a whip and must stand in one place	Must be on the FEI PE Master List. Steward must stand beside and monitor the commander.
Commander for EA events	Can read the words twice May not carry a whip and must stand	All grades in all competitions except in State and

(in Australia usually referred to as callers)	in one place.	National Championships and CPEDI's		
Lead Caller also Commander	For Blind riders, only the lead caller may call the test and must stand still.			
Use of voice	Grades 1, 2 and 3 I, II and III	Reservedly.		
	Grades 4 and 5 IV and V	Not permitted unless on the FEI PE Master List.		
Living Letters (Callers)	Living letters for Grade III blind riders.	Must be noted on FEI PE Master List. C Judge to control use of commanders and entry procedures.		
Blind Riders Grade III	Grade III required to wear a blindfold blacked out glasses. Allowed prior to start of test to enter arena and proceed once each way around the arena.	Must wear a distinctive coloured arm band when mounted both inside and outside the competition arena. Callers permitted.		
Resistance	60 seconds	Safety factor allows for 20 seconds or less.		
Rising trot	Permitted in all grades			
Companion Horse	Grade Ia, Ib and II I, II and III only.	C Judge and steward to control placement of companion horse in the arena.		
Spurs	Yes in all grades.	Providing legs are under control		
Bridle	Snaffle or double, all Grades	Split reins used with double bridle should be noted on FEI PE Master List.		

Whips	Two are permitted. Curved whips permitted. Length 1.2 m incl. tassel.	Will be on the FEI PE Master List.		
Compensating aids	Permitted compensating aids are now recorded on the FEI PE Master List.	OC to provide a list of aids to Gear Steward and at least the Chief Judge.		
Errors of Course	Third error = Elimination			
Hats with harness secured	Compulsory			
Blind Riders Grade III	Grade III required to wear a blindfold or blacked out glasses. Allowed prior to start of test to enter arena and proceed once each way around the arena.	Must wear a distinctive coloured arm band when mounted both inside and outside the competition arena. Callers permitted.		
Gloves	If possible			
Fall of horse or rider	The rider is eliminated.			
B lood/abuse	Fresh blood visible during the test, Chief judge to check and if fresh – elimination.	If not fresh blood, then after being checked the horse may continue with the test.		
Leaving the arena with all four feet	In a wilful manner, causing loss of control = Elimination.	Unintentionally directed, allow rider to re-enter the arena and continue.		
Marked lameness	Elimination by Chief Judge			
Horse defecating or urinating	In Freestyle, the clock will be stopped and restarted when horse is ready to continue.	Not penalised in any grade.		

Ear Hoods	Permitted at all permitted for all events.	May also provide noise reduction. Must not cover the horse's eyes and ear plugs are NOT permitted. May not be attached to the nose band.		
Ear Plugs	Ear plugs are permitted at Prize Giving ceremonies only			
False Tails	Permitted only with the approval of the FEI			

9.19 Execution of the Tests

If an Athlete makes an error of course/Test whilst executing a movement which is to be repeated later in the test, the judge at C should, in the interests of the Athlete, ring the bell and put the Athlete right. Marks will be deducted for the error by each Judge, but the Athlete should remember to ride the correct movement in the repeated section, thus avoiding a second error and an additional penalty. The decision as to whether or not an Error of Course has been made will be that of the Judge at C. The other Judges' scores will be adapted accordingly.

9.19.1 Penalties

Error of Course. Every error of course, whether the bell is sounded or not, must be penalised, except as noted above.

First error: Zero point 5 (0.5%) percentage point per judge to be deducted from the total score.

Second error: One (1%) percentage point deducted from the new total score.

Third error: Elimination.

9.19.2 Other Errors

All of the following are considered errors and two (2) points will be deducted per error per judge. The errors defined below are not cumulative and will not result in Elimination (including for Freestyle tests):

- Entering the space around the arena with boots on the horse's legs or with discrepancy in dress;
- Entering the Dressage arena with boots on the horse's legs or with discrepancy in dress: If the test has already started before the discrepancy has been noticed, the Judge at C stops the Athlete and if needed and possible, an assistant may enter the arena to remove the item(s). The Athlete then continues the tests, weather starting from the beginning (from inside the arena fence) or from the movement where he was stopped. The marks given before he was stopped are not changed;

- Entering the dressage arena before the sound of the bell;
- Not entering the dressage arena within sixty (60) seconds after the bell, but within one hundred and twenty (120) seconds;
- An Athlete may not speak to any other person once the test has started, unless spoken to by the judge. Two (2) marks will be deducted by each judge from those that would have otherwise been awarded for the movement where this occurred.
- For Freestyle Tests, entering the arena after more than twenty (20) seconds of music

9.20 Freestyle

The Freestyle to Music Tests are Competitions that can be used by all Grades at all levels.
Each Grade has its own Test.

- At CPEDI 3* and above only the best one third of the Athlete/Horse combinations per Grade of the total number of Athletes are qualified to participate in the Freestyle (based on the total result of the Team and Individual tests).
- Where one third of the class is less than seven (7) Athletes, then seven (7) will be allowed to compete.
- However, all participants must have reached a minimum score of sixty percent (60%) as an average of the Team and Individual tests.
- Athletes may only compete with one (1) Horse in the Freestyle Competition and for those with more than one (1) Horse qualified; they must participate on the highest placed Horse (based on qualification results).
- For lower level Events, there is no limit unless otherwise defined in the Schedule.
- At all levels of Events, it is mandatory to participate if qualified, unless otherwise supported by a Veterinary or Doctor's Certificate.
- An Athlete who does not participate without legitimate reasons in a Competition where the participation is mandatory, will lose their placing and prize money from the previous Competition(s) in the Event.

NOTE

1. In all the Freestyle Tests for all Grades, there is a new category 'Rider Skills' which is there to more evenly balance the effect of the rider and to enhance the performance of those very good riders on very limited moving horses. It is a measurement of their skill to produce the best performance of which the horse is most capable.

2. All marks in the Artistic Section of the Freestyle tests, in all Grades, will be marked using all the decimal points and not just half marks, i.e. 6.1, 7.8, 8.3 etc.

3. Grade I, Grade II and Grade III Freestyle to Music Tests must be no shorter than four (4) minutes and no longer than four (4) minutes and thirty (30) seconds.

Tests are performed in a twenty meters by forty meters (20mx40m) arena.

4. Grade IV and Grade V Freestyle to Music Tests must be no shorter than four (4) minutes thirty (30) seconds, and no longer than five (5)

<p>minutes, and must be ridden in a twenty meters by sixty meters (20mx60m) arena.</p> <p>5.The music must not start more than twenty (20) seconds before the Athlete enters the arena and the music must cease at the final salute.</p> <p>6.A Halt and Salute on the centre line facing the Judge at C at the beginning and end of the Test is compulsory. The Test time will start when the Athlete moves off from the first halt and finishes at the final halt.</p> <p>7.Athletes riding in Grade I and II may not show Canter, Piaffe or Passage Athletes riding in Grade III may not show Piaffe or Passage and only show canter work that does not include lateral work, flying changes, Half or Full Pirouettes.</p> <p>8.Passage and Piaffe may not be shown at any time during an Event. Penalty will be a Yellow Warning Card</p> <p>9.An Athlete deliberately showing disallowed movements or paces during the execution of the test will have eight (8) marks deducted from each judge each time a disallowed movement is shown, and the choreography mark of five (5) or below, but will not be eliminated. The final decision is made by the judge at C.</p> <p>10.Compulsory movements omitted will receive a 0 from each judge for that movement and the Choreography mark will be effected. The decision of the C judge will be final in these cases.</p>				
Section 10				
10.14d See also K.8.2,1	Results	<p>d) competitors must have access to their test sheets as soon as within 30 minutes of the final results are being posted.</p> <p>Competitors only have 30min to protest after results have been posted yet they may not have access to their sheets till 30min after results are posted.</p> <p><i>Re EA Gen Regs Art 163 7.4 Protests concerning irregularities or incidents during a Competition, or the classification of a Competition: not later than 30 minutes after the announcement of the results</i></p>		To allow enough time for protest under EA gen reg
10.9	Out-of-pocket expenses for judges and Chief Stewards	<p>10.9 Out-of-pocket expenses for judges and Chief Stewards</p> <p>It is recommended that judges and Chief Stewards are paid the following:</p> <ul style="list-style-type: none"> for judges a minimum of \$40 per day or \$20 per hour of actual judging (whichever is greater) for Chief Stewards a minimum of \$40 per day or \$20 per stewarding hour up to a maximum of \$100 mileage at the minimum rate of 60c per km for the round trip 		To make it clear that this is for judging and mot time actual spent on the grounds

		<ul style="list-style-type: none"> • where airfares and/or accommodation are provided, the honorarium may be negotiated between the judge/ Chief Steward and the OC. • when a rider, who is also an accredited judge, has entered to compete at an event and subsequently is asked to judge at the same event, the usual practice shall be that the rider/judge is paid the judging honorarium only, but not the travel money. 	
10.8	Protocol for judges accepting invitations to judge	<p>10.8 Protocol for judges accepting invitations to judge</p> <p>When accepting invitations to judge an event, a judge must:</p> <ol style="list-style-type: none"> a) declare their interest in any person or horse who, within the past 12 months immediately preceding the event, they have: <ul style="list-style-type: none"> • trained • owned/part owned • had any other business interest in b) even if the rider competes HC, a judge with a conflict of interest is unable to officiate in that competition. c) check details that are important to them and advise organisers of their requirements at the time of first contact d) be definite and clear about their expectations. This does NOT include continually judging at only highest level of accreditation e) ask for a contact name, phone number and e-mail address, and request that details be confirmed in writing within the next fortnight f) follow up two weeks prior to the competition if arrangements have not already been confirmed g) let the organisers know of any unavoidable changes to their availability as soon as possible h) arrive at the venue 30 minutes before starting time i) must have their rulebook with them j) advise the organisers prior to the day of the competition if they are bringing their own penciller/writer k) advise the organisers if you require a car (if applicable) l) remember the dressage event is a joint effort between organisers, competitors and other judges and all deserve to be treated with equal respect and courtesy m) when accepting a judging commitment make sure they agree on travelling allowance and honorarium and make the OC aware of the distance they have to travel n) be aware that if they have more than 2 hours drive to the venue they have the right to ask for accommodation the night before (e.g. if starting before 10.30 am, likewise if they are to finish after 6.30 pm) and the same should apply in reverse o) adhere to the code of conduct, as well as the dress code (at least smart casual and no work jeans) as matter of respect for all involved in the competition 	Rule clarification

		<p>p) make themselves available to discuss test papers with individual riders and make it known to the OC when they are available so that it can be announced over the PA</p> <p>q) be aware that discussion with a rider about an individual horse/rider test can only take place if the rider has their test sheet with them</p> <p>r) know the EA Disciplinary By-Law and know what action to take should it occur (i.e. rules as per abuse of horse, rider, judge, etc.) For more information see www.equestrian.org.au</p> <p>s) insist on the ruling of receiving a draw at the same time as the competitors in order to be aware of any conflicts so that the OC can be advised as quickly as possible. The draw must indicate the breaks and lunch break as well as comply with the 35 horses per test, 40-horse limit per day rule</p> <p>t) ask for a mobile number to contact on the day of competition should they be delayed (flat tyre, accident, etc) on the way to the venue</p> <p>u) offer assistance to the OC should it be necessary prior to the competition with regards to rules and regulations re arenas, footing, risk and safety.</p>	
10.10	General items	<p>a) when selecting writers for International FEI Competitions:</p> <ul style="list-style-type: none"> • first preference should go to Judge Educators and Mentors • second preference should go to other senior judges eligible to supervise shadow judging (A, B, C or D level) • third preference should go to E, F or G level judges <p>b) no judge should be expected to judge more than 40 horses/day.</p> <p>c) no judge should judge over 35 horses in any one competition.</p> <p>d) if a judge is required to judge more than one competition, there should be a minimum of 30 minutes between the last horse in one competition and the first horse in the next.</p> <p>e) OCs should provide a quiet area, away from the scoreboard, where judges can be given access to a duplicate copy of the full result sheet and individual judges marks for their perusal.</p> <p>f) judges must stay on the grounds for a period of at least 30 minutes after the posting of the placings, so the results should be collated as quickly as possible.</p> <p>g) the use of electronic communication, including mobile phones, is not permitted while judging</p> <p>h) judges are not permitted to use videos or any photographic equipment whilst judging</p> <p>i) when judging EA FEI level competitions judges are to ensure that they are using the correct EA FEI level judging sheets (Note: Error of Course penalties are different to FEI rules)</p>	Update
10.12	Competitions	Judges must be aware that at competitions:	Rule clarification

		a) a horse/ pony may only enter and compete in 2 consecutive levels e.g. Prelim/Nov, PSG/ Int I b) a horse/ pony may only enter and compete in no more than 3 tests in a day, which may include a freestyle test	
10.14	Results	a) results must be shown in percentages only (not total marks) to 3 decimal places for each judge, then averaged to achieve a final percentage score. b) scores should be updated on the scoreboard at very regular intervals, and final results should be made available as soon as possible at the completion of a test. c) final results must be signed off by the Chief Judge prior to posting. d) competitors must have access to their test sheet/s within 30 minutes of at the same time as the final results being are posted. e) final result sheets should be given to each judge at the end of competition. f) if a rider withdraws prior to a competition, is excused, eliminated or a 'no show' prior to or during the performance of a test, the words 'withdrawn' / 'eliminated' / 'no show' or abbreviations must appear after the riders name on the results sheet. As per rule 10.6 above, a discussion between the judges must take place where there are discrepancies in the marks.	Clarification
Section 11			
11.1	Code of Conduct for Accredited Dressage Judges	For complaints in relation to violation of any EA Code of Conduct, refer to rule 1.4 and EA General Regulations, <i>Articles</i> 163-165. For Conflict of Interest see rule 1.7.	clarification
11.7.1	Young Horse	a) specific Young Horse seminars for Young Horse judges are to be conducted by a Young Horse Judge Educator approved by the ADJC.	No longer need for ADJC approval
11.8.3	To enter at E (Elementary) level applicants must:	To enter at E (Elementary) level applicants must: a) be a current EA member b) complete the current ORBT with a pass of at least 80% (this must be completed and passed prior to undertaking any shadow judging) c) attend a seminar that includes E level	Correction
11.8.4	To enter at D (Medium) level applicants	To enter at D (Medium) level applicants must: a) be a current EA member b) complete the current ORBT with a pass of at least 80% (this must be completed and passed prior to	Correction

	must:	undertaking any shadow judging)	
11.11	Shadow judging and assessed sit-ins (Please also refer to Annex E for details)	f) shadow judging must be with 2 different judge educators/mentors	To make it clear and in line with Sit-Ins
11.18	Upgrading criteria	<p>NOTE: Units 4 and 5 will be covered in all seminars. Units 2 and 3 can be completed online at https://learning.ausport.gov.au - https://learning.ausport.gov.au/auth/login/ or in a workshop situation.</p> <p>i) Judges upgrading between F and C – candidates are required to judge 6 competitions, at their current level. The minimum number of horses to judged overall is 24 horses. This judging must be completed BEFORE commencing any of the pre reqs to upgrade</p> <p>j) Judges upgrading to B – candidates are required to judge for a minimum of 1 year at C level, judge 6 competitions, at their highest level (i.e. Inter I). The minimum number of horses to judged overall is 18 horses. This judging must be completed BEFORE commencing any of the pre reqs to upgrade</p> <p>k) Judges upgrading to A – candidates are required to judge for a minimum of 1 year at B level, judge 6 competitions, at their highest level (i.e. Inter I). The minimum number of horses to judged overall is 18 horses. This judging must be completed BEFORE commencing any of the pre reqs to upgrade</p>	Web address update and to make sure that judge consolidate at their new level before attempting to upgrade to the next level
11.20.2	Lapsed for more than 1 year and less than 3 years	<p>Judges whose accreditation has lapsed for more than 1 year but less than 3 years must:</p> <p>a) be a current financial EA member in the appropriate category</p> <p>b) participate in an official EA Seminar at their past accredited level</p> <p>c) if previously Young Horse- or Para-Equestrian-accredited must have attended the relevant seminar within the past 3 years</p> <p>d) sit-in on at least one occasion at their previous highest level with a Judge Educator or A level mentor</p>	To make it clear

	Requirement s		with other levels																								
11.31	Payments to JEs and/or Mentors	b) – increase the fee to mark theory papers from \$25 to \$30 d) – increase the fee to mark practical exams from \$25 \$50 to \$75 g) – increase the fee for shadow judging from \$25 to \$30	To recognise the time it takes for feedback and to prepare comprehensive reports																								
Annex E	Dressage shadow judging and procedures for candidate judges and clubs	<p>Replace what is in the rule book with the following that has been updated:</p> <p>Shadow Judging (SJ) is a process by which a Candidate Judge, for the purposes of upgrading, is assessed by an NOAS accredited Mentor at their next judging level. It is aimed at assessing the candidate’s ability, comprehension and skills in an actual judging environment. The Mentor reviews the candidate’s marks and comments for each combination judge and discusses various movements especially where there is a discrepancy in marks between the Mentor and the candidate. It is a learning and development exercise. The Mentor must be an NOAS appointed Mentor of at least D level. They must be at least 2 levels higher than the candidate judge (see table below)</p> <table><tr><th>Candidate Current Level</th><th>Exam Level</th><th>Shadow Judge/Mentor Level (Minimum)</th></tr><tr><td>G</td><td>F</td><td>D</td></tr><tr><td>F</td><td>E</td><td>D</td></tr><tr><td>E</td><td>D</td><td>C</td></tr><tr><td>D</td><td>C</td><td>B</td></tr><tr><td>C</td><td>B</td><td>A</td></tr><tr><td>B</td><td>A</td><td>FEI</td></tr><tr><td></td><td></td><td></td></tr></table> <p>Responsibilities - Candidate Judge</p> <ul style="list-style-type: none">• check the Dressage Rule book, Section 11 the NOAS for Dressage Judges (and all amendments) for the rules on Shadow Judging• ask the club prior to the closing date of entries of the event of your wish to do some shadow judging, the level you want to shadow judge and if they are OK with this occurring• Options for copying supervising judges test sheets:<ul style="list-style-type: none">o ask supervising judge if they have a tablet and can take a photo of their test sheets before they go to the scorer – preferred method	Candidate Current Level	Exam Level	Shadow Judge/Mentor Level (Minimum)	G	F	D	F	E	D	E	D	C	D	C	B	C	B	A	B	A	FEI				Updated Annex
Candidate Current Level	Exam Level	Shadow Judge/Mentor Level (Minimum)																									
G	F	D																									
F	E	D																									
E	D	C																									
D	C	B																									
C	B	A																									
B	A	FEI																									

		<ul style="list-style-type: none">o provide your own copier and papero photocopy test sheets at the event if the OC has copying facilities – Need to ask the OCo provide supervising judge with carbon paper and paper – not preferred – time consuming for writer● Provide your own test sheets for the tests to be judged, a writer and car to judge from● Add up your own scores and calculate the percentage of each test judged and rank your order of horses● Provide a SJ Evaluation form to the Mentor for completion (also have on hand any previous SJ evaluation forms for review by the Mentor)● Conduct yourself as though you are judging officially and adhere to the Code of Conduct for Officials● Tests are not to be discussed with anyone other than the judges of the competition shadowed <p>Responsibilities - Mentor/Supervising Judge</p> <ul style="list-style-type: none">● Set aside time at the end of the competition/event for discussion with the candidate judge● Discussion may take place after the event if time does not permit at the event for full discussion● Discuss both marks and comments with the candidate judge especially where the mark is 2 or more marks difference● Provide constructive feedback to the candidate judge● Complete a SJ Assessment form <p>Responsibilities - Organising Committee (OC)</p> <ul style="list-style-type: none">● Send the candidate judge a copy of the draw when it is available● Advise the candidate judge of the person to report to on arrival● Provide the candidate judge with an up to date copy of the draw if different to what has been sent out● Provide time for the Mentor to perform their task e.g. they need time after the competition or at the end of the day to discuss the tests with the candidate judge – this will usually take about 30 mins to 1 hour. It may mean that you need to allocate a longer lunch break for the Mentor or an early finish to the day for the Mentor● Provide a print out of the final results to the Mentor and candidate judge● Provide to the Mentor details of all individual marks for each horse the Mentor has judged if possible● If your scorers add up the candidate judges sheets (not compulsory) then a print out of individual marks per movement for each horse judged by the candidate should also be provided to the Mentor● You are not expected to provide the candidate or their writer with lunch unless they are also officiating at the event		
Annex F	Elimination	Rule	Will entail elimination	Updated as per

	and penalties	1.3	Excessive use of whip or spur, bit or hands.	the rest of the rule book
		1.3.2	Unable to fulfil the requirements of the level and the test and/or shows abusive riding. No appeal against this decision.	
		1.4	Fresh blood in the test – no appeal.	
		1.4.1 2.17	Any form of protective skin covering on the horse such as plaster/tape/belly band covering or towel, whether the skin is broken or not is strictly forbidden at an event.	
		1.11, 4.5	Not getting a gear check for each test, either before the test or as specified by OC	
		2.0	Riding with non-permitted equipment or not wearing required equipment.	
		2.2	Safety helmet must be worn and have harness secured. See option for FEI level rule 2.1.4	
		2.3	Unsafe footwear is worn.	
		2.5	Wearing spurs that point inwards, tip points upwards or incorrect spurs. (swan neck spurs allowed)	
		2.5	Pony riders wearing spurs that are longer than 4 cm.	
		2.6	Carrying a whip that exceeds the required length – 1 m for ponies or 1.2 m for horses.	
		2.6	Carrying a whip for more than 3 movements in EA FEI comps at State/Australian C'Ships	
		2.10	Wearing a western saddle will entail elimination.	
		2.10.1	Wearing lock-in stirrups, stirrup tie downs or magnetised stirrup irons.	
		2.11	Wearing a bitless bridle	
		2.11.1	Wearing a one eared bridle	
		2.11.1.	Not wearing a noseband.	
		2.11.1.	Wearing more than one noseband.	
		2.11.1.	Wearing non approved noseband – eg grackle/Mexican also see rule 2.19	
		2.11.1.	Wrapping of the bit with any material	
		2.11.1.	Wearing Incorrect sizes or types of bits.	
		2.11.2.	Not wearing cavesson noseband with double bridle (no lower strap to be worn).	
		2.12	False tails with metal in them.	
		2.12	Blinkers, ear plugs, nasal strips, nose nets (without approval refer to Rule 2.15), bit guards, bearing, running or balancing reins, chambon, deGogue etc, not permitted at event.	
		2.12 2.16 2.17	Permitted in warm-up and exercise area but NOT into competition area – running martingale (with snaffle bridle), removable over boots (Easy Boot, Hoof Boot, Mac Boot), saddle covers. headphones or similar devices.	
		2.13 3.12.1	Lunging with more than one lunge rein, lunging with rider in the saddle, lunging with double bridle, long reining. Lunging outside of designated area.	
		3.7	Not entering the arena after a further 30 seconds (total 75 seconds) after the bell has rung	
		3.8	Leaving the arena unmounted.	
		3.8	Fall of horse and/or rider between entry at A and the final salute.	
		3.10	Resistance for 20 seconds or more.	
		3.10	Resistance that is a safety issue/dangerous to horse and/or rider, can be less than 20 seconds.	
		3.10	Leaving the arena with all 4 feet during a test between beginning and end of a test (except 4yoYH at State	

Annes I	Regional and major club championships	EA Rule Book (Prizes) apply, Refer rule 3.20, It is recommended to award a with trophy or at least a sash for the Champion.	Changes to reflect current rules
J9 J7	Pre-Competition requirements	J7f) Check that your dress and the horse's equipment comply with the rules as the legality and use of some equipment is restricted to specific areas (see Section 2).	move to J7 – Pre competition – as it is a bit late to do this on competition day
J.10.2	Etiquette for the warm-up arena	p) Be aware of stallions wearing green stallion discs	update
J.13	Elimination and penalties	Refer to Section 3 and Annex F for information on riding the test and the various penalties for errors of course and other types of penalties, including elimination.	Correction to reference
J.14	Callers and Video operators	Callers and video operators <ul style="list-style-type: none"> a) callers should stand with their back to the wind so riders can hear them. This can be at either E or B. b) it is advisable for riders to have a predetermined subtle signal to give to their callers if they need the movement to be re-called. c) riders must not speak to their callers but the rules permit the repeating once only of the calling of a movement. d) calling with too loud a voice should be avoided. e) videoing from the centre line at A gives you the reverse of the judge's point of view. f) any recording or camera equipment and operators must be at least 10 m from the judges car and not restrict the judges view. 	
Annex K	K5 Arenas	Arenas <p>Wherever possible a designated area should be set aside for lunging. Non-compliance with lunging in a designated area or with non-permitted equipment will entail elimination.</p> <ul style="list-style-type: none"> a) e b) the surface of arenas is vital for the safety and performance of horses competing and should be made of the best possible footing, such as sand or sand mix with a non-slip base. Other non-slip surfaces are acceptable. c) for other arena requirements including surrounds refer to rule 3.6 and Annex M rule 3.5 d) for positioning of judges refer to rule 10.1. e) Wherever possible a designated area should be set aside for 	As per 3.12.1 This information should appear here for clarification as to improve safety

		lunging. Ideally organising committees should provide a clearly marked and designated lunging area, preferably enclosed so there is no risk of escaping horse				
K.6.1 table	Entry form	Information required	Official Competitive	Official Participation	Restricted event	Clarification
		Horse EA number	ü			
		Horse registered name	ü	ü	ü	
		Horse bridle number	ü			
		Whether competing horse or pony	ü			
		Horse current grading points	ü	ü	ü	
		Rider EA number	ü			
		Rider name, address, contact details	ü	ü	ü	
		Owner EA number	ü			
		Proof of membership – EA or Club	ü	ü	ü	
		Competitions entering	ü	ü	ü	
		Summary of fees and method of payment	ü	ü	ü	
		Closing date of entries and address to be sent	ü	ü	ü	
		EA Member Release and Waiver	ü	ü	ü	
		Method of draw distribution	ü	ü	ü	
K.6.2	Time draw	o)horses can only be changed after close of entries by approval of the OC and not later than 48 hours before the start of the event. Riders can be changed up to 40 mins prior to start of the competition for legitimate reason by a written request to the OC at whose discretion it will be allowed.				To reflect current rule
K.8.2.1	Scorers must	g) make the test sheets available for competitors after approval from the judges and no later than 30 minutes after the posting of the final results. Test sheets must be released as soon as the final results are posted .Test sheets are confidential.				Clarification
K.8.2.2	Scorers and scoring	b) for Young Horse competitions, and artistic marks in Freestyle competitions marks to 1 decimal place may be used in first and second round qualifying competition (e.g. trot 7.8)				to reflect current rule
K9.1	Summary Task list	Summary task list				Update table
		BOOKING DATES/VENUE	By whom	Time frame	Task complete	
		Select appropriate date/s and type of event (Section 1)	OC			
		Book venue (Section 1 and 4)	OC			

THE ORGANISING STUCTURE	By whom	Time frame	Task complete	
Appoint event coordinator	OC	> 3 months		
Appoint event organising committee (appoint areas of responsibility)	OC	> 3 months		
Prepare a budget	Treasurer	> 3 months		
Decide on the event schedule	OC	> 3 months		
Official appointments	By whom	Time frame	Task complete	
Book suitably accredited judges (Section 3)	Appointed convenor	> 3 months		
BOOKING DATES/VENUE	By whom	Time frame	Task complete	
Appoint a Technical Delegate (Section 4)	Event coordinator	> 2 months		
Appeals Committee (Section 4)	Event coordinator	> 1 month		
Chief Steward (Section 4)	Appointed convenor	> 2 months		
Gear Stewards (appoint and roster)	Appointed convenor	> 1 month		
Scorers (appoint and roster)	Appointed convenor	> 1 month		
Writers (appoint and roster)	Appointed convenor	> 1 month		
Test sheet collectors (appoint and roster)	Appointed convener	> 1 month		
Stabling steward (allocate stables)	Appointed convener	> 1 month		
Veterinarian on call	Appointed convenor	> 1 month		
Farrier on call	Appointed convenor	> 1 month		
Notify ambulance / local hospital	Appointed convenor	> 1 month		
JUDGES	By whom	Time frame	Task complete	
Book suitably accredited judges (refer to the graph section 3)	Appointed convenor	> 3 months		
Confirmation letter to judges (e-mail is OK)	Appointed convenor	> 2 months		
Forward draw to judges	Appointed convenor	> 14 days		
Book accommodation for judges	Appointed convenor	> 14 days		
Judges gifts (not compulsory)	Appointed convenor			
Travel expenses to judges (refer Judges Honorarium form www.equestrian.org.au)	Appointed convenor	at event		
Thank you letters to judges	Appointed convenor	post event		

		FINANCIAL	By whom	Time frame	Task complete	
		Prepare a budget	Treasurer	> 3 months		
		Organise prize monies, cash floats, goods in kind	Treasurer	< 2 weeks		
		Payments as required	Treasurer	as required		
		Prepare invoices for sponsors/exhibitors/advertisers	Treasurer	as required		
		Collection of monies during event	Treasurer	as required		
		Judges travel and accommodation	Treasurer	at event		
		Deposit incoming monies	Treasurer	as required		
		ADMINISTRATION / SECRETARIAL	By whom	Time frame	Task complete	
		Prepare schedule/entry form and conditions, closing date	Appointed convenor	> 3 months		
		Distribute entry form to appropriate interested parties	Appointed convenor	> 3 months		
		Take entries, send rider/horse/owner EA status for verification to state branch	Appointed convenor	> 1 month		
		Prepare competition plan	Appointed convenor	> 1 month		
		Conduct draw	Appointed convenor	> 1 month		
		Print draw, rider information and post to competitors and judges	Appointed convenor	ASAP after draw		
		Organise test papers, boards, pens, bells	Appointed convenor	> 1 week		
		Draw for each judge folder and gear steward	Appointed convenor	> 1 week		
		Cover sheet for judge folders: test number; time; judge's name; writer's name; arena number, judge's position on arena.	Appointed convenor	> 1 week		
		ADMINISTRATION / SECRETARIAL	By whom	Time frame	Task complete	