

Equestrian Australia Limited



EQUESTRIAN
AUSTRALIA

NATIONAL CARRIAGE DRIVING RULES

Effective 01 January 2016

CLEAN VERSION

The Equestrian Australia National Carriage Driving Rules
may also be found on the Equestrian Australia Website:

www.equestrian.org.au

INDEX	PAGE
Preamble	3
Section 1: Rules for Horse Driving Trials	4
1.1. General Rules for Official Horse Driving Trials	4
1.2 General Rules for Participation Horse Driving Trials	5
1.3 Vetting Rules for Participation Horse Driving Trials	7
Section 2: Accreditation of Officials	10
2.2.1 Classification and Operational levels of Officials	10
2.2.2 Classification levels	10
2.2.3 Officiating Levels	10
2.2.4 Promotion of Officials	11
2.2.5 EA Course Designer	11
2.2.6 EA Judge	12
2.2.7 EA Technical Delegate	13
2.2.8 FEI Classification of International Judges	14
2.2.9 FEI Classification of Course Designers	15
2.2.10 FEI Classification of Technical Delegates	16
Section 3: Dressage Tests	
EA Carriage Driving Test – Novice No 1	17
EA Carriage Driving Test – Novice No 2	18
EA Carriage Driving Test – Novice No 3	19
EA Carriage Driving Test – Novice No 4	20
FEI Driven Dressage – Senior Test 1* A	22
FEI Driven Dressage – Senior Test 1* B	23
FEI Driven Dressage – Senior Test 2* A	24
FEI Driven Dressage – Senior Test 3* A HP1	25
FEI Driven Dressage – Senior Test 4* A HP2	26

Equestrian Australia Limited ('EA')
ABN 19 077 455 755

Effective 01 January 2016

PREAMBLE

It is not possible to provide for every conceivable eventuality in these Rules or the rules of the FEI. If there is no rule that deals specifically with a particular circumstance or if the nearest interpretation of the pertinent rule would result in an obvious injustice, it is the duty of those responsible to make a decision based on common sense and fair play, reflecting as closely as possible the intention of FEI and EA rules.

The FEI Driving Rules and the FEI General Regulations govern the conduct of EA-Carriage Driving Events (Horse Driving Trials) in Australia, except where specifically referred to in these rules.

© Copyright
Equestrian Australia Limited

These Rules & Regulations cannot be reproduced in whole, or in part without the permission of Equestrian Australia.

These Rules & Regulations cannot be used either in principle, in whole, or in part for the judging of Competition unless the Organising Committee or body is affiliated to Equestrian Australia

Section 1: Rules for Horse Driving Trials

The FEI Driving Rules and FEI General Regulations govern the conduct of EA Carriage-Driving Events (Horse Driving Trials) in Australia, except where specifically referred to in these rule

1.1 General Rules for Official Horse Driving Trials

1.1.1 Organising Committees must publish the names of the members of the Ground Jury and of other Officials on a schedule together with the entry forms. Any subsequent changes in Officials must be published and highlighted in the competitors' pack that is handed out at the event.

1.1.2 All appointed Officials must be chosen from the FEI and EA Officials lists.

1.1.3 No Championship may be awarded to participation classes.

1.1.4 Rules for Veterinary Examinations, Inspections and Observations must be strictly implemented.

1.1.5 Yellow Warning Card

Where there is:

- abuse of Horses in any form or
- incorrect behaviour towards Event Officials or any others party connected with the Event,
- non-compliance with Driving Rules,

the President of the Ground Jury, the President of the Appeal Committee and the FEI Chief Steward, as an alternative to instituting the procedures foreseen in the legal system, may deliver to the Person Responsible a Yellow Warning Card.

1.1.6 Motor vehicle variation Rule

The Obstacles may only be inspected on foot. No motor vehicles or bicycles may be taken inside any part of an Obstacle. Failure to comply will be penalised by the issue of a Warning for the first infringement and a Yellow Warning Card for the second. Drivers with Disabilities may apply to obtain dispensation at the time of entry from the Organiser to be exempt from this Article. Approval is at the discretion of Organiser, and the approved vehicle should be clearly identified and the following conditions must be met:

- correct head protection for the type vehicle is worn at all time
- no passengers are carried

1.1.7 Horse Ages for Competitions

Guidelines for training days = 3 yo minimum age

Participation events = 4 yo minimum age

Official Events to remain in line with the Current FEI events = 5 yo minimum age.

1.2 General Rules for Participation Horse Driving Trials

At Participation level Horse Driving Trials, current FEI Driving Rules must be followed, with the following additions, variations and exceptions:

- 1.2.1 Vehicle weights as per FEI Rules will apply, the minimum vehicle weight for unofficial small pony competition (under 120 cm) will be 60kgs with the exception of small pony competitions.
- 1.2.2 Two-wheeled and four-wheeled vehicles are allowed in the Marathon.
- 1.2.3 Single ponies under 120cm (121cm with shoes) are usually included in the single pony class and are allowed the following speeds:

	Maximum Speed	
Section/Test	Km per hour	Minutes per Km
A	11	5.27
B	10	6
	Metres per Minute	
Cones	240	

These allowances may be varied in extreme weather or ground conditions.

- 1.2.4 In all competitions conducted to EA & FEI competition carriage driving rules, carriages can be fitted with Pneumatic (air filled) tyres, except in CAI-2* & 3* FEI events.
 - Be fitted with wheels made of metal or steel, with hub, spokes & rim. Spoke material must not be less than 15mm in diameter.
 - Wheels can be fitted with a Pneumatic (air filled) tyres with low profile tread.
 - Tyres must not be wider than 12cm
 - Not be fitted wire spoke wheels similar to bicycle wheels.
 - Not be driven on uninflated tyres. Disqualification from the event section applies if the carriage is driven with non-inflated tyres. Failure to comply results in Elimination.
 - Not have wide car or truck tyres with solid rims.
 - A repair of air filled tyre is only acceptable in section B, Marathon. Horses must be removed from the carriage to make the repair. Spare wheels cannot be carried on the carriage.
 - Nominated wheels widths rules apply.

In all non-competition carriage driving events eg: Show classes, pleasure driving and basic training.

- Wire spoke wheels are permitted.
- Timber spoke wheels are permitted.
- Pneumatic (air filled) tyred wheels are permitted.
- Hard solid steel/ metal wheels are permitted

- 1.2.5 At the discretion of the organising committee, events are allowed to hold a restricted class for Single, Tandem and Multiple ponies under 120cm (121cm with shoes) with no changes to the EA Rules. The restricted class is only eligible for prizes within its class, not for prizes in the competition within which the restricted class is run.

- 1.2.6 It is optional for competitors in under 102cm classes (103 with shoes) to have grooms unless they are driving a multiple at which time standard rules for multiples apply. For all other classes grooms are obligatory.

1.2.7 Participant Ages

Minimum Age – Athletes and Grooms

Senior Classes:

Class	Athlete Minimum Age
Horses Four-in-Hand	18 years
Horse Pairs	16 years
Horse Single	14 years
All Pony Classes	14 years

Young Drivers Classes:

Class	Athlete Age Class
Horses Four-in-Hand	18 - 21 years
Horse Pairs	16 – 21 years
Horse Single	16 – 21 years
All Pony Classes	16 – 21 years

Juniors Classes:

Class	Athlete Age Class
Horse Pairs	16 -18 years
Horse Single	14 – 18 years
All Pony Classes	14 – 18 years

Children Classes:

Class	Athlete Age Class
Single Pony	12 -14 years

Age:

Age is determined from the beginning of the calendar year in which the Athlete and grooms reach the designated age.

Junior and children drivers must wear approved protective headgear whenever mounted on a carriage.

1.2.8 As per the EA General Regulations, Article 122 – Dress and Salute

All carriage driving participants up to the age of 18 on the Marathon course must wear protective headgear which includes a retaining harness secured to the shell at more than two points. Protective headgear must be worn with the chinstrap properly adjusted and fastened when jumping in the arena, the practice area and the collecting ring. This is also strongly recommended for anyone working a horse in the exercise and schooling areas or anywhere in the vicinity of the Event.

Protective headgear must conform with one of the current approved safety standards:

- AS/NZS 3838 (current Australian Standard)
- EN/1384 (current European Standard)
- ASTN F1163 (current US Standard)

EA highly recommends the use of helmets that conform to Australian Standard AS/NZS 3838, as this standard provides for more stringent testing and further periodic retesting. (Amended 16 May 2008)

1.2.9 Athletes & grooms must wear securely fastened Protective Headgear and a back protector in the Marathon. This is compulsory for competitions and is highly recommended at training/club days.

1.2.10 Organising Committees or Event Officials running a competition may not make further changes to FEI or EA rules.

1.3. Vetting Rules for Participation Horse Driving Trials

Based on FEI Veterinary Regulations.

N.B A qualified veterinarian must be on call at all times during the event, must be within half an hour travelling time of the venue, and must be nominated in the event program. Name and contact details must be posted in a prominent position (event notice board or similar) on the event grounds.

1.3.1 First Examination

- 1.3.1.1 The First Examination must take place at all Events upon arrival of competing horses, and in any case before they enter the Event stables.
- 1.3.1.2 The purpose of this First Examination is to establish the horse's identity by checking the Passport/ papers and any other relevant documents, and to establish its general state of health.
- 1.3.1.3 The First Examination must be performed by a Veterinarian or a Qualified Steward of the host event.
- 1.3.1.4 Any doubtful cases concerning identity or health must be reported to the President of the Ground Jury as soon as possible and in any case not later than one hour before the First Inspection.

1.3.2 First Inspection

- 1.3.2.1 This must take place at all Events before the start of Competition A. It must be performed under the direction of the President of the Ground Jury, together with at least one other member of the Ground Jury, or a Veterinarian or a Qualified Steward. See Veterinary Regulations and Guidelines for Organisers and Officials for details.
- 1.3.2.2 For safety reasons, horses must be presented in a bitted bridle and shown on a loose rein or lead. Each horse must display its identity number (Article 913.1 unless otherwise stated in the event schedule).
- 1.3.2.3 Horses are not permitted to wear bandages or rugs.
- 1.3.2.4 No horse may be presented with its identity concealed in any manner by application of paint or dye.
- 1.3.2.5 One Steward with a whip must be present. He is the only person who may assist if a horse refuses to trot. Handlers may not carry a whip while showing the horse.
- 1.3.2.6 The Inspection consists of an initial observation of the horse standing still. It must then be walked in front of the Inspecting Committee, and then trotted 30 meters away from the Committee before returning towards the Committee at the trot.
- 1.3.2.7 A Veterinarian or a Qualified Steward may be allowed to handle a limb or other parts of the body, but he may not perform any other clinical tests (i.e., flex a limb, or walk or trot a horse in a circle; refer to the FEI Veterinary Regulations).
- 1.3.2.8 In exceptional or doubtful cases, the Inspecting Committee may direct that a horse be placed in an officially supervised holding area for a further inspection to take place at a convenient time later during the Inspection.
- 1.3.2.9 Any horse, which is required to be re-inspected on the following day, may also be sampled for forbidden substances before it is allowed to take part in Competition A.
- 1.3.2.10 Only a member of the Ground Jury has the authority to disqualify any horse which is considered to be unfit for the Event (marked lameness, serious injury or poor general condition). A Veterinarian or Steward has no authority to disqualify a horse at this Inspection.

- 1.3.2.11 In the event of a disagreement within the Ground Jury regarding the fitness to participate of a horse, the President of the Ground Jury will have the casting vote and the decision will be announced immediately.

1.3.3 Second Inspection/ In-Harness Horse Inspection.

- 1.3.3.1 This must take place at all Events during, and at the site of, the 10-minute Compulsory Rest in Competition B of Marathon. One member of the Ground Jury and a Veterinarian or a Qualified Steward, are responsible for this Inspection. It must be performed carefully but rapidly so that the Competitor has time to care for his horses before the start of Section B.
- 1.3.3.2 The fitness of the horses must be determined by clinical observation, which may include: measuring the heart rate, the respiratory rate and the temperature in accordance with the Veterinary Regulations. This observation must be recorded.
- 1.3.3.3 The Ground Jury member must Eliminate the Athlete if his Horse is considered to be lame, injured or obviously exhausted and unfit to continue the Competition.
- 1.3.3.4 Only a Ground Jury member has the authority to eliminate the Competitor if his horse is considered to be unfit to continue the Competition.
- 1.3.3.5 All horses/ponies of a multiple combination must be deemed to be fit

1.3.4 Second Examination/ In-Harness Examination

- 1.3.4.1 The Examination must take place at the finish of Section B of the Marathon at all Events. It must be performed under the supervision of a **T r e a t i n g** Veterinarian or a Qualified Steward. The Veterinarian or the Qualified Steward has no authority to disqualify a horse. He must report his findings to the Veterinary Delegate and the President of the Ground Jury as soon as possible after the last Competitor has completed the marathon.
- 1.3.4.2 The competitor must present all horse/ponies in his/her combination in a bitted bridle with horse identification number attached
- 1.3.4.3 The horse/pony must in the opinion of the ground jury member be sound and physically well.
- 1.3.4.4 A Second Examination is obligatory at Participation Events.
- 1.3.4.5 All horses/ponies of a multiple combination must be deemed to be fit.

1.3.5 Final Observation before Competition C/ In-Harness Inspection before Competition C.

- 1.3.5.1. The In-Harness Inspection must be carried out before any Horse starts Cones, only when Cones follow Marathon. It must be performed by an Inspecting Committee consisting of one Member of the Ground Jury together with the Veterinary Delegate, or the Veterinary Commission. The Inspection is obligatory at all Events when Cones follow Marathon. The Horse(s) must be presented by the Athlete himself; Competing without presenting will result in an Elimination.
- 1.3.5.2. Horses will be inspected harnessed to their carriages. Leg bandages over-reach boots and brushing boots are permitted, but must be removed if required.
- 1.3.5.3 Only a Ground Jury member has the authority to disqualify the horse if considered to be unfit to continue the event.
- 1.3.5.4 At Participation & Official Events, when Competition B is last it is not necessary to have a horse warm-up observation before Competition B or before Competition C.

1.3.6 Removing a Horse from Competition

- 1.3.6.1 Each member of the Ground Jury has the right and duty to request a Competitor to retire, or eliminate any horse at any time which is evidently lame, injured or unfit to continue. No appeal can be made against this decision.
- 1.3.6.2 The Athlete may Retire at any time.
- 1.3.6.3 The Technical Delegate may stop a Competitor, if, in his opinion, the horse is unfit to continue the competition. Associated penalties will be at the discretion of the Ground Jury following a Ground Jury member's urgent attendance at the site of the stoppage.

1.3.7 Medication Control

This must be conducted in accordance with General Regulations, Article 143 and the Veterinary Regulations, Article 1033.

1.3.8 Vetting Horses at National/State titles

Presentation during Vetting:-

- 1.3.8.1 The Competitor - owner/strapper/driver of all horses being presented to the vet must at all times be dressed in neat attire with appropriate, clean footwear.
- 1.3.8.2 Each pony/horse needs to have a clean bridle (bitted). Headstalls are not acceptable
- 1.3.8.3 ALL ponies/horses should be able to be handled with no danger to the Veterinarian or Steward in charge
- 1.3.8.4 ALL ponies/horses temperatures must be able to be taken, no exceptions, or the pony/horse will be immediately eliminated from the competition.
- 1.3.8.5 If required, legs must be able to be handled safely without the pony/horse leaning, rearing, or kicking.
- 1.3.8.6 ALL ponies/horses mouths must be able to be checked.

Section 2: Accreditation of Officials

All Officials must be current members of Equestrian Australia.

A major review of all Officials (Course Designer or Judge) takes place every three years, so that recommendations for submission to the National Carriage Driving Committee (NCDC) can be made in time to be forwarded to the FEI, which reviews the "International" list. This review includes downgrading and retirement as well as upgrading.

All appointments are subject to approval by the National Carriage Driving Committee (NCDC).

All applicants must have demonstrated the required knowledge, skills and aptitude at the respective level of accreditation.

2.2.1 Classification and Operational levels of Officials

For the benefit of officials, event organisers and competitors the following classifications and operational levels apply. The classification allows officials to know:

- What criteria they have to satisfy to move from one operational level to another,
- The standard of event at which they can competently fulfil their duties, and
- Colleagues with whom they can consult.

The classification allows competitors to enter an event knowing that officials engaged are qualified for the standard of the event and are capable of fulfilling their role.

2.2.2 Classification levels

1. Level 1 – Endorsed by the State Branch Carriage Driving Committee and appointed by the NCDC.
2. Level 2 – Endorsed by the State Branch Carriage Driving Committee and appointed by the NCDC.
3. Level 3 – National Carriage Driving Committee appointment
4. Candidate International – FEI appointments on recommendation by EA
5. International – FEI appointment on recommendation by EA

All appointments are subject to approval by the National Carriage Driving Committee (NCDC).

2.2.3 Officiating Levels

Level 1 - Judges, Technical Delegates and Course designers may officiate at any unofficial event (including horse driving trials, indoor events or show driving events) or at any official event where competitor number do not exceed 35

Level 2 - Judges and Course designers may officiate at any unofficial event (including Horse Driving Trials, Indoor events or show driving events) or at any official event where competitor numbers do not exceed 70.

Technical delegates may officiate at any unofficial or official event (including horse driving trials or indoor events) as well as State and National events.

Level 3 - Judges and Course designers may officiate at all National Events. Technical delegates may officiate at all National events.

FEI Candidate International - May officiate at all National and International (CAI) Events as stipulated by FEI.

FEI International - May officiate at all National and International (CAI) Events as stipulated by the FEI

Officials of a lower level may be used with the permission of the applicable Branch Carriage Driving Committee.

2.2.4 Promotion of Officials.

All applications for promotion to Level 3 or above must be forwarded to the applicants Branch Carriage Driving Committee. The Branch Carriage Driving Committee will forward with their recommendation with the application to the EA National Office. The application will then be forwarded to the Accreditation & Referral Panel for their recommendation prior to consideration by the National Carriage Driving Committee.

2.2.5 Requirements to be an accredited Carriage Driving Course Designer

Financial members of EA, who are interested in becoming an Official Course Designer, must complete and submit an application form and resume detailing their experience and referees.

Level 1:

Level 1 **Course Designers** must have:

Competed in Horse Driving Trials on a regular basis (minimum of four events per year) for a period of at least four years, **or**

Current accreditation as an EA Eventing Course Designer *or*

- Demonstrated current and valid Course Designer certification from another Driving body.

NOTE: With the supporting documentation (as listed above) Course Designers will need to complete an approved EA Course Designers Course within 12 months of application. Until this requirement has been met, the Course Designers will be "Provisional Level1".

OR

- Acted as an assistant on four occasions in the past two years with a Level 2 or higher level Course Designer, **and must** have fulfilled one of the following
 - Passed an open book theory exam at a seminar, **or**
 - Have been nominated by two course designers of Level 2 or higher
-

Level 2:

Level 2 **Course Designer** must have:

1. Acted as a Level 1 Course Designer on at least four occasions in the past two years, **and**
 2. Worked as an assistant, at a minimum of two separate events (one of which must be of at least two days duration) in the past two years with a Level 3 or higher level Course Designer, **and**
 3. Attended an Official Seminar endorsed by the EA within the previous two years, **and**
 4. Satisfactorily completed a theory examination at that seminar.
-

Level 3:

Applicants will be listed as a Level 3 **Course Designer** if they have:

1. Acted as a Level 2 Course designer on at least 5 occasions in the past 2 years, **and**
 2. Worked as an assistant, on a minimum of 2 occasions in the past two years with a Candidate International or International Course Designer, **and**
 3. Attended an Official Seminar, for both Judging and Course Design endorsed by the EA within the previous 2 years, **and**
 4. Satisfactorily completed a theory examination at that seminar.
-

Candidate International and International FEI Course Designers

As stipulated by the FEI. All Australian FEI-listed officials must be a financial member of the EA.

2.2.6 Requirements to be an Accredited Carriage Driving Judge.

Financial members of EA, who are interested in becoming an Official Carriage Driving Judge, must complete and submit an application form and resume detailing their experience and referees.

Level 1:

A Level 1 **Judge** must have:

1. Competed in Horse Driving Trials on a regular basis (minimum of four events per year) for a period of at least four years and must be conversant with all phases of the competition including Dressage, Marathon and Cones, **or**

Current accreditation as an EA Novice Dressage Judge as a minimum, **or**

Demonstrated current and valid judging certification from another Driving body to a minimum Novice level and must be conversant with all phases of the competition including Dressage, Marathon and Cones.

NOTE: With the supporting documentation (as listed above) Judges will need to complete an approved EA Judges Course within 12 months of application. Until this requirement has been met, the Judge will be "Provisional Level1".

OR

2. Acted as an assistant on a minimum of four occasions in the past two years with a Level 2 or higher-level Judge, **and**

Satisfactorily completed an open book theory exam, **and**

Have been nominated by two Judges of Level 2 or higher

Level 2:

A Level 2 **Judge** must have:

1. Acted as a Level 1 Judge on at least four occasions in the past two years, **and/or**

Current accreditation as an EFA Medium Dressage Judge as a minimum, **and/or**

Demonstrated current and valid judging certification from another Driving body to a minimum Advanced Level and must be conversant with all phases of the competition including Dressage, Marathon and Cones,

AND

2. Worked as an assistant, on a minimum of two separate events (one of which must be of at least two days duration) in the past two years with a Level 3 or higher-level Judge, **and**
3. Attended an Official Driving or Ridden Dressage Judging Clinic or Seminar conducted by the EA within the previous two years, **and**
4. Satisfactorily completed a theory examination at that clinic.

Level 3:

A Level 3 **Judge** must have:

1. Acted as a Level 2 Judge on at least five occasions in the past two years, **and**
2. Worked as an assistant, on a minimum of two occasions in the past two years with a Candidate International or International Judge, **and**
3. Attended an Official Clinic or Seminar, for both Judging and Course Design conducted by EA within the previous 2 years, **and**
4. Satisfactorily completed a theory examination at that clinic.

Candidate International and International FEI Judges

As stipulated by the FEI. All Australian FEI-listed officials must be a financial member of EA.

2.2.7 Requirement to be an Accredited Carriage Driving Technical Delegate

Financial members of the EA, who are interested in becoming an official Carriage Driving Technical Delegate must complete and submit an application form and resume detailing their experience and referees.

Level 1:

A Level 1 **Technical Delegate** must have:

1. Competed in Horse Driving Trials on a regular basis (minimum of four events per year) for a period of at least four years, **or**

Current accreditation as an EA Eventing Technical Delegate, **or**

Demonstrated current and valid Technical Delegate Certification from another Driving body to a minimum Novice Level.

NOTE: With the supporting documentation (as listed above) Technical Delegate will need to complete an approved EA Technical Delegates Course within 12 months of application. Until this requirement has been met, the Technical Delegate will be "Provisional Level1".

OR

2. Acted as an assistant at a minimum of four separate events in the past two years with a Level 2 or higher TD, **AND**
 - Passed an Open book theory exam **or**,
 - Been nominated by two Technical Delegates of Level 2 of higher

Level 2:

A Level 2 **Technical Delegate** must have:

1. Acted as a level 1 Technical Delegate on at least four occasions in the past two years, **and / or**
2. Demonstrated current and valid Technical Delegate certification from another Driving body to a minimum Advanced Level, **and**

Attended an Official Driven or Ridden Technical Delegate Clinic or Seminar conducted by EA within the previous two years, **and**

Satisfactorily completed a theory examination at that clinic.

Level 3:

A Level 3 **Technical Delegate** must have:

1. Acted as a Level 2 Technical Delegate on at least five occasions in the past two years **and**
2. Worked as an assistant, on a minimum of two occasions in the past two years with a Candidate International or International Technical Delegate or Candidate International or an International Judge, **and**
3. Attended an Official Clinic or Seminar, for both Judging and Course Design and/or Technical Delegate conducted by the EFA within the previous 2 years, **and**
4. Satisfactorily completed a theory examination at that clinic

Candidate International and International FEI *Technical Delegates*

As stipulated by the FEI. All Australian FEI-listed Officials must be a financial member of EA.

2.2.8 CLASSIFICATION OF INTERNATIONAL JUDGES

1 .Categories of Judges

Judges are divided in three categories:

- 1.1. International Candidate Judge
- 1.2 International Judge
- 1.3 Official International Judge

2. Qualification Requirements for Judges

2.1 International Candidate Judge

The qualification requirements to become an International Candidate Judge are as follows:

- 2.1.1 To have shown experience as a National Judge of highest national qualification by judging regularly over a period of at least five years, including acting during the current or preceding two years as president or member of the Ground Jury at three CANs under FEI Rules or as a member of the Ground Jury at two CAIs Category B.
- 2.1.2 To have attended and passed at least one FEI course for International Candidate Judges.
- 2.1.3 To understand and speak one of the official two languages.

3. Limitations

- 3.1 A judge must meet the qualifications for an International Judge, be recommended by the NF, and be appointed by the FEI Driving Committee within five years of becoming an International Candidate Judge. In addition, he must be able to understand English and must be able to speak one of the two FEI official languages. At the end of the five-year period, the International Candidate must be promoted or dropped from the list.
- 3.2 International Judges who are no longer able or willing to act regularly will be removed from the FEI list by the FEI Driving Committee.
- 3.3 Judges of all categories must retire at the end of the year in which they reach the age of 70. In very special circumstances and on the recommendation of the FEI Driving Committee the age limit may be extended for a further 4 years.
- 3.4 To retain their status, Judges must attend a clinic or seminar every four years for their respective category. Otherwise they may be removed from the list at the discretion of the Driving Committee.
- 3.5 An International Candidate and International Judge must officiate as member of the Ground Jury at an international event at least once every five years or, at the discretion of the Driving Committee, have his/her name removed from the FEI list of Judges.

2.2.9 CLASSIFICATION OF COURSE DESIGNERS

1. Categories of International Course Designers

Course Designers are divided into three categories:

- 1.1. International Candidate Course Designer
- 1.2 International Course Designer
- 1.3 Official International Course Designer

2. Qualification Requirements for Course Designers

2.1 International Candidate Course Designer

The qualification requirements to become an International Candidate Course Designer are as follows:

2.1.1 To have regular practice as a National Course Designer of the highest national qualification over a period of at least five years.

This requirement may be reduced if the candidate has experience as an international competitor.

2.1.2 To have assisted as assistant Course Designer during at least one CAI Cat. A and one CAI Cat. B and to have received a favourable report from the acting Technical Delegate.

2.1.3 To understand and speak one of the official two languages.

2.1.4 To have attended and passed at least one FEI course for International Candidate Course Designers.

3. Limitations

3.1. An International Course Designer must meet the qualifications for an International Course Designer, be recommended by his NF, and be appointed by the FEI Driving Committee within five years of becoming an International Candidate Course Designer. At the end of the five year period the International Candidate will either be promoted or dropped from the list.

3.2. International Course Designers who are no longer able or willing to act regularly will be removed from the FEI list by the FEI Driving Committee.

3.3 Course Designers of all categories must retire at the end of the year in which they reach the age of 70. In very special circumstances and on the recommendation of the FEI Driving Committee the age limit may be extended for a further four years.

3.4. To retain their status, Course Designers must attend a clinic or seminar every four years for their respective category. Otherwise they may be removed from the list at the discretion of the Driving Committee.

3.5 A Course Designer must officiate as Course Designer at an international event at least once every five years or, at the discretion of the Driving Committee, have his name removed from the FEI list of Course Designers.

2.2.10 CLASSIFICATION OF TECHNICAL DELEGATES

1. Categories of Technical Delegates Technical

Delegates are divided into three categories.

1.1 International Candidate Technical Delegate

1.2 International Technical Delegate

1.3 Official International Technical Delegate

2. Qualification requirements for Technical Delegates

2.1 International Candidate Technical Delegate

The qualification requirements to become an International Candidate Technical Delegate are as follows:

2.2 To have had regular practice as a National Technical Delegate over a period of at least five years, as well as having acted as Technical Delegate at two CANs under FEI rules. Experience on Organising Committees, as well as having worked with a Course Designer is required. This requirement may be reduced if the Technical Delegate is an International Judge or an International Course Designer.

2.3 To have served as an assistant to an International Technical Delegate at a CAI Cat. A or CAIO.

2.4 To understand one of the official two languages.

2.5 To have attended and passed at least on FEI course for International Candidate Technical Delegates.

3. Limitations

3.1 An International Candidate Technical Delegate must meet the qualification requirement laid down for International Technical Delegates, be recommended for promotion to the status of International Technical Delegate by his NF and be promoted by the FEI Driving Committee within five years of becoming an International Candidate Technical Delegate. At the end of the five year period International Candidate Technical Delegates will either be promoted or dropped from the list.

3.2 International Technical Delegates who are no longer able or willing to act regularly will be removed from the FEI list by the FEI Driving Committee.

3.3 Technical Delegates of all categories must retire at the end of the year in which they reach the age of 70. In very special circumstances and on recommendation of FEI Driving Committee the age limit may be extended for a further four years.

3.4. A Technical Delegate must officiate as Technical Delegate at an international event at least once every five years or, at the discretion of the Driving Committee, have his name removed from the FEI list of Technical Delegate.

3.5 To retain their status, Technical Delegates must attend a clinic or seminar every four years for their respective category. Otherwise they may be removed from the list at the discretion of the Diving Committee.

Section 3 – Dressage Tests.



EA Carriage Driving Test – Novice No. 1

No	Test 1	Movements		Points	Comments	
1.	A X	Enter at working trot Halt Salute	Driving in straight on center line. Standing on the bit			
2.	XCHE	Working trot	Impulsion regularity transitions			
3.	E	Circle left 20m Cont at working trot	Accuracy of circle Correct bend			
4.	KAF FXH	Working trot Lengthened trot	Straightness Lengthening			
5.	HCMB	Working trot	Impulsion Regularity			
6.	B	Circle right 20m. Cont at working trot	Accuracy of circle Correct bend			
7.	FAK KX M	Working trot Lengthened trot	Straightness Lengthening			
8.	MH HEXBF FADX	Working trot Walk Working trot	Transition to walk Straightness Transition to trot			
9.	X	Halt 5 secs Rein back 3 – 5 steps. Cont working trot	Immobility Reaction to aids			
10.	XC CHBKAD	Serpentine 3 loops 5 loops if 100m arena	Position Accuracy of figure			
11.	DG G	Lengthened trot Halt salute	Lengthening Transition Immobility			
Leave arena at working trot						
12.	.	Paces regularity & freedom				
13.	.	Impulsion Moving forward with elasticity of Steps, relaxation of the back & engagement				
14.		Obedience & lightness Response to aids willing & without resistance Correctness of bend & suppleness				
15.		Driver Use of aids handling of reins & whip position on box accuracy of figures				
16.		Presentation Appearance of driver and grooms cleanliness fitness matching, & condition of harness, horses and vehicle.				
POSITIVE MOVEMENT POINTS				150/160	HAT	YES / NO
NEGATIVE MOVEMENT POINTS					APRON	YES / NO
Errors of course (explain)					WHIP	YES / NO
Other penalties (explain)					GLOVES	YES / NO
TOTAL POSITIVE POINTS						

Position judged from letter:- For organisers only - time 7 - 8 mins

JUDGES SIGNATURE Printed surname



EA Carriage Driving Test – Novice No. 2

		Movements		Points	Comments	
1.	A X	Enter at working trot Halt Salute	Driving in on straight on centre line Standing on the bit			
2.	XCMB	B 20m half circle Return to track at M Working trot	Impulsion regularity Accuracy of figures Bending			
3.	MCHE	E 20m half circle Return to track at H Working trot	Impulsion regularity Accuracy of figures Bending			
4.	HCM	Working trot	Balance regularity			
5.	MXK	Show few lengthened strides	Transition to working Trot			
6.	KAF	Working trot	Balance regularity			
7.	FXH	Show few lengthened strides	Transition to working trot			
8.	HCM	Working trot	Balance regularity			
9.	MXK KAD	Walk Working trot	Transition to walk Straightness			
10.	D D X	Circle left 20m Followed by circle right 20m Working trot	Accuracy of figures Rhythm impulsion Bending			
11.	X XG G	Halt 5 secs Rein back 3-5 strides Walk Halt Salute	Transition to halt Standing on bit			
Leave arena at working trot						
12.	.	Paces regularity & freedom				
13.	.	Impulsion Moving forward with elasticity of Steps, relaxation of the back & engagement				
14.		Obedience & lightness Response to aids willing & without resistance Correctness of bend & suppleness				
15.		Driver Use of aids handling of reins & whip position on box accuracy of figures				
16.		Presentation Appearance of driver and grooms cleanliness, fitness matching, & condition of vehicle, horses and harness.				
POSITIVE MOVEMENT POINTS				150/160	HAT	YES / NO
NEGATIVE MOVEMENT POINTS					APRON	YES / NO
Errors of course (explain)					WHIP	YES / NO
Other penalties (explain)					GLOVES	YES / NO
TOTAL POSITIVE POINTS						

Position judged from letter:- For organisers only - time 7 - 8 mins

JUDGES SIGNATURE Printed surname



EA Carriage Driving Test – Novice No. 3

No		Movements		Points	Comments
1.	A X	Enter at working trot Halt salute	Driving in straight on centre line		
2.	GCM MXF	Working trot Deviation 20m through X	Regularity position Accuracy of figure		
3.	FA	Working trot A Circle right 30m cont working trot	Accuracy of figure		
4.	KXM	Walk	Impulsion Straightness		
5.	MCH HXK	Working trot 20m deviation through X	Accuracy		
6.	KA	Working trot A circle left 30m Cont working trot	Accuracy of figure		
7.	AF FXH	Working trot Lengthened trot	Straightness lengthening		
8.	HCM MXK	Working trot Lengthened trot	Straightness Lengthening		
9.	KAD DXG	Working trot Lengthened trot	Straightness Lengthening		
10.	GCHE E - X	Working trot 20m half circle	Accuracy of figure Bending		
11.	XG G	Working trot G Halt 5 sec Rein back 3 -5 strides Forward 3 strides Halt salute	Transition Immobility Straightness		
Leave arena at working trot					
12.	.	Paces regularity & freedom			
13.	.	Impulsion Moving forward with elasticity of Steps, relaxation of the back & engagement			
14.	.	Obedience & lightness Response to aids willing & without resistance Correctness of bend & suppleness			
15.	.	Driver Use of aids handling of reins & whip position on box accuracy of figures			
16.	.	Presentation Appearance of driver and grooms Cleanliness and fitness matching condition of horses harness and vehicle.			
POSITIVE MOVEMENT POINTS				150/160	HAT YES / NO
NEGATIVE MOVEMENT POINTS					APRON YES / NO
Errors of course (explain)					WHIP YES / NO
Other penalties (explain)					GLOVES YES / NO
TOTAL POSITIVE POINTS					

Position judged from letter:- For organisers only - time 7 - 8 mins

JUDGES SIGNATURE Printed surname



EA Carriage Driving Test – Novice No. 4

No.		Movements		Points	Comments
1	A X	Enter at Working Trot Halt, Salute	Driving Straight on Centre Line, Transition to Halt, Immobility		
2	X C M	Working Trot	Transition to Working Trot, Regularity, Bending, Accuracy		
3	M X K K A F	Extended Trot Working Trot	Transition to Extended Trot, Impulsion, Regularity, Transition to Working Trot		
4	F M	Reins in One Hand, 10m Deviation from side, Reins at Will.	Accuracy of Figure, Bending, Regularity, Impulsion		
5	M C C H	Collected Trot, Halt, Immobility 5 seconds, Collected trot	Transition to Halt, Immobility, Transition to Collected Trot.		
6	H X F F A K	Extended Trot Working Trot	Transition to Extended Trot, Impulsion, Regularity, Transition to Working Trot		
7	K H	Reins in One Hand, 10m Deviation from Side, Reins at Will.	Accuracy of Figure, Bending, Regularity, Impulsion.		
8	H C M	Working Trot	Regularity of Trot, Bending, Accuracy		
9	M R B X	Walk	Transition to Walk, Accuracy, Regularity, Transition to Halt		
10	X	Halt, Rein back 3-5 steps	Transition to Rein Back, Straightness, Transition to Walk		
11	X E V	Walk	Transition to Walk, Regularity, Relaxation, accuracy		
12	V A X	Working trot, Turn on to Centre Line. 15 metre circle on the left rein. 15 metre circle on the right rein	Straightness on Centre Line Accuracy of Figures		
13	X G	Working Trot. Halt Salute.	Straightness on centre line. Transition to Halt. Immobility.		
Leave Arena at Working Trot					
14	Paces: Regularity and Freedom				
15	Impulsion: Moving forward with elasticity of steps, relaxation of back & engagement.				
16	Obedience & Lightness: Response to aids willing & without resistance, Correctness of bend & suppleness.				
17	Driver: Use of aids, handling of reins & whip. Position on box. Accuracy of Figures				
18	Presentation: Appearance of driver & grooms. Cleanliness & fitness matching, condition of horse/s harness and vehicle.				


POSITIVE MOVEMENT POINTS	150/160	HAT	YES/NO
NEGATIVE MOVEMENT POINTS		APRON	YES/NO
Errors of Course (explain)		WHIP	YES/NO
Other Penalties (explain)		GLOVES	YES/NO
TOTAL POSITIVE POINTS			

Position judged from letter:- For organisers only - time 7 - 8 mins

JUDGES SIGNATURE Printed surname

FEI Driven Dressage – Senior – Test 1*A

New Test

	CAI1* - Test 1*A <input type="checkbox"/> H4, <input type="checkbox"/> H2, <input type="checkbox"/> H1 <input type="checkbox"/> P4 <input type="checkbox"/> P2 <input type="checkbox"/> P1	ATHLETE n°	JUDGE in
---	---	-------------------------------	-----------------------

Approx 7 min ARENA 40 x 80 m = measurement of loops in ()

1	A - X X	Enter Working Trot Halt, Salute	Straightness, impulsion Transition, immobility, on bit	
2	X-C-M-R	Working trot	Transition, impulsion	
3	R	Collected Trot, circle 20 m Reins in 1 hand	Transition, contact, impulsion	
4	R-B B - L - K	Working Trot, reins at will Medium Trot	Transition, lengthening of frame and steps, rhythm	
5	K - A A - L	Working Trot Loop 30 (25) m	Balance, contact Bending, rhythm, impulsion	
6	L	Halt 8 sec, driver on centerline	Transition, immobility, on bit, square	
7	L - E - I	Walk 40 (30) m loop	Freedom, regularity, stretching, overstepping	
8	I-C C - H - S	Collected Trot 30 (25) m loop Working Trot	Transition, bending, activity Transition, bending, rhythm	
9	S-X-P-F	Medium Trot	Transition, impulsion, lengthening of frame and steps	
10	F-A-K-V	Collected Trot	Transition, energy, rhythm	
11	V - S	10 m deviation Collected Trot	Accuracy, bending both sides, balance	
12	S - R R-X	Working Trot ½ 40 m circle Stretching Frame (only single & pairs) Working Trot	Balance, clear Stretching forward downward in contact, maintenance of rhythm and impulsion, coming back smooth into the preceding elevation	
13	X	Halt, Driver on centerline, Rein back 3 m	Transition, obedience, on bit, straightness, diagonal	
14	X - V V - L	Collected Trot ½ 20 m circle, reins in 1 hand	Rhythm, contact Bending, balance, contact, activity	
15	L - X - G G	Medium Trot, reins at will Halt (progressive between I-G) Salute	Immobility, on bit, straightness	
16	PACES	Freedom and regularity, maintenance of even pace		
17	IMPULSION	Engagement of hindquarters, elasticity, relaxation of back		
18	OBEDIENCE	Contact, lateral bend, respond to aids without resistance		
19	DRIVER	Use of aids, accuracy of figures and transitions, position		
20	PRESENTATION	Appearance of driver and grooms, harmonizing with Harness and carriage, clearance and fit of harness		

10 excellent 9 very good 8 good 7 fairly good 6 satisfactory 5 sufficient 4 insufficient 3 fairly bad 2 bad 1 very bad 0 not executed	All the Judges marks will be added together, multiplied by 0.8, divided by the number of Judges and deducted from 160, which will give a penalty score to which are added any incident penalties awarded by the President of the Jurv.	Signature JURY	/200
---	--	----------------	------

Coefficient 0,8

JUDGE in C	1 st incident = 05 p <input type="checkbox"/> 2 nd incident = 10 p <input type="checkbox"/> 3 rd incident = elimination <input type="checkbox"/> other penalties <input type="checkbox"/>	RED DOT
-----------------------	---	--------------------

FEI Driven Dressage – Senior – Test 1*B

Former Driving Dressage Test 1

CAI1* - Test 1*B <input type="checkbox"/> H4 <input type="checkbox"/> H2 <input type="checkbox"/> H1 <input type="checkbox"/> P4 <input type="checkbox"/> P2 <input type="checkbox"/> P1		ATHLETE	JUDGE in	
			n°	
			REMARKS	MARKS
1	A - X X	Working Trot Halt, Salute	Straightness, transition to Halt Immobility	
2	XCR R-P PADX	Working Trot 10m deviation Working trot	Transition to Working Trot Rhythm, tempo, impulsion, bending accuracy	
3	X XCM	Working Trot circle left 20m Working Trot	Rhythm, tempo, bending, impulsion, accuracy	
4	M-E	Free Walk	Transition to walk Quality of steps, relaxation, stretching over tracking	
5	EKADX	Working Trot	Transition to Working Trot, rhythm, tempo, impulsion, bending	
6	X XCHS	Working Trot circle right 20m Working Trot	Rhythm, tempo, bending, impulsion, accuracy	
7	S-I I-R	Working Trot half circle left 20m Half circle right 20m	Rhythm, impulsion, bending, straightness on the centre line at I, accuracy	
8	R-X-V V-K-A	Medium Trot Working Trot	Transitions, impulsion, rhythm, balance, lightness	
9	A-X	Working Trot 2 Loop Serpentine	Accuracy, rhythm, tempo, bending, impulsion	
10	X	Halt 8 seconds Driver on the centreline	Transition to Halt immobility	
11	X	Rein Back 3-4 steps	Transition to Rein Back Quality of steps, acceptance of contact transition to working Trot	
12	XBR RS	Working Trot Medium Trot, half circle 40m left	Rhythm, bending transition to Medium Trot, impulsion, balance, lightness	
13	S-E E-F	Working Trot Free Walk	Transitions, rhythm, bending Quality of steps, relaxation, stretching, over tracking	
14	FAK KXM	Working Trot Medium Trot	Transitions rhythm, bending, impulsion, balance, lightness	
15	MCE EB	Working Trot 40m Half circle left, horse stretching frame	Transition to Working Trot tempo, stretching, relaxation	
16	B-X XFAD	Working Trot, half circle 20m left Working Trot	Rhythm, tempo, bending, impulsion	
17	D-G	Medium Trot	Transition to Medium Trot rhythm, impulsion, straightness.	
18	G	Halt - Salute	Transition to halt, Immobility	
19	PACES	Regularity and freedom (maintenance of pace by both, or all horses).		
20	IMPULSION	Moving forward (both, or all horses working).		
21	OBEDIENCE AND LIGHTNESS	Response to aids, willing and without resistance. Correctness of bend, Suppleness. Acceptance of the Bit.		
22	DRIVER	Use of aids, handling of reins and whip, position on box, accuracy of figures.		
23	PRESENTATION	Appearance of driver and grooms, cleanliness, fitness, matching and condition of Horses, Harness and Vehicle.		
10 excellent 9 very good 8 good 7 fairly good 6 satisfactory 5 sufficient 4 insufficient 3 fairly bad 2 bad 1 very bad 0 not executed		All the Judges marks will be added together, multiplied by 0.696, divided by the number of Judges and deducted from 160, which will give a penalty score to which are added any incident penalties awarded by the President of the Jury.		Signature JURY /230 Coefficient 0.696
		JUDGE in C	1 st incident = 05 p <input type="checkbox"/> 2 nd incident = 10 p <input type="checkbox"/> 3 rd incident = Elimination <input type="checkbox"/> other penalties <input type="checkbox"/>	RED DOT

FEI Driven Dressage – Senior – Test 2*A

New Test

	CAI2* - Test 2*A <input type="checkbox"/> H4 <input type="checkbox"/> H2 <input type="checkbox"/> H1 <input type="checkbox"/> P4 <input type="checkbox"/> P2 <input type="checkbox"/> P1	ATHLETE n°	JUDGE in
---	---	------------------------	----------------

Approx 6 min

1	A - X X	Enter Working Trot Halt, Salute	Straightness, impulsion Transition, immobility, on bit		
2	X-C-H	Working trot	Transition, bending, impulsion		
3	H-S-P	Medium Trot	Transition, lengthening of frame and steps, impulsion		
4	P	Collected Trot, circle 20 m Reins in 1 hand	Transition, accuracy, bending, collection, contact		
5	P-F-A A-C C	Collected Trot, reins at will Working Trot, 3 deviations along centre line, each 5 m apart from cl. A-L 30 m / L-I 40 m / I-C 30 m Right hand side	Balance, rhythm Transition, impulsion, bending both sides, accuracy, balance, maintenance of same tempo, contact		
6	C-M-R-I	Collected Trot	Transition, balance		
7	I	Circle right 20 m followed by	Accuracy, bending, contact, smooth change		
8	I I-S-E	Circle left 20 m, reins in 1 hand Collected Trot, reins at will	Correctness of figure		
9	E-L	walk	Freedom, regularity, stretching, overstepping, energy		
10	L	Halt 8 sec, driver on centre line	Immobility, on bit, transition into and out of halt		
11	L	Rein back 3 m, move off	Obedience, quality of steps, contact, straightness		
12	L-F-A-K	Walk			
13	K-V V-S	Collected Trot Medium Trot	Transition, balance, contact Transition, lengthening of frame and steps, impulsion		
14	S-G-R R-K	Working Trot, ½ 40 m circle right Extended Trot	Transition, bending, balance, contact Transition, rhythm, impulsion, contact, lengthening		
15	K-A-D D-X-G G	Collected Trot Extended Trot Halt, Salute	Bending, contact, rhythm Transition, straightness, impulsion, quality of steps, Transition, immobility, on bit		
16	PACES	Freedom and regularity, maintenance of even pace			
17	IMPULSION	Engagement of hindquarters, elasticity, relaxation of back			
18	OBEDIENCE	Contact, lateral bend, respond to aids without resistance			
19	DRIVER	Use of aids, accuracy of figures and transitions, position on the box			
20	PRESENTATION	Appearance of driver and grooms, harmonizing with Harness and carriage, clearance and fit of harness			

- 10 excellent
- 9 very good
- 8 good
- 7 fairly good
- 6 satisfactory
- 5 sufficient
- 4 insufficient
- 3 fairly bad
- 2 bad
- 1 very bad
- 0 not executed

All the Judges marks will be added together, multiplied by 0.8, divided by the number of Judges and deducted from 160, which will give a penalty score to which are added any incident penalties awarded by the President of the Jury.

Signature JURY	/200
----------------	------

JUDGE
In C


1 st e incident = 05 p	<input type="checkbox"/>	
2 ^{de} incident = 10 p	<input type="checkbox"/>	
3 ^{de} incident = Elimination	<input type="checkbox"/>	
other penalties	<input type="checkbox"/>	

Coefficient 0.8

RED
DOT

FEI Driven Dressage – Senior – Test 3*A HP1

New Test

	CAI3* - Test 3*A <input type="checkbox"/> H1 <input type="checkbox"/> P1	ATHLETE n°	JUDGE in
---	---	------------------------	----------

<i>Approx 6 min</i>					
1	A - X X	Enter Working Trot Halt, Salute	Straightness, impulsion Transition, immobility, on bit		
2	X-C-H	Working trot	Transition, bending, impulsion		
3	H-S-P	Medium Trot	Transition, lengthening of frame and steps, impulsion		
4	P	Collected Trot, circle 20 m Reins in 1 hand	Transition, accuracy, bending, collection, contact		
5	P-F-A A-C C	Collected Trot, reins at will Working Trot, 3 deviations along centre line, each 5 m apart from cl. A-L 30 m / L-I 40 m / I-C 30 m Right hand side	Balance, rhythm Transition, impulsion, bending both sides, accuracy, balance, maintenance of same tempo, contact		
6	C-M-R-I	Collected Trot	Transition, balance		
7	I	Circle right 20 m followed by	Accuracy, bending, contact, smooth change		
8	I I-S-E	Circle left 20 m, reins in 1 hand Collected Trot, reins at will	Correctness of figure		
9	E-L	walk	Freedom, regularity, stretching, overstepping, energy		
10	L	Halt 8 sec, driver on centre line	Immobility, on bit, transition into and out of halt		
11	L	Rein back 3 m, move off	Obedience, quality of steps, contact, straightness		
12	L-F-A-K	Walk			
13	K-V V-S	Collected Trot Medium Trot	Transition, balance, contact Transition, lengthening of frame and steps, impulsion		
14	S-G-R R-K	Working Trot, ½ 40 m circle right Extended Trot	Transition, bending, balance, contact Transition, rhythm, impulsion, contact, lengthening		
15	K-A-D D-X-G G	Collected Trot Extended Trot Halt, Salute	Bending, contact, rhythm Transition, straightness, impulsion, quality of steps, Transition, immobility, on bit		
16	PACES	Freedom and regularity, maintenance of even pace			
17	IMPULSION	Engagement of hindquarters, elasticity, relaxation of back			
18	OBEDIENCE	Contact, lateral bend, respond to aids without resistance			
19	DRIVER	Use of aids, accuracy of figures and transitions, position on the box			
20	PRESENTATION	Appearance of driver and grooms, harmonizing with Harness and carriage, clearance and fit of harness			

- 10 excellent
- 9 very good
- 8 good
- 7 fairly good
- 6 satisfactory
- 5 sufficient
- 4 insufficient
- 3 fairly bad
- 2 bad
- 1 very bad
- 0 not executed


All the Judges marks will be added together, multiplied by 0.8, divided by the number of Judges and deducted from 160, which will give a penalty score to which are added any incident penalties awarded by the President of the Jury.

JUDGE
in C

Signature JURY	/200
1 st e incident = 05 p <input type="checkbox"/> 2 ^{de} incident = 10 p <input type="checkbox"/> 3 ^{de} incident = Elimination <input type="checkbox"/> other penalties <input type="checkbox"/>	Coefficient 0.8 <div style="border: 1px solid black; border-radius: 50%; padding: 10px; display: inline-block; margin-top: 10px;">RED DOT</div>

FEI Driven Dressage – Senior – Test 3*A HP2

New Test

	CAI3* - Test 3*A <input type="checkbox"/> H2 <input type="checkbox"/> P2	ATHLETE n°	JUDGE in
---	---	------------------------	----------------

Approx 6 min

1	A - X X	Enter Working Trot Halt, Salute	Straightness, impulsion Transition, immobility, on bit			
2	X-C-H	Working trot	Transition, bending, impulsion			
3	H-S-P	Medium Trot	Transition, lengthening of frame and steps, impulsion			
4	P	Collected Trot, circle 20 m Reins in 1 hand	Transition, accuracy, bending, collection, contact			
5	P-F-A A-C C	Collected Trot, reins at will Working Trot, 3 deviations along centre line, each 5 m apart from cl. A-L 30 m / L-I 40 m / I-C 30 m Right hand side	Balance, rhythm Transition, impulsion, bending both sides, accuracy, balance, maintenance of same tempo, contact			
6	C-M-R-I	Collected Trot	Transition, balance			
7	I	Circle right 20 m followed by	Accuracy, bending, contact, smooth change			
8	I I-S-E	Circle left 20 m, reins in 1 hand Collected Trot, reins at will	Correctness of figure			
9	E-L	walk	Freedom, regularity, stretching, overstepping, energy			
10	L	Halt 8 sec, driver on centre line	Immobility, on bit, transition into and out of halt			
11	L	Rein back 3 m, move off	Obedience, quality of steps, contact, straightness			
12	L-F-A-K	Walk				
13	K-V V-S	Collected Trot Medium Trot	Transition, balance, contact Transition, lengthening of frame and steps, impulsion			
14	S-G-R R-K	Working Trot, ½ 40 m circle right Extended Trot	Transition, bending, balance, contact Transition, rhythm, impulsion, contact, lengthening			
15	K-A-D D-X-G G	Collected Trot Extended Trot Halt, Salute	Bending, contact, rhythm Transition, straightness, impulsion, quality of steps, Transition, immobility, on bit			
16	PACES	Freedom and regularity, maintenance of even pace				
17	IMPULSION	Engagement of hindquarters, elasticity, relaxation of back				
18	OBEDIENCE	Contact, lateral bend, respond to aids without resistance				
19	DRIVER	Use of aids, accuracy of figures and transitions, position on the box				
20	PRESENTATION	Appearance of driver and grooms, harmonizing with Harness and carriage, clearance and fit of harness				

10	excellent
9	very good
8	good
7	fairly good
6	satisfactory
5	sufficient
4	insufficient
3	fairly bad
2	bad
1	very bad
0	not executed

All the Judges marks will be added together, multiplied by 0.8, divided by the number of Judges and deducted from 160, which will give a penalty score to which are added any incident penalties awarded by the President of the Jury.

JUDGE
 In C

Signature JURY

/200

1 st e incident = 05 p	<input type="checkbox"/>
2 ^{de} incident = 10 p	<input type="checkbox"/>
3 ^{de} incident = Elimination	<input type="checkbox"/>
other penalties	<input type="checkbox"/>

Coefficient 0.8

RED
DOT