



EQUESTRIAN  
AUSTRALIA

Effective 1 July 2021

The EA National Eventing Rules are also accessible on the Equestrian Australia (EA) website:  
[www.equestrian.org.au](http://www.equestrian.org.au)

**Reproduction in any form is not permitted without contacting EA**

These Rules & Regulations cannot be used either in principle, in whole, or in part for the judging of Competition unless the Organising Committee or body is affiliated to Equestrian Australia

**Disclaimer:** *Equestrian Australia believes all material produced for this publication is correctly and accurately researched. However, we give no warranty in relation thereto and disclaim liability for all claims against Equestrian Australia, its officers, employees or agents or any person associated, which may arise from any material contained within its pages that may be challenged by any persons.*

These rules reflect the FEI rules with special inclusions in grey for particular Equestrian Australia (National) circumstances.

For the purpose of implementation, any EA National Rule that is not covered by the FEI Rules 2020 or is not already included as a specific EA rule in this rule book, the 2021 EA Eventing Rules will govern.

**FEI changes/additions in red font**  
**EA changes/additions in green font**



**EVENTING RULES**

**25th Edition effective 1st January 2021**

Latest update: ~~30/06/2020~~ 4 December 2020

Printed in Switzerland

Copyright © 2018 Fédération Equestre Internationale

Reproduction strictly reserved

**Fédération Equestre Internationale**

HM King Hussein I Building

Chemin de la Joliette 8

1006 Lausanne

Switzerland

**t** + 41 21 310 47 47

**f** +41 21 310 47 60

**e** [info@fei.org](mailto:info@fei.org)

**www.fei.org**

## Table of Contents

<b>PREAMBLE.....</b>	<b>9</b>
<b>THE FEI CODE OF CONDUCT FOR THE WELFARE OF THE HORSE .....</b>	<b>10</b>
<b>EVENTING VISION STATEMENT.....</b>	<b>12</b>
<b>Chapter 1 GENERAL.....</b>	<b>13</b>
500 Introduction .....	13
500.1 Definition .....	13
500.2 Responsibility .....	13
<b>EA 500.3.1 Affiliation .....</b>	<b>13</b>
<b>Chapter 2 STRUCTURE OF COMPETITIONS .....</b>	<b>15</b>
501 Competitions and Series .....	15
500.1. International (CIs) .....	15
500.2. Official International (CIOs) .....	15
500.3. Championships (CHs) .....	15
500.4 Games.....	16
501.5 FEI Eventing Series .....	17
502 Formats and Levels .....	17
502.1 Formats.....	17
502.2 Levels of difficulty .....	18
EA 502.3 CCN Levels of difficulty .....	18
503 Categories .....	18
503.1 Pony, Junior and Young Rider Competitions.....	18
503.2 Age of Athletes.....	18
<b>EA 503.2.2 <del>CNC</del>/CCN Age of Athletes .....</b>	<b>19</b>
503.3 Young Horses Competitions.....	20
503.4 Age of Horses.....	20
<b>EA 503.4.1. CCN Age of Horses .....</b>	<b>20</b>
503.5 Ponies .....	20
504 Participation Restrictions.....	20
504.1 Number of Horses per Athlete .....	20
504.2 Other Participation Restrictions .....	21
<b>Chapter 3 ADMINISTRATION OF COMPETITIONS .....</b>	<b>22</b>
505 Expenses, Entry Fees, Prize Money, Responsibility .....	22
505.1 CIs and CIOs.....	22
505.2 Championships .....	22
505.3 Prize Money .....	22
506 Closed Circuit Television .....	23
507 Schedule and Results .....	23
507.1 Schedule .....	23
507.2 Results .....	24
EA 507.3 CCN Schedule .....	24
EA 507.4 CCN Results .....	24

EA 507.5 CCN Programs.....	25
EA 507.6 Disclaimer of Liability .....	25
EA 507.7 Reservation of Right .....	25
508 Invitations .....	26
508.1 CIs.....	26
508.2 CIOs .....	26
508.3 Championships .....	26
509 Entries .....	26
509.1 CIs and CIOs.....	26
509.2 Championships .....	26
<b>Number of Rides</b> .....	27
<b>Substitution</b> .....	27
<b>Withdrawals</b> .....	27
509.3 Certificate of Capability .....	27
<b>Chapter 4 OFFICIALS.....</b>	<b>28</b>
510 Categories of Officials.....	28
510.1 Judges .....	28
510.2 Technical Delegates .....	28
510.3 Course Designers.....	28
510.4 Stewards .....	28
EA 510.5 CCN Categories of Officials.....	28
511 Requirements for <del>Promotion</del> Officials Transfer .....	29
511.1 Judges .....	29
511.2 Technical Delegates .....	30
511.3 Course Designers.....	30
511.4 Eventing Stewards specifics .....	31
512 Requirements for Maintenance of Status.....	31
512.1 Judges.....	31
512.2 Technical Delegates .....	32
512.3 Course Designers.....	33
513 Appointment of Officials.....	33
513.1 Short Format (CCIs-S and CCIOs-S) .....	34
513.2 Long Format (CCIs-L and CCIOs-L) .....	35
513.3 CCI 1*-Intro (Unified Level) .....	35
513.4 Ground Jury President Appointment - Additional Requirements.....	36
513.5 Championships & Games .....	36
513.6 Veterinarians (please refer to Veterinary Regulations) .....	37
513.7 Stewards .....	37
513.8 Appointment Additional Requirements and Restrictions.....	38
513.9 1, 2 & 3 star Competitions with Several Sections of the Same Level .....	39
514 Conflict of Interest .....	39
514.1 Definition - General.....	39
515 Duties of Officials.....	40
515.1 Jurisdiction of Officials.....	40

515.2	Ground Jury .....	40
515.3	Technical Delegate .....	42
515.4	Course Designer .....	43
515.5	Veterinary Delegate/Commission (refer to Veterinary Regulations) .....	44
515.6	Stewards (Stewarding Team) .....	44
	<b>Chief Steward</b> .....	44
	<b>Gear Check Officials</b> .....	44

## **Chapter 5 TECHNICAL REQUIREMENTS FOR PARTICIPATION ..... 45**

516	Principles .....	45
517	Minimum Eligibility Requirement (MER) .....	45
518	Minimum Eligibility Requirement Validity period .....	45
518.1	Championships .....	45
518.2	CIs & CIOs: .....	45
519	Athletes Categories .....	46
EA 519.1	CCN Athletes Categories (previously Established) .....	46
520	Minimum Eligibility Requirements for CIs and CIOs .....	46
520.1	Athletes not yet categorized at the level of the Competition .....	46
520.2	Athletes already categorised at the level of the Competition .....	47
521	Minimum Eligibility Requirements for Championships & Games .....	50
522	Reverse Qualification .....	50
522.1	Reverse Qualification – Horse .....	50
522.2	Reverse Qualification - Athlete .....	51
EA 522.3	CCN Reverse Qualification .....	51

## **Chapter 6 ATHLETES AND HORSES WELFARE ..... 52**

523	Athletes Welfare .....	52
523.1	Medical Information .....	52
523.2	Medical Fitness .....	52
523.3	Examination After a Fall .....	52
523.4	Concussion .....	52
524	Horses Welfare .....	52
524.1	Veterinary Examination on Arrival .....	53
524.2	Horse Inspections .....	53
524.3	Horse Welfare During the Competition .....	54
524.4	Appeal .....	54
524.5	Equine Anti-doping and Controlled Medication Testing .....	54
525	Dangerous Riding .....	54
525.1	Definition .....	54
525.2	Warnings and Penalties .....	55
525.3	Elimination Before Cross Country .....	55
526	Abuse of Horse .....	56
526.1	Definition .....	56
526.2	Warnings and Penalties .....	56
526.3	Use of the Whip .....	56
526.4	Blood on Horses .....	57

527. Eventing Recorded Warning, Yellow Warning Cards-& Suspension .....	57
EA 527.1 CCN Yellow Warning Cards.....	58
<b>Chapter 7 GENERAL COMPETITION RULES .....</b>	<b>60</b>
528 Classification .....	60
528.1 Individual Classification .....	60
528.2 Team Classification .....	60
528.3 Disqualification .....	61
529 Declaration of Starters .....	61
530 Substitutions.....	61
530.1 CIs.....	61
530.2 CIOs and Championships .....	61
531 Draw 62	
531.1 Approval of Method of Draw .....	62
531.2 CIs.....	62
531.3 CIOs and Championships .....	62
532 Allocation of Starting Positions (CIOs and Championships) .....	62
532.1 Team Members Positions .....	62
532.2 Individuals Positions.....	63
533 Starting Order .....	63
533.1 Long Competitions .....	63
533.2 Short Competitions .....	63
534 Timetable .....	64
534.1 Dressage Test .....	64
534.2 Cross-Country Test .....	64
534.3 Jumping Test .....	64
534.4 Minimum Interval Between Tests .....	64
535 Exercising and Warming Up.....	64
535.1 Identification Number.....	64
535.2 Restrictions on Schooling Horses .....	64
535.3 Exercise Areas.....	65
536.1 Practice Areas .....	65
536.2 Warm Up Areas .....	65
<b>Practice Dressage Arena .....</b>	<b>66</b>
<b>Cross Country Practice Obstacles .....</b>	<b>66</b>
<b>Jumping Test Practice Obstacles: .....</b>	<b>66</b>
536.3 Dressage Familiarization .....	66
536.4 Stewarding .....	66
536 Access to Courses and Arenas .....	67
536.1 Dressage Arena .....	67
536.2 Cross Country Course.....	67
536.3 Jumping Course.....	67
537 Interruptions and Modifications.....	68
537.3 Interruptions.....	68
537.4 Modifications .....	68

538 Dress .....	68
538.3 General .....	68
538.4 Dressage Test .....	69
538.3 Cross-Country Test.....	70
538.4 Jumping Test .....	70
538.5 Inspection of Dress .....	70
539 Saddlery / Dress.....	71
539.1 Training and Exercising .....	71
539.2 Dressage Test .....	71
539.3 Cross Country and Jumping Tests .....	73
539.4 Inspection of Saddlery.....	73
540 Unauthorised Assistance .....	74
540.1 Exceptions .....	74
540.2 Receiving Apparatus / Cameras .....	74
541 Advertising and Publicity on Athletes and Horses .....	75
541.1 Identification of a Non-Sponsor Manufacturer.....	75
541.2 Identification of a Sponsor .....	75
541.3 Use at FEI Championships.....	75
541.4 OC Sponsor.....	75
541.5 Athlete's National Identification .....	75
541.6 Athlete's Name .....	76
541.7 National Federation Logo .....	76
541.8 Advertising in Field of Play .....	76
541.9 Definition of competition area.....	76
541.10 (as per General Regulations 135.8).....	77
<b>Chapter 8 DRESSAGE TEST .....</b>	<b>78</b>
542 FEI Dressage Rules .....	78
543 Administration.....	78
543.1 Type and level of Test .....	78
543.2 Number of Tests to be judged by day .....	78
543.3 Judges Positions .....	78
543.4 National Dressage.....	79
544 Scoring.....	80
544.1 Marking .....	80
544.2 Calculation of Scores.....	80
<b>Chapter 9 CROSS COUNTRY TEST .....</b>	<b>82</b>
545 Rules Governing the Cross Country Test .....	82
545.1 Starting .....	82
545.2 Optimum Time and Timing .....	82
545.3 Error of Course.....	82
545.4 Pace and Dismounting .....	83
545.5 Overtaking.....	83
545.6 Athlete in Difficulty .....	83
545.7 Stopping Athletes .....	83

545.8	Leaving the Course After Elimination .....	83
546	Courses .....	85
546.1	Marking .....	85
546.2	Distances and Speeds .....	85
546.3	Finishing Lines.....	85
546.4	Course Plans .....	85
547	Obstacles.....	86
547.1	Definition.....	86
547.2	Type of Obstacles .....	86
547.2.7	Ground lines .....	87
	Ground lines must be used on fences at all levels. ....	87
	Note: Please refer to the Cross Country guide for Officials for further information about the use of Ground lines .....	87
547.3	Dimensions .....	87
547.4	Measurement .....	88
547.5	Obstacles with Elements and/or Options .....	88
547.6	Number of Jumping Efforts.....	89
548	Scoring.....	89
548.1	Faults at Obstacles.....	89
548.2	Time Faults.....	89
548.3	Additional Reasons for Elimination .....	89
549	Definition of Faults .....	90
549.1	Refusal .....	90
549.2	Run out - missing a flag.....	91
549.3	Circle .....	91
549.4	Representing After a Disobedience .....	91
549.5	Fall .....	92

## **Chapter 10 JUMPING TEST ..... 93**

550	FEI Jumping Rules .....	93
551	Object.....	93
552	Course and Obstacles.....	93
552.1	Type of Obstacles .....	93
553	Scoring.....	93
553.1	Faults at Obstacles.....	93
553.2	Time Faults .....	94

## **Annex A Dressage –Annexes..... 96**

1.	Permitted Bits for the Dressage Test .....	96
1.1	Action of Bits.....	96
1.2	Material:.....	96
1.3	Permitted Snaffles (see diagrams) .....	96
1.4	Illegal Bits .....	98
1.5	Snaffles .....	98
1.6	Double Bridle .....	101
2.	Permitted <del>Nosebands</del> Bridles for the Dressage Test.....	103

3. Dressage Tests for Eventing .....	104
EA Short and Long Format Tests.....	105
<b>Annex B Cross Country - Annexes .....</b>	<b>106</b>
1 Cross Country Obstacles Maximum Dimensions .....	106
EA CCN and EvA Cross Country Obstacles Maximum Dimensions.....	106
2 Distances - Speeds - Jumping Efforts .....	106
CCI-L (Long) format Cross Country Distances - Jumping Efforts – Speeds .....	106
3. Diagram of Cross Country Obstacles and Faults.....	107
<b>Annex C Jumping - Annexes.....</b>	<b>108</b>
1 Obstacles Maximum Dimensions - Distances - Speeds - Jumping Efforts .....	108
Time of the Round.....	109
Time Faults .....	109
Time Corrections.....	109
Knock-down with Disobedience .....	109
Knock- down & Fall - Falls at all levels incurs elimination.....	109
Reasons for Elimination - Jumping.....	109
Statutory elimination by the Showjumping Judge: .....	109
Discretionary elimination by the Showjumping Judge:.....	111
<b>Annex D Medical Services .....</b>	<b>113</b>
EA Annex D.1 EA <del>CNC</del> /CCN Medical and Veterinary Services .....	118
The Medical Service Provider must be complete the EA-HSMS-MED-Incident-Referral Report V1.3 Form 08 –Refer to <b>EA D1 Attachment C</b> .....	123
<b>EA D1 Attachment A .....</b>	<b>124</b>
<b>EA D1 Attachment A .....</b>	<b>126</b>
<del>EA D1 Attachment B .....</del>	<del>132</del>
Declaration of Compliance for XC response teams (to accompany quotation) .....	133
EA D1 Attachment B .....	135
<b>Medical Service Provider Documents (copies to be provided to OC).....</b>	<b>135</b>
<b>Other Current Documents (copies available on request).....</b>	<b>135</b>
<b>Event Operations (to be provided to the OC prior to the event) .....</b>	<b>135</b>
EA D1 Attachment C .....	138
<b>Annex E Organising Requirements for Eventing 5 star Level Events .....</b>	<b>139</b>
<b>Annex F Athlete Representative .....</b>	<b>142</b>
<b>Annex G FEI Badges for Honour .....</b>	<b>143</b>
<b>Annex H Rules for Eventing Pony Rider &amp; Events.....</b>	<b>144</b>
<b>Annex I Indoor / Arena Cross Country Rules .....</b>	<b>146</b>
<b>Annex J. EA Combined Training .....</b>	<b>147</b>
SECTION 1 - DRESSAGE .....	147
SECTION 2 - JUMPING.....	147
<b>ANNEX K EA OFFICIALS ACCREDITATION .....</b>	<b>148</b>
<b>Annex L EA Leaderboard and Rankings.....</b>	<b>153</b>
<b>Annex M Yellow Warning Cards and Concussion Cards .....</b>	<b>154</b>



FEI Yellow Warning Card .....	154
EA Yellow Warning Card .....	155
EA Eventing Recording Warning Card .....	156
EA Athlete Concussion Advice .....	158
<b>Annex N FEI HEADGEAR Requirements .....</b>	<b>159</b>
EA Headgear Requirements .....	160
<b>Annex O EA Membership Requirements .....</b>	<b>161</b>
<b>GLOSSARY.....</b>	<b>162</b>

## PREAMBLE

These Eventing Rules are effective as of 1 January ~~2021~~.

The Eventing Rules will be substantively reviewed every four (4) years unless urgent clarifications or modifications are required for risk management purposes.

As of this date, all other texts of the Eventing Rules or amendments to them dated prior to this date are superseded.

Although these Eventing Rules set out the detailed rules of the FEI for international Eventing Competitions, they must be read in conjunction with any other FEI Rules and Regulations, including but not limited to:

FEI Statutes

FEI General Regulations

FEI Dressage Rules

FEI Jumping Rules

FEI Veterinary Regulations

FEI Eventing Memorandum

FEI Country Guide for Officials

FEI FAQ guidelines on Tack, Equipment and Dress

EADCMR (Equine Anti-Doping And Controlled Medication Regulations)

ADRHA (Anti-Doping Rules for Human Athletes)

- **EA Cross Country Guide for Officials**
- EA Medication Control Program
- EA Hot Weather Policy
- EA National Disciplinary Procedures
- If any complaint is made that any person at any event to which these rules apply has committed or may have committed a breach of these rules or has been guilty of any conduct which has or may have been derogatory to the character or prejudicial to the interests of the EA, such written and signed complaint must be lodged with the Technical Delegate officiating at the event during which the cause of the complaint arose or is alleged to have arisen.
- The Technical Delegate must forward a report to the appropriate EA Branch, Sport Committee and National safety Officer no later than 10 days after the event.
- Any complaint after the event must be lodged with the Secretary General of EA or an EA Branch Manager no more than fourteen (14) days after the incident.

The FEI Jumping and Dressage Rules apply for the Eventing Jumping and Dressage Tests except where otherwise provided in these Eventing Rules. Any modification introduced to the FEI Jumping and Dressage Rules during the year will be evaluated for application in Eventing from 1st January the following year.

Every eventuality cannot be provided for in these Eventing Rules. In any unforeseen or exceptional circumstances, it is the duty of the appropriate person or body to make a decision in a sporting spirit, by approaching as near as possible the intention of the Eventing Rules and of the General Regulations. Should there remain any omissions in the Eventing Rules, such omission shall be interpreted in a manner compatible to the fullest extent with the other provisions of these Eventing Rules, other rules and regulations of the FEI, and sporting spirit.

For the sake of brevity these regulations use the masculine form; this is to be interpreted to include both genders. Terms with a capitalized first letter are defined in the Glossary of the Eventing Rules, in the General Regulations, in the Statutes or in other Rules of the FEI.

# THE FEI CODE OF CONDUCT FOR THE WELFARE OF THE HORSE

The FEI requires all those involved in international equestrian sport to adhere to the FEI Code of Conduct and to acknowledge and accept that at all times the welfare of the Horse must be paramount. Welfare of the Horse must never be subordinated to competitive or commercial influences. The following points must be particularly adhered to:

## 1. General Welfare:

### a) Good Horse management

Stabling and feeding must be compatible with the best Horse management practices. Clean and good quality forage, feed and water must always be available.

### b) Training methods

Horses must only undergo training that matches their physical capabilities and level of maturity for their respective disciplines. They must not be subjected to methods which are abusive or cause fear.

### c) Farriery and tack

Foot care and shoeing must be of a high standard. Tack must be designed and fitted to avoid the risk of pain or injury.

### d) Transport

During transportation, Horses must be fully protected against injuries and other health risks. Vehicles must be safe, well ventilated, maintained to a high standard, disinfected regularly and driven by competent personnel. Competent handlers must always be available to manage the Horses.

### e) Transit

All journeys must be planned carefully, and Horses allowed regular rest periods with access to food and water in line with current FEI guidelines.

## 2. Fitness to compete:

### a) Fitness and competence

Participation in Competition must be restricted to fit Horses and Athletes of proven competence. Horses must be allowed suitable rest period between training and Competitions; additionally rest periods should be allowed following travelling.

### b) Health status

No Horse deemed unfit to compete may compete or continue to compete; veterinary advice must be sought whenever there is any doubt.

### c) Doping and Medication

Any action or intent of doping and illicit use of medication constitutes a serious welfare issue and will not be tolerated. After any veterinary treatment, sufficient time must be allowed for full recovery before Competition.

### d) Surgical procedures

Any surgical procedures that threaten a competing Horse's welfare or the safety of other Horses and/or Athletes must not be allowed.

### e) Pregnant/recently foaled mares

Mares must not compete after their fourth month of pregnancy or with foal at foot.

### f) Misuse of aids

Abuse of a Horse using natural riding aids or artificial aids (e.g. whips, spurs, etc.) will not be tolerated.

### **3. Events must not prejudice Horse welfare:**

#### **a) Competition areas**

Horses must be trained and compete on suitable and safe surfaces. All obstacles and Competition conditions must be designed with the safety of the Horse in mind.

#### **b) Ground surfaces**

All ground surfaces on which Horses walk, train or compete must be designed and maintained to reduce factors that could lead to injuries.

#### **c) Extreme weather**

Competitions must not take place in extreme weather conditions that may compromise welfare or safety of the Horse. Provision must be made for cooling conditions and equipment for Horses after competing.

#### **d) Stabling at Events**

Stables must be safe, hygienic, comfortable, well ventilated and of sufficient size for the type and disposition of the Horse. Washing-down areas and water must always be available.

### **4. Humane treatment of Horses:**

#### **a) Veterinary treatment**

Veterinary expertise must always be available at an Event. If a Horse is injured or exhausted during a Competition, the Athlete must stop competing and a veterinary evaluation must be performed.

#### **b) Referral centres**

Wherever necessary, the Horse should be collected by ambulance and transported to the nearest relevant treatment centre for further assessment and therapy. Injured Horses must be given full supportive treatment before being transported.

#### **c) Competition injuries**

The incidence of injuries sustained in Competition should be monitored. Ground surface conditions, frequency of Competitions and any other risk factors should be examined carefully to indicate ways to minimise injuries.

#### **d) Euthanasia**

If injuries are sufficiently severe a Horse may need to be euthanized by a veterinarian as soon as possible on humane grounds, with the sole aim of minimising suffering.

#### **e) Retirement**

Horses must be treated sympathetically and humanely when they retire from Competition.

### **5. Education:**

The FEI urges all those involved in equestrian sport to attain the highest possible levels of education in areas of expertise relevant to the care and management of the Competition Horse.

This Code of Conduct for the Welfare of the Horse may be modified from time to time and the views of all are welcomed. Particular attention will be paid to new research findings and the FEI encourages further funding and support for welfare studies.

## **EVENTING VISION STATEMENT**

Eventing constitutes the most complete combined equestrian Competition, demanding of the Athlete considerable experience in all branches of equitation and a precise knowledge of his Horse's ability, and of the Horse a degree of general competence, resulting from intelligent and progressive training.

The Cross Country Test constitutes the most exciting and challenging all-round test of riding ability and horsemanship where correct principles of training and riding are rewarded. This test focuses on the ability of Athletes and Horses to adapt to different and variable conditions of the Competition (weather, terrain, obstacles, footing, etc.) showing jumping skills, harmony, mutual confidence, and in general "good pictures".

This test requires by all involved special awareness and acceptance of a certain level of risk inherent to the particular challenging and exciting nature of the test.

Every effort must be made to ensure that, at each level, responsible Athletes are participating with progressively trained Horses in order not to be exposed to a higher risk than which is strictly inherent to the nature and level of the Competition.

## Chapter 1 GENERAL

### 500 Introduction

#### 500.1 Definition

An Eventing Competition consists of three distinct tests during which an Athlete rides the same Horse throughout, namely: Dressage, Cross Country and Jumping.

#### 500.2 Responsibility

##### 500.2.1 Athletes

An Athlete is ultimately responsible for knowing these Eventing Rules and complying with them. The appointment of a Steward or Official, whether or not provided for in these Eventing Rules, does not absolve the Athlete from such responsibility.

##### 500.2.2 National Federations

National Federations are responsible for selecting and entering eligible Athletes and Horses for all international Competitions taking responsibility for their fitness and competence to compete.

##### 500.2.3 National Safety Officers

All National Federations organising international Eventing Events must appoint an active National Safety Officer (NSO) to liaise with the FEI with regards to all matters directly relating to Eventing Risk Management.

##### 500.2.4 Registration

All Athletes and Horses participating in international Competitions must be annually registered with the FEI.

##### 500.2.5 Horses Passport and Microchips

Please refer to General Regulations (GRs), art 137.

##### EA 500.2.6 Participation

#### ATHLETES OWNERS & HORSES

##### As per EA General Regulations and Branch Membership:

Athletes and horses wishing to enter any Eventing event must meet the membership and registration requirements as set out in the activity classification table in the EA General Regulations per the maximum level they wish to enter.

##### Foreign athletes

Foreign competitors must submit to EA a current licence issued by their own National Federation, to be issued with a guest licence by the EA before competing in Official Events. The guest licence number must accompany entries. Foreign competitors who are resident in Australia must become members of EA whilst competing at National events in Australia.

##### State Teams

State team riders must be members of the State that they are representing.

##### State of Origin Teams:

State of Origin Riders will be classified by the State in which they were first EA registered,

#### EA 500.3.0 Orders

Riders and owners of competing horses and other people associated with them must, under penalty of elimination, obey any order or direction given to them by any responsible official and they must, in particular, be careful not to do anything liable to upset or hinder the undisturbed progress of the competition.

##### EA 500.3.1 Affiliation

Organisers must apply in writing to the relevant EA State Branch for affiliation to conduct Official

## Chapter 1 GENERAL

Events. An affiliation fee must be paid and authorisation given by the State Branch.

No Official Event may be conducted without authorisation from the State Branch

## **Chapter 2 STRUCTURE OF COMPETITIONS**

### **501 Competitions and Series**

#### **500.1. International (CIs)**

Competitions with an individual classification. Location, date and level of CIs must be approved by the FEI. Special requirements may apply for 4&5 star level Competitions at new venues.

#### **500.2. Official International (CIOs)**

Competitions with an official team and individual classification. Each member of a team will automatically be considered for the individual classification. Teams will always be composed of Athletes from the same country.

Location, date, level and qualifications of CIOs must be approved by the FEI and Eventing Committee. Each National Federation may only organize one Senior CIOs in any calendar year.

##### **501.2.1 Nations Cup**

The Nations' Cup (also referred as "NC") is the official international team Competition. Its object is to compare the merit of Athletes and Horses from different NFs and may only be organised on the occasion of a CIO.

"At least three NFs must take part in this Competition for it to be recognised as an FEI Nations Cup™.

If less than five NFs have entered teams for a CCIO, the invitation may be extended to include two teams per NF (including the host team). Before the start of the Event, at the latest at the draw of nations starting order, each NF with two teams must decide which team competes for FEI Nations Cup™ points."

#### **500.3. Championships (CHs)**

Competitions with an official team and individual classification. Each member of a team will automatically be considered for the individual classification. Teams will always be composed of Athletes from the same country.

Geographical representation, age group of Athletes and Horses, location, date and level are decided by the Board.

In exceptional cases teams at a Continental Championships may be regional and if so the territorial scope must have been previously approved by the Eventing Committee.

Pony, Junior and Young Rider Championships must be organised during the long school holidays. Junior & YR Championships will preferably be organised jointly.

"All Championships must be organised in the long format at all levels. (Exceptions can be considered by the Eventing Committee)."

##### **501.3.1 Minimum Participation**

Continental Championships can only be held if at least three National Federations and/or Regional Teams are represented at the first Horse Inspection.

Outside Europe Continental Championships for Young Riders and Juniors may be held with any number of Regional Teams from at least two National Federations.

##### **501.3.2 Individuals in Addition to Teams**

At all Championships and Games, the host country will be limited to the same number of Athletes and Horses as the maximum number permitted for the foreign countries.

At least 3 nations must pass the Horse inspection for this event to be recognised as an FEI



## Chapter 2 STRUCTURE OF COMPETITIONS

Championship (minimum 9 athletes). 90 athletes in the Championship event is the maximum.

The number of individual Athletes authorised to take part in addition to each team is:

- a) Seven or more teams entered - two individuals per country
- b) Five or six teams entered - three individuals per country
- c) Four or less teams entered - four individuals per country

National Federations will be advised by the Organising Committee at the closing of nominated entries.

### **501.3.3 Levels of difficulty**

The level of difficulty of Championships will be as follows:

- a) Ponies - CCIP2\*-L
- b) Young Horses (six year) - CCI2\*-L
- c) Young Horses (seven year) - CCI3\*-L
- d) Junior - CCI2\*-L
- e) Young Riders - CCI3\*-L
- f) Continental/Regional Championships and Games will be decided by the Eventing Committee after consultation with the relevant National Federations
- g) World Championships - please refer to Art. 501.3.4

### **501.3.4 World Individual and Team Championships**

The World Championships are for Seniors.

World Championships can only be held if at least six National Federations are represented.

If the World Championships are conducted separately, the number of Athletes will be in accordance with art. 501.3 for Championships.

Participation **in World Championships when combined with other disciplines:**

- a) Maximum 5 Athletes to take part from one nation.
- b) Maximum of 2 individuals for Nations not represented by a team.
- c) A Team will consist of 3 or 4 Athletes.

Technical Level **of World Championships:**

- a) 5 star level Dressage and Jumping Test,
- b) Cross-Country Test World CH/Olympic Games level technicality (10min 38-42 efforts)

## **500.4 Games**

### **501.4.1 Regional and Continental Games**

Eventing may be organised at regional or continental multi sport games (e.g. Pan American, Asian, South American, South East Asian, etc.) with an official team and individual classification.

These games are organised by NOC confederations, responsible for general regulations with the exception of the technical aspects. The age group, format and level must be approved by the FEI Eventing Committee.

### **501.4.2 Olympic Games**

Olympic Games are organised by the International Olympic Committee in accordance with the FEI Special Regulations for Olympic Games and current Eventing Rules.

## **501.5 FEI Eventing Series**

FEI Eventing Series can be established further to approval by the Board. (e.g. FEI Eventing World Cup, FEI Eventing Nations Cup, etc.)

For all Series separate Rules for qualification and participation must be approved by the Board.

## **502 Formats and Levels**

Competitions are also defined by their format and level.

### **502.1 Formats**

#### **502.1.1 Definition**

Formats define some of the technical aspects of the Competition (duration of the Competition, intensity of the Cross Country Test, order of tests, etc.)

#### **502.1.2 Long Format Competition (CCIs-L)**

A Long Format Competition may take place over three or more days. The Dressage Test will be spread over one or more consecutive days, depending on the number of competitors, directly followed on the next day by the Cross Country Test that will be directly followed on the next day by the Jumping Test. When multiple Competitions are running simultaneously a gap day between the Dressage Test and the next Test is permitted, with the approval of the FEI, in order to accommodate the timetable

In the Long Format Competitions the Cross Country course will be of such a length that the Horse is required to be supremely fit and stamina will be required for success.

The Cross Country Test will always take place before the Jumping Test.

#### **502.1.3 Short Format Competition (CCIs-S)**

A Short Format Competition may take place over one or more days. The Dressage Test will always take place first and will be followed on the same or following days by the Jumping and Cross Country Test. When multiple Competitions are running simultaneously a gap day between the Dressage Test and the next Test is permitted, with the approval of the FEI, in order to accommodate the timetable

In the Short Format Competition the level of difficulty of the Cross Country course is similar to the Long Format according to the star system, but the course is shorter and the intensity of efforts will be higher.

The Cross Country Test will preferably take place after the Jumping Test.

#### **502.1.4 Unified format Competition (CC1\*-Intro)**

CC1\*-Intro may take place as a Short or Long format as to the order of tests and Horse Inspection requirements.

#### **EA 502.1.5 Equestrian Australia Official Events**

- sponsored Events financed by and organised on behalf of EA.

or

- affiliated Events financed and organised by an independent individual or body affiliated to EA.

#### **EA 502.1.6 Long Format Competition (CCN-Ls)**

The three tests take place on separate days. Dressage is spread over one or two days. This is followed on the next day by the cross-country test, ~~which may comprise of two tests of roads and tracks, one steeplechase and the cross-country test itself ("with steeplechase"), or may comprise~~

~~of a cross-country test alone ("without steeplechase"). If there is no Phase B, there must not be any Phase A or C. The jumping test takes place on the final day.~~

#### **EA 502.1.7 Short Format Competition (CCN-Ss)**

The Dressage Test always takes place first. Either the cross country or the jumping may form the last test.

OC's are encouraged to have the cross-country test last – particularly for the Star Classes.

EA Organisers may conduct Combined Training competitions - see Annex J

### **502.2 Levels of difficulty**

The levels indicate the degree of difficulty of the Competition and are defined by a progressive star system ranging from the lower level one star to the higher 5 star.

The Five star level Competitions require the maximum level of training and experience from both Athlete and Horse.

### **EA 502.3 CCN Levels of difficulty**

The levels of difficulty are defined by a progressive class name ranging from the lower level to the higher and then by the star system.

## **503 Categories**

### **503.1 Pony, Junior and Young Rider Competitions**

Pony, Junior and Young Riders Competitions may be organised according to the age group of the Athletes.

#### **503.1.1 Pony Competitions**

An Athlete may compete as a Pony Rider from the beginning of the calendar year in which he reaches the age of 12 until the end of the year in which he reaches the age of 16.

A Pony Rider may compete in Eventing Competitions not limited to Ponies if appropriately qualified without losing his status as a Pony Rider.

#### **503.1.2 Junior Competitions**

An Athlete may compete as a Junior from the beginning of the calendar year in which he reaches the age of 14 until the end of the calendar year in which he reaches the age of 18.

#### **503.1.3 Young Rider Competitions**

An Athlete may compete as a Young Rider from the beginning of the calendar year in which he reaches the age of 16 until the end of the calendar year in which he reaches the age of 21.

### **503.2 Age of Athletes**

An Athlete is considered a Senior from the beginning of the calendar year in which he reaches the age of 18.

Championships and Games are limited to senior Athletes unless specifically organised for Juniors, Young Riders or Pony Riders.

International Competitions are limited to Senior Athletes unless specifically organised for Junior, Young Riders or Pony Riders with the following exceptions:

- a) With the express permission of his National Federation, an Athlete may compete in a three star Competition from the beginning of the calendar year in which he reaches the age of 16.

## Chapter 2 STRUCTURE OF COMPETITIONS

- b) With the express permission of his National Federation, an Athlete may compete in a two star level Competition from the beginning of the calendar year in which he reaches the age of 14.
- c) With the express permission of his National Federation, an Athlete may compete in a one star level Competition from the beginning of the calendar year in which he reaches the age of 12.

### EA 503.2.1 Juniors applying for Express Permission

A Junior Rider applying for express permission to compete at 2\* for the First time must have a minimum 5 MERs at CCN1\* (previously EvA105)

Should a rider who has been granted Express Permission to ride at a Higher Level, be subsequently "Reverse Qualified" at that Level, their Express Permission will be revoked and they will be required to achieve 3 MER's at the lower level before applying for Express Permission again.

### EA 503.2.2 ~~CNC~~/CCN Age of Athletes

Four Star (CCN4\*-L & CCN4\*-S) Classes:

From the beginning of the calendar year in which the rider turns 18.

Three Star (CCN3\*-L & CCN3\*-S) Classes:

With the express permission of their National Federation, an Athlete may compete in a ~~two~~ three star competition from the beginning of the calendar year in which the rider turns 16.

Two Star (CCN2\*-L & CCN2\*-S) Classes:

With the express permission of their National Federation, an Athlete may compete in a ~~one~~ two star competition from the beginning of the calendar year in which the rider turns 14.

Young Rider Classes:

With express permission from his National Federation, an athlete may compete in a Young Rider Classes from the beginning of the calendar year in which the rider reaches age of 16 until the end of the calendar year in which the rider reaches the age of 21.

Junior Two Star (CCN2\*J-L CCN2\*J-S) Classes:

With express permission from his National Federation, an athlete may compete in Junior Two Star classes from the beginning of the calendar year in which the rider reaches the age of 14 until the end of the calendar year in which the rider reaches the age of 18.

CCN1\* - L or S (previously EvA105) Classes:

From the beginning of the calendar year in which the rider reaches the age of 13.

CCN1\*J – Long or Short Classes:

From the beginning of the calendar year in which the rider reaches the age of 13 until the end of the calendar year in which the rider reaches the age of 18.

~~CNC~~/CCN EvA95 Classes:

From the beginning of the calendar year in which the rider turns 10. Riders under the age of 13 must have completed an EvA80.

~~CNC~~/CCN EvA80 Classes:

From the beginning of the calendar year in which the rider turns 8.

*OC's who are concerned regarding age of young riders should add a specific box to entry forms for riders under 11 to identify themselves in order to make the list easy for the TD monitor the ability of the rider and address any safety concerns that may arise.*

Lower Level Classes: As per State Rules

### **503.3 Young Horses Competitions**

Young Horses Competition may be organised according to the age of Horses for six and seven year old Horses. Such Competitions may only take place at CCI2\* & 3\*- Long or Short.

### **503.4 Age of Horses**

The following minimum age of Horses will apply for all Competitions.

- a) CCI1\* Level Competitions: a Horse may compete in 1\* Competitions from the beginning of the calendar year in which he reaches the age of five
- b) CCI2\*/3\* level Competitions: a Horse may compete in 2\*, 3\* Competitions from the beginning of the calendar year in which he reaches the age of six.
- c) CCI4\* level Competitions: a Horse may compete in Competitions of four star level from the beginning of the calendar year in which he reaches the age of seven.
- d) CCI5\* level Competitions and Four star Level Championships: a Horse may compete in Competitions of Five star level or four star Championship from the beginning of the calendar year in which he reaches the age of **eight**.

#### **EA 503.4.1. CCN Age of Horses**

Senior, Young Rider and Junior Short Format Events, and Long Format Events are open equally to horses and ponies, provided they and their riders meet all the relevant Minimum Eligibility Requirements.

- CCN1\*-S and L From the beginning of the calendar year in which it turns 5 years
- CCN2\*, 3\*, 4\* as per FEI 503.4

### **503.5 Ponies**

#### **503.5.1 Definition**

For the definition of a Pony and the Pony measuring protocol, refer to Veterinary Regulations.

#### **503.5.2 Age of Pony**

A Pony may compete in Pony Competitions from the beginning of the calendar year in which reaches the age of six.

Except for the specific Competitions limited to Ponies, all international Competitions are open equally to Horses and Ponies, providing the Ponies and their Athletes meet all relevant qualifications.

## **504 Participation Restrictions**

### **504.1 Number of Horses per Athlete**

#### **504.1.1 Championships and Games**

An Athlete may only ride one Horse.

#### **504.1.2 CIOs**

An Athlete may ride only one Horse as a member of a team and may ride in only one team.

The Team competition must be included in the Dressage and Cross Country starting lists as a block. Individual athletes will be included as a separate block preferably before the Team block or after according to the OC decision. This information will be included in the schedule

### **504.1.3 CIs**

There is no limitation to the number of Horses an Athlete may ride in an Individual Competition, with the following exceptions:

- a) The Organising Committee may impose a balloting procedure, in its absolute discretion whether for time-tabling or any other reason. Such a procedure must be published in the schedule of the Competition.
- b) If a Competition has more entries than it can accommodate, no Athlete may ride more than two Horses (or one Horse if so decided by the Organising Committee).

National Federations are anyway responsible, in entering Athletes in international Competitions, to ensure that no Athlete rides more Horses than his abilities in any one day of Cross Country.

## **504.2 Other Participation Restrictions**

### **504.2.1 One and Two star Level Competitions**

A Horse that has obtained a Minimum Eligibility Requirement at W-CH/OG/5\*-L level Competition in the current or preceding year may not be entered in a CCI1\* or CCI2\* Long or Short Competition unless the Athlete is non-categorised.

### **504.2.2 Championships**

Athletes and Horses may only take part in either a Pony, Junior, Young Rider or Senior Championship in any calendar year. This provision does not apply to Championships for Young Horses.

### **504.2.3 Junior Championships**

Junior Championships are open to all Horses except those which have obtained a MER in CCI5\*-L Competition or at the Olympic Games or W-CH during the preceding or current year.

Once an Athlete has taken part in an Eventing Championship for Seniors or in Eventing at a Regional or Olympic Games, he can no longer go back to an Eventing Junior Championship.

### **EA 504.2.4 CCN Riding Down**

Riding Down is the act of competing at a lower level than that for which a horse and rider as a combination has achieved a MER.

Riding Down one level from a higher level for which the combination has achieved a MER carries no penalty. Riding Down two or more levels will incur 7.5 penalties, to be added to the total of faults for the three phases, applicable from CCI1\*-S. Horses being ridden down two grades are ineligible for any leader board points.

It is the responsibility of the competitor to inform the Organising Committee at the time of entry that he is riding down two or more levels.

A 5\* horse and rider combination can ride down to CCN3\* without penalty, if there is no higher class offered at the competition.

Combinations with a 4\* MER riding down to CCN2\* and below will incur 7.5 penalties.

Combinations with a 3\* MER riding down to CCN1\* will incur 7.5 penalties.

#### **Riding Down: New Rider**

A horse, upon having a new rider, shall be able to reduce any number of levels without penalty.

#### **Rider Down Grade**

Riders who have had time off and do not intend to ride at their established level in the near future may apply for loss of establishment after having been away from riding for three (3) or more years. After downgrading should they wish to ride again at the higher level they would need to complete required MER's.

## **Chapter 3 ADMINISTRATION OF COMPETITIONS**

### **505 Expenses, Entry Fees, Prize Money, Responsibility**

#### **505.1 CIs and CIOs**

The entry fee and expenses to be offered is at the discretion of the Organising Committee.

All Athletes from the host country, including foreign Athletes resident in the host country, must be offered the same allowances.

All other foreign Athletes must be offered the same allowances that may be different from the one offered to national or resident foreign Athletes.

#### **505.2 Championships**

##### **505.2.1 Continental Championships**

The Organising Committee is responsible for organising and covering the expenses for quarantine and customs duties (if applicable) including agent and veterinary fees for entering and leaving the border of the organising country and/or the show grounds.

The Organising Committee has then the option to:

- a) Request a reasonable entry fee for Individuals and/or Teams and additionally provide the following from the day before the first Horse Inspection until the day after the Jumping Test:
  - a. living expenses for Athletes, Grooms, Chef d'Equipes and Team Veterinarian (accommodation, food and local transportation)
  - b. stabling, bedding and fodder for the Horses
- b) Waive the entry fee and not meet the additional expenses. In this case, the Organising Committee is not obliged to provide neither living expenses nor stabling and fodder for the Horses.

For Junior, Young Rider, and Senior Championships an entry fee may be charged only if prize-money is awarded.

##### **505.2.2 World Championships**

The entry fee and expenses to be offered for World Championships will be according to FEI agreement with the Organising Committee.

##### **505.2.3 Responsibility**

Chefs d'Equipe are responsible to be present and represent their athletes at all Official Chef d'Equipe meetings.

The Chefs d'Equipe are responsible for the behaviour of their teams and/or individuals throughout the Event. They and their National Federation are responsible for any damages that occur. If the Athletes are not lodged in private homes, the Chefs d'Equipe must stay with their teams and/or individuals.

The Ground Jury has the authority to assess any costs for damages. According to the FEI legal system, the Ground Jury may impose a fine and has the right to disqualify the team and/or individuals with unacceptable behaviour at any stage throughout the Event.

#### **505.3 Prize Money**

##### **505.3.1 Distribution**

The **total** amount of prize-money **published for each Competition in the schedule** must be distributed as per the breakdown shown for each Competition in the schedule.

Organising Committees must state the details of the distribution of prizemoney in the Event schedule. Organising Committees may include two prizemoney distribution options in the schedule to enable the amount and number of prizes to be adjusted to the definite number of starters.

The minimum number of prizes offered for each Competition must be allocated on the basis of one prize for every commenced four Athletes (Dressage starters), with a minimum of five prizes.

If less than five Athletes complete the Competition, the minimum number of prizes to be distributed shall be amended to equal the number of Athletes completing.

The value of the first prize for individuals, either in cash or in kind easily convertible into cash, may never exceed one third of the total value of the prize money and prizes convertible into cash offered for the Competition.

### **505.3.2 Competitions with several Sections**

Prize Money must be the same for each section and must be specified in the Schedule.

### **505.3.3 Pony Competitions**

Prize money is not allowed at Pony Competitions.

### **505.3.4 Prize-giving**

Prize winners must take part in the prize giving ceremony and should do so with the placed Horses (however if Cross Country takes place as last test, horses are not required to take part).

The OC must officially inform competitors of the prize giving protocol and the number of prize winners required to take part in the ceremony.

If a prize winner fails to take part at the prize giving ceremony, without plausible excuse and notification to the OC, the Ground Jury, at its discretion, may decide to allow the OC to withhold the Athlete's prize.

### **EA 505.3.5 CCN Prize Money**

In all Official Events, including those confined to Juniors, prizes will be awarded to horses according to their placings and the number of starters in the class.

- A minimum of one prize shall be awarded for every 4 competitors.
- A minimum of three prizes must be offered in every class.
- Third prize must not be less than the entry fee.
- EvA80, EvA95 and CCN\* prize money is optional.
- Organisers may award additional prizes lower than the scale.
- Application to vary this rule must be made to the respective State Eventing Committee and approved by the State Branch
- *NB: A starter is one which competed (i.e. started) in the dressage test.*

## **506 Closed Circuit Television**

The provision of closed circuit television of the Cross Country Test in the Athlete enclosure close to the start and at the Control Centre for the use of the Ground Jury and Cross Country Controller is mandatory for all Five Star level Competitions (CCI5\*-L star) and four and five star level Championships (CH 4&5 star).

## **507 Schedule and Results**

### **507.1 Schedule**

For all Competitions the schedule of the Competition drafted in the form prescribed by the FEI must be sent to the FEI for approval at the latest:



## Chapter 2 STRUCTURE OF COMPETITIONS

- a) Four weeks before the Competition for CCI1\*-Intro, CCI2\* & 3\* Long or Short level
- b) Ten weeks before the Competition for CCI4\* Long or short, CCI5\* Long, CCIOs and CH all levels.

Failure to respect the above deadlines will be dealt according to the General Regulations provisions.

No Schedule can be approved after the closing date of the entries.

### 507.2 Results

Full result of the Competitions must be forwarded to the FEI by the Organising Committee preferably immediately at the end of the Event and up to a maximum of two days after the Event is finished according to the electronic format described by FEI.

Failure to respect the above deadline will be dealt according to the General Regulations provisions.

### EA 507.3 CCN Schedule

A copy of the Event Schedule must be sent to the relevant EA State Branch or State Eventing Committee for approval before it is printed.

Schedules for the competition should be published by the Organiser not less than six weeks before the event.

Schedules need not repeat the rules contained in this Rule Book but should include:

- place and date of event
- classes to be held and qualification level of horse permitted in class/es
- name and addresses of the Organiser and Secretary
- name of Technical Delegate, where known
- number of horses per rider per class/division
- substitutions
- dressage test for each class
- closing dates and conditions
- brief instructions as to how to reach the place of competition
- method of notification of final draw and starting time
- administrative arrangements such as stabling and accommodation
- disclaimer of liability
- organiser's reservation of right.

### EA 507.4 CCN Results

The Organising Committee (OC) must send to the relevant EA Branch or State Eventing Committee within three days of the event the following:

- An electronic copy of the master score sheets for the whole competition, with the final classification. The master score sheet must be given in the format required by the EA for its National Database.
- All results, for the Cross Country phase and the Show Jumping phase, must contain the reason for Elimination in both FEI and National Events using the codes required by the FEI as below.

#### **EL (Eliminated):**

- **Dressage**
- **XC (for cross country test)**
  - XC-OT Other Elimination, missed jump, time, technical etc
  - XC-R for 3 or more refusals
  - XC-FR Fall of Rider
  - XC-FH Fall of Horse
  - XC-DR Dangerous Riding
  - XC-AH Abuse of the Horse
  - ~~XC-BD Breakable Device~~
  - XC – FOF (Fall on Flat, not Related to an Obstacle)

### XC-TH Trapped Horse

- **SJ (for jumping test)** (additionally please include for SJ)
  - SJ-OT Other, error of course, incorrect behaviour, etc
  - SJ-R Refusal
  - SJ-FR Fall of Rider
  - SJ-FH Fall of Horse
  - SJ-DR Dangerous Riding
  - SJ-AH Abuse of Horse

- 1st HI
- 2nd HI

**RET** (when the combination Retires during the following):

- Dressage
- XC (for cross country test)
- SJ (for jumping test)
- 1st HI
- 2nd HI

### EA 507.5 CCN Programs

All programs must include the following:

- statement that the Event is held under EA Rules for Eventing
- timetable of classes and tests
- list of entries
- list of officials including Organiser, Course Designer, Technical Delegate, Judges, Veterinary & Medical Officials
- disclaimer of liability
- organiser's reservation of right
- plan of cross-country course, however simple.
- prizemoney
- time at which cross country course is open for inspection by athletes.

The following additional items should be included if possible:

- brief rules and system of scoring
- the dressage test/s
- rule on unauthorised assistance
- request that dogs be kept on leads
- list of forthcoming Events
- advertisements.

### EA 507.6 Disclaimer of Liability

The following disclaimer must be printed on all entry forms, schedules and programs: "Neither the Organising Committee of any event to which these rules apply nor Equestrian Australia accepts any liability for any accident, damage, injury, or illness to horses, riders, ground, spectators or any other person or property whatsoever."

### EA 507.7 Reservation of Right

The following reservation of right must be printed on all schedules and programs:

"The Organiser reserves the right:

- To cancel any class or event
- To divide any class
- To transfer competitors between sections of a class
- To alter the advertised times
- To refuse any entry, with or without stating the reason."

## **508 Invitations**

All invitations must be sent to National Federations and not to individual Athletes.

### **508.1 CIs**

The National Federations to be invited, and the number of Athletes and Horses per country, are at the discretion of the Organising Committee.

One groom per Athlete must be invited.

### **508.2 CIOs**

At least five foreign countries must be invited. The number of Athletes from the host country is unlimited.

The Organising Committee may only restrict the number of nations to be invited with the agreement of the Secretary General and the Eventing Committee.

One groom per Athlete and one Official per country must be invited.

### **508.3 Championships**

Championships are open to all eligible Athletes and Teams. Invitations must be sent to all eligible National Federations.

One groom per Athlete and two Officials per country must be invited.

## **509 Entries**

### **509.1 CIs and CIOs**

Entries must be made by the National Federations according to the conditions published by the Organising Committee in the approved schedule of the Competition.

#### **509.1.1 Definite Entries**

Definite Entries must be made at the latest four (4) days preceding the beginning of the Event. These represent the final selection of Athletes and Horses that may participate in the Event. Substitutions of Athletes and/or Horses may be only made in accordance to these rules.

### **509.2 Championships**

Entries for FEI Championships and FEI World Equestrian Games must be made in accordance with the FEI General Regulations art. 116.2.

Entries must be made by the National Federations in two phases as follows.

The exact dates by which entries must be received will be published in the approved schedule of the Competition.

#### **509.2.1 Nominated Entries**

At latest four weeks before the Competition each National Federation, that has made an entry in principle, including the host National Federation:

- a) May enter through the FEI Online Entry System, up to three times the number of Horses and Athletes that are entitled to start. Within this limit, there is no restriction on the number of Horses that may be entered for each Athlete.
- b) Must include the registration number for all nominated Athletes and the Horses registration and passport number if not entered through the FEI online entry system.

### **509.2.2 Definite Entries**

At the latest four days before the first Horse Inspection of the Competition the definite entries must be validated through the FEI Online Entry System.

Each National Federation must choose from its list of nominated entries and confirm up to the maximum of its entitlement of starters.

These are the Athletes and Horses that will travel to the Competition.

After the definite entries have been sent in, substitutions of Athletes and/or Horses from the list of nominated entries may only be made with the express permission of the Organising Committee, but never less than two hours preceding the first Horse Inspection.

### **EA 509.2.3 CCN Entries**

A horse may be entered in any class for which it is eligible in accordance with EA Minimum Eligibility Requirements

#### **Entry Form**

- Must include Rider and Owner EA member numbers and horse EA registration number if appropriate.
- Acceptance by the owner, his authorised agent or the rider that the Horse & Rider is entered in a class for which they are eligible and both comply with age requirements of the class in question.

#### **Number of Rides**

Organisers should specify if the number of horses a competitor may ride in any class is to be limited.

#### **Entry Fees**

The entry fee will be proposed by the organisers but must be approved by the EA Branch concerned.

#### **Entry Fee Refunds**

Please refer to National Refund Policy

[https://www.equestrian.org.au/sites/default/files/Eventing\\_Australia\\_Refund\\_Policy\\_2019\\_0.pdf](https://www.equestrian.org.au/sites/default/files/Eventing_Australia_Refund_Policy_2019_0.pdf)

#### **Substitution**

It is at the discretion of the Organiser to accept substitution of horses after the close of entries.

#### **Withdrawals**

- Withdrawals must be made by 4.00 pm on the day before the event or as stated in the schedule.
- Athletes who do not declare their intention to withdraw are liable to a penalty at the discretion of the EA Branch concerned.

## **509.3 Certificate of Capability**

For all Championships and Games, National Federations must download their Certificate of Capability through the FEI Online Entry System, and send a signed version to the FEI declaring that their Athlete and Horse have fulfilled their national requirements and reached FEI requirements by the date of the nominated entries or a different date set by the FEI.

## Chapter 4 OFFICIALS

### Code of Conduct for Officials

All FEI Officials are bound by the FEI Code of Conduct (refer to General Regulations Annex H).

## 510 Categories of Officials

### 510.1 Judges

International Judges are divided into two categories:

- a) Level 2 Judges
- b) Level 3 Judges

### 510.2 Technical Delegates

International Technical Delegates are divided into two categories:

- a) Level 2 Technical Delegates
- b) Level 3 Technical Delegates

### 510.3 Course Designers

International Course Designers are divided into two categories:

- a) Level 2 Course Designers
- b) Level 3 Course Designers

### 510.4 Stewards

Stewards are divided into three Levels:

- a) Level 1
- b) Level 2
- c) Level 3

## EA 510.5 CCN Categories of Officials

### Judges

- a) National Dressage Judges (see National Dressage rules for levels)
- b) EA level 3 (CCN4\*)
- c) EA level 2 (CCN1\*, CCN2\* & CCN3\*)
- d) EA level 1 (EvA95 and below)

### Technical Delegates

- a) EA level 3 (CCN4\*)
- b) EA level 2 (CCN1\*, CCN2\* & CCN3\* and/or Assistant level 3)
- c) EA level 1 (EvA95 & below and/or Assistant level 2)

### Course Designers

- a) EA level 3+ (CCN4\*)
- b) EA level 3 (~~CCN4\*~~, CCN3\*)**
- c) EA level 2 (CCN1\*, CCN2\* **& CCN3\*** and/or Assistant level 3)
- d) EA level 1 (EvA95 & below and/or Assistant level 2)

### Stewards

- a) EA Stewards with EA membership
- b) Volunteer Stewards

## 511 Requirements for **Promotion Officials Transfer**

The Eventing Committee will review the Eventing **Officials Education Programme System** on a yearly basis to ensure the best practice standards. All updates will be published on the FEI website in the beginning of each calendar year.

~~All requirements for promotion Transfer requests must be clearly documented by the National Federation responsible and be submitted to the FEI with the application for promotion in accordance with the published requirements.~~

### 511.1 Judges

#### ~~511.1.1 Level 2 Judges~~

~~The requirements to be promoted FEI Level 2 Judge are as follows:~~

- ~~a) To be listed as a National Approved Dressage Judge at the Medium or equivalent level (including collection and extension in walk, trot and canter, flying changes, half-passes, and shoulder in) and to be familiar with and fully understand the Training Scale as per the Dressage Rules.~~
- ~~b) To have some experience in course evaluation, knowledge of Eventing Risk Management, dispute resolution and disciplinary matters.~~
- ~~c) To have regular practice as a National Eventing Judge over a period of at least two years, including acting as a member of the Ground Jury at a minimum of two international Events of which at least one must be a Long Format Competition.~~
- ~~d) To have fulfilled the educational requirements with a positive assessment and recommendation for promotion.~~
- ~~e) To understand English.~~
- ~~f) To be supported by the National Federation.~~

#### ~~511.1.2 Level 3 Judges~~

~~The requirements to be promoted Level 3 Judge are as follows:~~

- ~~a) To be listed as an FEI Level 2 Judge.~~
- ~~b) To be nationally certified at Advanced or equivalent level and to have gained experience in judging PSG Dressage including collection and extension in walk, trot and canter, flying changes, half-passes and shoulder in and to have participated in a national training program on the same level.~~
- ~~c) To be proficient and practiced in course evaluation, with a working knowledge of Eventing Risk Management, dispute resolution and disciplinary matters.~~
- ~~d) To have judged regularly at both national and international Events with a minimum of four international Events of which at least one must be a Long Format Competition, and one must be outside of own country during the current or preceding two years.~~
- ~~e) To have fulfilled the educational requirements with a positive assessment and recommendation for promotion.~~
- ~~f) To understand and speak English.~~

#### **EA 511.1.3 CCN Judges**

- a) National Dressage Judges; as per National Dressage Committee
- b) National Eventing Judges; as per annex K (National Eventing Officials pathways)

## 511.2 Technical Delegates

### ~~511.2.1 Level 2 Technical Delegates~~

~~The requirements to be promoted FEI Level 2 Technical Delegate are as follows:~~

- ~~a) To have regular practice as a National Technical Delegate over a period of at least three years.~~
- ~~b) To have gained experience as Technical Delegate at all levels of short and Long Format Competitions. This experience should include working within an Organising Committee and as assistant Course Designer.~~
- ~~c) To have served as an assistant to a Level 3 star Technical Delegate at an international Long Format Competition.~~
- ~~d) To have fulfilled the educational requirements with a positive assessment and recommendation for promotion.~~
- ~~e) To understand English.~~
- ~~f) To be supported by the National Federation.~~

### ~~511.2.2 Level 3 Technical Delegates~~

~~The requirements to be promoted FEI Level 3 Technical Delegate are as follows:~~

- ~~a) To be listed as an FEI Level 2 Technical Delegate.~~
- ~~b) To have acted as a Technical Delegate at two international Events of which at least one must be a Long Format Competition, and one must be outside of own country during the current or preceding two years.~~
- ~~c) To have fulfilled the educational requirements with a positive assessment and recommendation for promotion.~~
- ~~d) To understand and speak English.~~

### EA 511.2.3 CCN Technical Delegates

- |  |
|--|
| a) National Technical Delegates; as per annex K (National Eventing Officials pathways) |
|--|

## 511.3 Course Designers

### ~~511.3.1 Level 2 Course Designers~~

~~The requirements to be promoted FEI Level 2 Course Designers are as follows:~~

- ~~a) To have regular practice as a National Course Designer over a period of at least three years. This requirement may be reduced if the Course Designer has experience as an international Athlete.~~
- ~~b) To have gained experience as Course Designer at short and Long Format Competitions.~~
- ~~c) To have fulfilled the educational requirements with a positive assessment and recommendation for promotion.~~
- ~~d) To understand English.~~
- ~~e) To be supported by the National Federation.~~

### ~~511.3.2 Level 3 Course Designers~~

~~The requirements to be promoted FEI Level 3 Course Designers are as follows:~~

- ~~a) To be listed as an FEI Level 2 Course Designer.~~
- ~~b) To have acted as a Course Designer at two international Events of which at least one must be a Long Format Competition during the current or preceding two years.~~
- ~~c) To have fulfilled the educational requirements with a positive assessment and~~

~~recommendation for promotion.~~

~~d) To understand, and preferably speak English.~~

### **EA 511.3.3 CCN Course Designers**

a) National Course Designers; as per annex K (National Eventing Officials pathways)
---

## **511.4 Eventing Stewards specifics**

### **~~511.5 Level 1 Stewards~~**

~~The requirements to be promoted FEI Level 1 Steward are as follows:~~

- ~~a) To have regular practice as a Steward in National and International events including a minimum of two International Long or Short competitions.~~
- ~~b) To have fulfilled the educational requirements with a positive assessment and recommendation for promotion.~~
- ~~c) To be supported by the National Federation.~~
- ~~d) To be minimum 21 years of age~~

All FEI listed Judges and Technical Delegates will automatically be listed as Level 1 FEI Stewards.

### **~~511.5.2 Level 2 Stewards~~**

~~The requirements to be promoted FEI Level 2 Steward are as follows:~~

- ~~a) To be listed as an FEI Level 1 Eventing Steward.~~
- ~~b) To have acted as a Steward at six (6) International events (of which three (3) in the Eventing Discipline) at least one time as a Chief Steward and one time as an Assistant Chief Steward at a 4 or 5 star event within five (5) years.~~
- ~~c) To have fulfilled the educational requirements with a positive assessment and recommendation for promotion.~~
- ~~d) To understand and speak English.~~

### **~~511.5.3 Level 3 Stewards~~**

~~A Level 2 FEI Stewards may be promoted by the FEI to Level 3 status following proposal by their FEI NF Stewards-General through their National Federations.~~

## **512 Requirements for Maintenance of Status**

Note: The Eventing Education System documents provide details on the requirements on the maintenance of FEI Officials status.

Officials not fulfilling the Eventing Official Education system requirements will be transferred down or dropped from the Eventing Officials list at the discretion of the Eventing Committee.

### **512.1 Judges**

#### **~~512.1.1 Level 2 Judges~~**

~~The requirements to be maintained as a FEI Level 2 Judge are as follows:~~

- ~~a) Completed a yearly on-line competency-based evaluation test with a positive assessment~~
- ~~b) To have fulfilled the educational requirements (at an in-person maintenance course) every three years with a positive assessment and recommendation for maintenance.~~
- ~~c) To have regular practice as a National Eventing Judge over the last three years including~~



~~acting as a member of the Ground Jury at a minimum of two international Events of which at least one must be Long Format Competition.~~

~~Level 2 Judges who do not meet the requirements will be dropped from the FEI Judges list.~~

### ~~512.1.2 Level 3 Judges~~

~~The requirements to be maintained as a FEI Level 3 Judge are as follows:~~

- ~~a) Completed a yearly on-line competency based evaluation test with a positive assessment~~
- ~~b) To have fulfilled the educational requirements (at an in-person maintenance course) every three years with a positive assessment and recommendation for maintenance.~~
- ~~c) To have judged regularly at both national and international Events with a minimum of four international Events of which at least one must be Long Format Competition during the last three years.~~

~~Level 3 Judges who do not meet the technical requirements may be moved to the Level 2 Judges list or dropped from the list, at the discretion of the FEI Eventing Committee.~~

### **EA 512.1.3 CCN Judges**

- |  |
|--|
| <ul style="list-style-type: none"><li>a) National Dressage Judges; as per National Dressage Committee</li><li>b) National Eventing Judges; as per annex K (National Eventing Officials pathways)</li></ul> |
|--|

## **512.2 Technical Delegates**

### ~~512.2.1 Level 2 Technical Delegates~~

~~The requirements to be maintained as a FEI Level 2 Technical Delegate are as follows:~~

- ~~a) Completed a yearly on-line competency based evaluation test with a positive assessment~~
- ~~b) To have fulfilled the educational (at an in-person maintenance course) requirements every three years with a positive assessment and recommendation for maintenance.~~
- ~~c) To have regular practice as a National Technical Delegate over the last three years including acting as Technical Delegate at a minimum of two international Events.~~

~~Level 2 Technical Delegates who do not meet the requirements will be dropped from the FEI Technical Delegates list.~~

### ~~512.2.2 Level 3 Technical Delegates~~

~~The requirements to be maintained as a FEI Level 3 Technical Delegates are as follows:~~

- ~~a) Completed a yearly on-line competency bases evaluation test with a positive assessment~~
- ~~b) To have fulfilled the educational requirements (at an in-person maintenance course) every three years with a positive assessment and recommendation for maintenance.~~
- ~~c) To have acted as a Technical Delegate at two international Events of which at least one must be a Long Format Competition during the last three years.~~

~~Level 3 Technical Delegates who do not meet the technical requirements may be moved to the level 2 Technical Delegates list or dropped from the list, at the discretion of the FEI Eventing Committee.~~

### **EA 512.2.3 CCN Technical Delegates**

- |  |
|--|
| <ul style="list-style-type: none"><li>a) National Technical Delegates; as per annex K (National Eventing Officials pathways)</li></ul> |
|--|

## 512.3 Course Designers

### ~~512.3.1 Level 2 Course Designers~~

~~The requirements to be maintained as a FEI Level 2 Course Designer are as follows:~~

- ~~a) Completed a yearly on-line competency based evaluation test with a positive assessment~~
- ~~b) To have fulfilled the educational requirements (at an in-person maintenance course) every three years with a positive assessment and recommendation for maintenance.~~
- ~~c) To have regular practice as a National Course Designers over the last three years including acting as Course Designer at a minimum of one international Event.~~

~~Level 2 Course Designers who do not meet the requirements will be dropped from the FEI Course Designers list.~~

### ~~512.3.2 Level 3 Course Designers~~

~~The requirements to be maintained as a FEI Level 3 Course Designers are as follows:~~

- ~~a) Completed a yearly on-line competency based evaluation test with a positive assessment~~
- ~~b) To have fulfilled the educational requirements (at an in-person maintenance course) every three years with a positive assessment and recommendation for maintenance.~~
- ~~c) To have acted as a Course Designer at two international Events during the last three years.~~

~~All Course Designers designing a 4 or 5 star course for the first time must be mentored and shadowed by an experienced Course Designer at the same level.~~

~~Level 3 Course Designer who do not meet the technical requirements may be moved to the Level 2 Course Designers list or dropped from the list, at the discretion of the FEI Eventing Committee.~~

### EA 512.3.3 CCN Course Designers

- |   |
|---|
| a) National Course Designers; as per annex K (National Eventing Officials pathways) |
|---|

## 513 Appointment of Officials

Officials will be appointed by the FEI or by the Organising Committee according to the different types and level of Competitions and in accordance with the following tables.

National Officials can only be appointed for CCI1\*, 2\* and 3\* if specifically mentioned in the tables below. If National Officials are appointed, these must be from the Host country (except for Assistant Technical Delegate, Assistant Course Designer & Assistant Steward providing they have insurance coverage) unless directly appointed by the FEI for the purpose of an Educational Program.

**Note:** For events with several competitions/sections, OCs can offer alternative composition of Officials to the requirements listed in the below tables and/or provisions in Art 513.9 with the objective to reduce costs. Such proposals shall be provided with the Schedule and approved by FEI HQ.

To ensure that International standards are respected, proposals must comply with the following minimum requirements:

- a) For the overall event, a minimum of one International Official shall be appointed for each category of Officials (Judge, TD and Course Designer) of the level of the highest competition organised. These Officials will be responsible and will report back to FEI on the overall event.

Such provision does not apply for Championships and Games of any level.

### 513.1 Short Format (CCIs-S and CCIOs-S)

Short format competition	4 star	3 star	2 star
	2 or 3 Judges		
Ground Jury	All Judges from FEI level 2 or 3 lists with a minimum of one Judge from Level 3 list	Minimum one Judge from FEI level 2 or 3 lists	
Technical Delegate	TD from FEI Level 3 list	TD from FEI level 2 or 3 list	
	Either Foreign TD or Foreign Member of GJ compulsory	Foreign requirement not compulsory	
AUS & NZL Exceptional case only for cost reasons	Foreign requirement not compulsory, however 2 Judges, TD and CD must be from Level 3 list		
Course Designer	CD from FEI Level 3 lists	CD from FEI level 2 or 3 list	Can be national CD
Jumping Course Designer	Jumping CD from National List	Jumping CD from National list recommended	
Veterinary Delegate	FEI Official Veterinarian(s) <del>from FEI list of Eventing Veterinarians</del> in accordance with the Veterinary Regulations.		
Veterinary Services Manager (VSM)	From FEI list of <del>Permitted Treating Veterinarians</del> Level 1 Official Veterinarians Treating Veterinarian(s), Veterinary Control Officer and/ or Course Veterinarian(s), as required		
Chief Steward	Level 2 or 3 Eventing Stewards	Level 1,2 or 3 Eventing Steward	

### 513.2 Long Format (CCIs-L and CCIOs-L)

Long format competition	5 star	4 star	3 star	2 star
	3 Judges		2 or 3 Judges	
Ground Jury				
	All Judges from FEI Level 3 lists	Minimum of two Judges Judge from FEI Level 3 list	Minimum one Judge from FEI level 2 or 3 Lists	
	Foreign member of GJ compulsory		Foreign Official compulsory (either GJ, TD or CD)	
Technical Delegate	TD from FEI Level 3 list		TD from FEI level 2 or 3 lists	
Course Designer	CD from FEI Level 3 lists		CD from FEI Level 2 or 3 list	CD may be national
Jumping Course Designer	Jumping CD from FEI 3&4 Jumping list	Jumping CD from National List	Jumping CD from National list recommended	
Veterinary Delegate	FEI Official Veterinarian(s) <del>from FEI list of Eventing Veterinarians</del> in accordance with the Veterinary Regulations.			
Veterinary Services Manager	From FEI list of <del>Permitted Treating Veterinarians</del> Level 1 Official Veterinarians Treating Veterinarian(s), Veterinary Control Officer and/ or Course Veterinarian(s), as required			
Chief Steward	Level 2 or 3 Eventing Steward		Level 1,2 or 3 Eventing Steward	

### 513.3 CCI 1\*-Intro (Unified Level)

	CCI1*-Intro
	2 or 3 Judges
Ground Jury	All Judges can be host country national Judges if FEI TD appointed from FEI level 2 or 3 list
Technical Delegate	TD from FEI level 2 or 3 list (or national TD if one FEI level 2 or 3 Judge appointed) Foreign requirements not compulsory
Course Designer	Can be national CD
Jumping Course Designer	Jumping CD from National list recommended
Veterinary Delegate	FEI Official Veterinarian(s) <del>from FEI list of Eventing Veterinarians</del> in accordance with the Veterinary Regulations.
Veterinary Services Manager (VSM)	From FEI list of <del>Permitted Treating Veterinarians</del> Level 1 Official Veterinarians Treating Veterinarian(s), Veterinary Control Officer and/ or Course Veterinarian(s), as required
Chief Steward	Level 1, 2 or 3 Eventing Steward

## 513.4 Ground Jury President Appointment - Additional Requirements

- The FEI Judge (Level 2 or Level 3) must be appointed as President of the Ground Jury if there is a national Judge as second Judge.
- For 4&5 star Competitions the FEI Level 3 Judge must be appointed as President of the Ground Jury.

### 513.4.1 CCI5\*-L

The Ground Jury and Technical Delegate for 5 star events will be appointed by the Organising Committee in consultation with the FEI according to requirements set by the Eventing Committee and published on the FEI Website.

The Ground Jury, Technical Delegate and Course Designer must be selected from the FEI Level 3 Lists.

## 513.5 Championships & Games

Championships & Games	W-CH & Olympic Games	4 star	3 star	2 star
Ground Jury	3 Judges from FEI Level 3 list			
	Minimum one Foreign GJ member			
	Jumping Judge from FEI list is compulsory			
Technical Delegate	TD from FEI Level 3 list			
Course Designer	CD from FEI Level 3 list			
Jumping Course Designer	Jumping CD from 3&4 FEI Jumping list		Jumping CD from national list	
Veterinary Commission	Foreign Veterinary Delegate and <del>Assistant Veterinarian from FEI list of Official Veterinarians</del> additional Veterinary delegate in accordance with the Veterinary Regulations			
Veterinary Services Manager (VSM)	From FEI list of <del>Permitted Treating Veterinarians</del> Level 1 Official Veterinarian  Treating Veterinarian(s), Veterinary Control Officer and/ or Course Veterinarian(s), as required			
Chief Steward	Level 3 Eventing Stewards list		Level 2 or 3 Eventing Steward	

### 513.5.1 Championships and Games

The Ground Jury, ~~f~~Foreign Technical Delegate will be appointed by the FEI in consultation with the Organising Committee. All Eventing Officials must be elected from the Level 3 list. ~~and~~ The Veterinary Commission ~~and/or Foreign Veterinary Delegate~~, will be appointed ~~by the FEI in consultation with the Organising Committee~~ in accordance with the VRs.

~~All Officials must be selected from the FEI Level 3 list.~~

**EA 513.5.2 CCN Appointment of Officials**

International FEI Eventing Judges may be used. Level to be as per FEI requirement for CCN\* classes

	<b>CCN4*</b>	<b>CCN3*</b>	<b>CCN2*</b>	<b>CCN1*</b>	<b>EvA95</b>	<b>EvA80</b>
	2 Judges	2 Judges	2 Judges	1 or 2+ See note Judges	1 Judge	1 Judge
<b>Judge GJ CCN</b>	EA Level D Judge Medium level or above	EA Level E Judge Elementary level or above	EA Level F Judge Novice level or above	EA Level F Judge Novice level or above	EA Level G Judge Preliminary level or above & see note #	EA Level G Judge Preliminary level or above & see note #
<b>Technical Delegate</b>	Level 3	Level 2	Level 2	Level 2	Level 1	Introductory with mentor
<b>Course Designer</b>	Level 3+	Level 2 3	Level 2	Level 2	Level 1	Introductory With mentor
<b>At CCN3* and CCN4* either the TD or CD must be from the FEI list</b>						
<b>Veterinarian</b>	Veterinary Board Registration	Veterinary Board Registration	Veterinary Board Registration	Veterinary Board Registration	Veterinary Board Registration	Veterinary Board Registration
<b>Jumping Judge</b>	EA Jumping Judge	EA Jumping Judge	EA Jumping Judge	EA Jumping Judge	EA Jumping Judge	EA Jumping Judge
<b>Jumping Designer</b>	EA approved Designer	EA approved Designer	EA approved Designer	EA approved Designer	EA approved Designer	EA approved Designer
<b><i>The Jumping Judge may be the same person as the Jumping Designer</i></b>						
<b>Steward (Not Compulsory)</b>	EA Official	EA Official	EA Official	Volunteer	Volunteer	Volunteer
<b># Riders &amp;/or EA Coaches who have competed at 3* or 4* Eventing or Elementary Dressage: + The 2<sup>nd</sup> Judge for CCN1* may be level G and be placed on the side judging position.</b> <b><i>Mentoring and rule familiarisation is strongly encouraged and available for Riders/Coaches wishing to commence Eventing Judging. The EA EVENTING Judges online open rule book test MUST be done and attend Judges clinics.</i></b>						

**513.6 Veterinarians (please refer to Veterinary Regulations)****513.7 Stewards****513.7.1 FEI Chief Steward**

For each Event a Chief Steward must be chosen from the FEI list of Stewards and appointed by the Organising Committee to be responsible for all Stewarding matters related to that Event. He is a key member of the team of Officials working with the Technical Delegate and Organising Committee.

### **513.7.2 Assistant Stewards**

According to the size (number of overall competitors at the Event) and type of Event, a sufficient number of Assistant Stewards must be appointed by the Organising Committee in consultation with the Chief Steward.

All Assistant Stewards at international Events should preferably hold at least a Level 1 status. If this is not the case they must have received formal instruction in their specific responsibility from the Chief Steward.

At CCI 4&5\*-L (Long) format international Events, Assistant Stewards to whom important tasks such as warm-up arenas, boot and bandage control, stable duties are allocated, must hold at least a Level 1 status.

## **513.8 Appointment Additional Requirements and Restrictions**

### **513.8.1 Ground Jury**

The same combination of members of a Ground Jury may not be appointed for two (2) consecutive years or three (3) consecutive Events at the same venue.

No Judge may serve as a member of a Ground Jury at more than five (5) CCI-L at 4\* and 5\* Star level events in any calendar year.

### **513.8.2 Technical Delegates**

A Technical Delegate cannot officiate at the same venue for more than three (3) consecutive years or four (4) consecutive Events.

A Technical Delegate cannot officiate at more than five Long Format Competitions in any calendar year.

### **513.8.3 Number of Technical Delegates per Event**

In the case of more than one Competition (international and national) at the same Event:

- a) One Technical Delegate must be appointed for two Competitions.
- b) Two Technical Delegates must be appointed in the case of three or four Competitions.
- c) Three Technical Delegates must be appointed in the case of five Competitions or more.

In the case of an Event with 100 or less competitors in no case more than two Technical Delegates are required.

Additional appointed Technical Delegates can be national Technical Delegates.

Different sections are considered to be the same Competition.

In case of more than one Technical Delegate appointed at the same Event, one overall Technical Delegate must be selected. He will be responsible for coordinating the job of the Technical Delegates and the reporting to the FEI for the whole Event.

### **513.8.4 Assistant Technical Delegate**

An Assistant Technical Delegate must be appointed by the Organising Committee for all Games, Championships, Series Finals, CIOs and 4&5 star level CCIs and may be appointed at other international Competitions.

The Assistant Technical Delegate may be selected from the FEI lists or may be a national Technical Delegate.

At Games, Championships, Series Finals and 5 star level Competitions the Assistant Technical Delegate must be of a different nationality to the Technical Delegate.

### **513.8.5 Balance of Experience and Expertise**

For C Is at 4&5 star level in special circumstances, the FEI has the right, in a timely manner, to consult with the Organising Committee and ask for a different balance of experience and expertise within the team of Officials proposed in the schedule of the Competition.

#### **EA 513.8.6 CCN Number of TDs per Event**

- a) One Technical Delegate must be appointed per Event.
- b) Additional or Assistant Technical Delegates may be appointed
- c) A Technical Delegate cannot officiate at the same Event for more than three consecutive years or four consecutive events.

### **513.9 1, 2 & 3 star Competitions with Several Sections of the Same Level**

One, two and three star Competitions can be divided in several sections of the same level and be treated as a single entity according to specific provisions.

If several sections of Competitions at the same level are organised, the whole Competition will be treated as a single entity and Officials will be appointed as follows:

- a) Where there is more than one section of an Event, it is possible to appoint only one Ground Jury for the Event, consisting of a President and one or two members who will be responsible for all decisions common to the various sections.
- b) Additional Judges will be appointed to assist in the judging of the Dressage Test, if necessary, to make up the Horse Inspection panels and if required, to help judge the Jumping Test. These additional Judges may be taken from the FEI lists of Officials, Level 3 or Level 2 Judges or may be national Judges.
- c) At a Long Format Competition (CCIs-L), at least one member of the Ground Jury must officiate at each Horse Inspection. All Horses in any section must be inspected by the same Veterinarian and Ground Jury member at all inspections.
- d) There must be only one Technical Delegate to officiate in all sections of an Event organised at the same star level.
- e) The Ground Jury must consist of members selected by the Organising Committee in accordance with the rules for the relevant star level.

## **514 Conflict of Interest**

### **514.1 Definition - General**

A substantial appearance of a conflict of interest exists whenever an individual involved in any capacity with the FEI is involved in or perceived to be involved in multiple interests, one of which could possibly influence, or is perceived to influence, the motivation for an act in the other.

A conflict of interest is defined as any personal, professional or financial relationship, including relationships of family members that could influence or be perceived to influence objectivity when representing or conducting business or other dealings for or on behalf of the FEI.

Conflicts must be avoided whenever practicable. However, conflicts may be linked to experience and expertise that is necessary to qualify Officials.

The specific balance between conflict and expertise shall be regulated by the relevant Sport Rules.



## **515 Duties of Officials**

The Ground Jury, Technical Delegate(s), Course Designer and Veterinary Delegate, in conjunction with the Organising Committee, shall endeavour to ensure that all the arrangements for the Competition are fair, safe and appropriate.

This shall include the arenas, courses, obstacles and footing with special regard to the level of difficulty of the Cross Country and Jumping courses that must in all cases fully respect the level of the Competition.

Ensuring the correct level of difficulty of the Cross Country and Jumping courses according to the relative star level of the Competition is paramount in order to achieve a correct and effective technical progression of Horses and Athletes throughout the levels.

### **515.1 Jurisdiction of Officials**

The period of jurisdiction of the Ground Jury commences one hour before the beginning of the first Horse Inspection or one hour prior to the start of the Dressage Test, whichever is earlier, and terminates half an hour after the announcement of the final results.

However, the Ground Jury has full jurisdiction also from when they inspect and approve the cross country course

### **515.2 Ground Jury**

#### **515.2.1 General Duties**

The Ground Jury is ultimately responsible for the judging of the Competition and for settling all problems that may arise during its jurisdiction.

Any member of the Ground Jury shall have the duty and full authority at any time during the Competition to eliminate from the Competition any Horse that is lame, sick or exhausted and any Athlete that is unfit to continue.

The Ground Jury will also be responsible for monitoring and taking action in any case of dangerous riding (art. 525) and abuse of Horse

#### **515.2.2 Inspection and Approval of Courses**

The Ground Jury inspects and approves the Cross Country and Jumping courses with the Technical Delegate and the Course Designer.

If, after consultation with the Technical Delegate, the Ground Jury is not satisfied with the courses, it is authorised to modify them.

#### **515.2.3 Horse Inspection**

The Ground Jury will conduct the first and second Horse Inspections with the Veterinary Delegate.

#### **515.2.4 Dressage Test**

The Ground Jury will judge the Dressage Test.

#### **EA 515.2.4.1 CCN Judges**

- At CCN -L competitions a formal Ground Jury will be appointed and duties as per FEI 515.2
- At CCN-S competitions there will be **no** formal Ground Jury.
- Judges will be appointed to mark the Dressage Test as per table 513.5.
- The Judges are only responsible for the Dressage phase in conjunction with the Technical Delegate.
- The Judge must report to the Technical Delegate any case of abuse of horse or lameness.
- Judges are to be aware of the FEI Eventing Dressage Rules

#### **515.2.5 Cross Country Test**

The Ground Jury will be responsible for determining objections against decisions by technical personnel, including Fence Judges and Timekeepers, on the Cross Country Test and may substitute their judgement for that of any Judge or Official, whether in favour of the Athlete or not.

During Cross Country either the President of the Ground Jury must be in Cross Country Control or, if the President of the Ground Jury does not speak or understand the language which is being used for communication purposes, one of the members of the Ground Jury who does speak and understand the language must be there instead.

The President, in consultation with the Technical Delegate, shall make this decision and will decide about the role and positioning of the other Ground Jury members during the Cross Country Test.

The President and the members of the Ground Jury shall retain the same task throughout the Cross Country Test.

#### **515.2.6 Jumping Test**

The Ground Jury will be responsible for the judging of the Jumping Test.

At all Games and Championships the Ground Jury must be assisted by a Jumping Judge from the FEI list.

At all other Events such assistance is optional. Should any member of the Ground Jury be also a qualified Jumping Judge, no additional member is required.

It is essential that the President of the Ground Jury or appointed Jumping Judge be in control of the bell.

At Short Format Competitions (CCI-S), if the Jumping takes place while other phases are also happening, this task may be delegated to a qualified national Jumping Judge with an understanding of FEI rules.

#### **EA 515.2.7 CCN Objections**

- Only the owner, or his authorised agent, or the rider of a horse taking part in the competition is entitled to lodge an objection.
- Protests must be in writing, signed by the person making the protest, and presented personally to the Event Secretary or the Technical Delegate, as the case may be, together with any supporting evidence, names of witnesses and the necessary **minimum** deposit of \$50.
- Protests concerning the eligibility of an athlete or horse or to the conditions of the arena: not later than 30 minutes before the start of the relevant competition;
- Protests concerning an obstacle, or the plan or length of the course for a jumping competition: not later than 15 minutes before the start of the competition;
- Protests concerning the cross-country obstacles or courses in Eventing not later than 6pm on the day before the relevant competition;
- Protests concerning irregularities or incidents during a competition, or the classification of a competition: not later than 30 minutes after the announcement of the results or the posting of results on the event notice board.

- Any person making a protest should, if possible, secure witnesses to the incident and any other form of evidence, and either bring them to the body before whom the protest is lodged, or obtain written statements from them, duly signed, together with their names and addresses.

### **515.3 Technical Delegate**

#### **515.3.1 General Duties**

The Technical Delegate will approve the technical and administrative arrangements for the conduct of the Competition, ~~including for the~~ examinations and inspections of Horses, ~~for the~~ accommodation of Horses and Athletes, ~~and for the~~ stewarding of the Competition, ~~as well as~~ ~~raising liaison~~ with the Chief Medical Officer in regard to the Medical plan ~~as well as the~~ ~~implementation of the Serious Incident Management Protocol~~.

The authority of the Technical Delegate shall be absolute until he has reported to the Ground Jury that he is satisfied with all the arrangements. Thereafter, he will continue to supervise the technical and administrative conduct of the Event and will advise and assist the Ground Jury, Veterinary Commission and the Organising Committee.

#### **515.3.2 Courses and Arenas**

For all three tests the Technical Delegate will inspect and approve the courses, arenas and facilities for exercising and training, including the type and dimensions of obstacles and measurements of courses, with particular reference to their suitability for the level of the Competition.

The Technical Delegate is specifically required to measure all courses to ensure they are of the indicated distances. He must be able to inspect the courses early enough to allow for modifications to be made.

The Technical Delegate will supervise the briefing and conduct of all technical personnel (i.e. fence Judges, timekeepers).

#### **515.3.3 Instruction to Officials**

Where there is any doubt as to the correct interpretation of the rules of judging any element, obstacle or combination of obstacles, it is recommended that the Technical Delegate, in consultation with the Ground Jury if possible, should approve the instructions to the Officials, providing a rough sketch if necessary, and all Athletes will be informed at the briefing or as soon as possible after the Technical Delegates decision, if later.

#### **515.3.4 Scoring**

The Technical Delegate will investigate all enquiries regarding scoring, including penalties awarded, and report to and advise the Ground Jury on any decisions they are required to make. The Technical Delegate shall be responsible for signing off the final results of the Competition(s).

#### **515.3.5 Abuse of Horse and/or Dangerous Riding**

The Technical Delegate has the authority to warn or stop an Athlete on Cross Country course for dangerous riding (art. 525), riding an exhausted Horse, excessive pressing of a tired Horse, riding an obviously lame Horse, excessive use of whip and/or spurs (art. 526).

#### **515.3.6 Reporting to the FEI**

The Technical Delegate is responsible for reporting back to FEI Headquarters within 10 days following the end of the Event.

#### **EA 515.3.7 CCN Technical Delegate**

The Technical Delegate ("T.D.") is appointed by the Branch as its official representative at each Official Event.

- to ensure Events are conducted in accordance with the Rules;
- to act as Technical Delegate;

- to act in the place of the Ground Jury in the case of a CCN-S where there is no formal Ground Jury.
- to provide appropriate help and guidance;
- to inspect and approve the cross-country and jumping courses before they are shown to the riders;
- to authorise appropriate alterations being made if, in his opinion, these courses are not in all respects within the limits laid down in the Rules or are unsuitable for the classes of horses expected to take part;
- to submit a report to the relevant EA State Branch or State Eventing Committee within ~~21~~ **10** days of the event;
- may not perform any other role at an Official Event.

Expenses incurred by Technical Delegate will be the responsibility of the Organiser.

### **515.4 Course Designer**

All Course Designers designing a 4 or 5 star course for the first time must be mentored and shadowed by an experienced Course Designer at the same level.

The Course Designer must be present at the Cross Country course inspection with the specific Ground Jury for the Cross Country course for which the Course Designer is responsible. If for any serious reason, the appointed Course Designer cannot be present also during the Cross Country Test, this information needs to be reported to the FEI with a proposal for replacement before the start of the Event.

Any infringement of this article will be reported to the FEI Secretary General for possible legal action to be considered by the FEI.

#### **515.4.1 Cross Country**

The Course Designer is responsible for the layout, measurement, preparation and marking of the route for the Cross Country and for the design, construction and marking of the obstacles on Cross Country.

The Course Designer role during the Cross country test is to work with the Technical Delegate and Ground Jury to deal with judging queries, sanctions (dangerous riding, abuse of horse, incorrect behaviour, welfare of the horse), reviewing of course/fences during XC in case of repetitive falls or weather situations.

The Course Designers are responsible to ensure that all frangible technology are fitted in accordance to the rules & up to date guidelines.

##### **EA 515.4.1.2 CCN Course Designer**

- The Course Designer must be approved by EA and have appropriate qualifications.
- The Course Designer must be present during the Cross Country test.
- The Course Designer is responsible for the layout, measurement, preparation and marking of the route for the Cross Country and for the design, construction and marking of the obstacles on Cross Country
- The Course Designer in conjunction with the Technical Delegate must ensure that the following are present during the Cross Country phase:
  1. Chief Cross-Country Judge, who may be the Organiser, to supervise the jump judges, timekeepers and scorers.
  2. A Cross-Country Controller to control the dispatch of athletes on the cross country and to take appropriate action in the event of an accident to a rider, horse or obstacle.

### **515.4.2 Jumping**

The Course Designer is ultimately responsible for the layout, design and construction of the Jumping course and he must ensure that the course complies with all the current Eventing Rules.

The duty of building the Jumping course will be eventually be delegated to a Jumping Course Designer according to tables in Art 513.

#### **EA 515.4.2.1 CCN Jumping**

- There must be:
- One Judge from the EA Panel of Show jumping Judges
- A Course Designer approved by EA. This may be the same person as the Judge

### **515.5 Veterinary Delegate/Commission (refer to Veterinary Regulations)**

#### **EA 515.5.1 CCN Veterinarian**

- A Veterinary Surgeon must be present during the jumping and cross-country tests.
- A Veterinary Surgeon must be available on call for the duration of the event.
- The EA Branch or its representative (e.g. the Technical Delegate) may vary these requirements in exceptional circumstances.
- Should there be no Veterinary Surgeon present all athletes should be informed before they compete.

### **515.6 Stewards (Stewarding Team)**

The duties of the Stewarding team is to assist the Organising Committee, Ground Jury, Technical Delegate and Athletes in the conduct of the Competition according to the FEI Rules, paying due respect to the guidelines defined in the Code of Conduct for Welfare of the Horse and that a level playing field is provided for all Athletes participating in the Event.

During the three days before the start of the first Horse Inspection or the Dressage Test, as applicable, the Stewarding team are responsible for the application of the FEI rules.

Specifically, but not exclusively, their duties cover planning and supervision of work in all exercise, practice, warm-up, and stable areas, checking of dress and saddlery, assistance with Horse examinations and Inspections, and will be involved in the Medication control of Horses (EADCMR) and for Athletes (ADRHA) if required. They are expected to work closely with the Organising Committee, Athletes, Technical Delegates and other Officials.

#### **EA 515.6.1 CCN Chief Steward**

##### **Chief Steward**

- A Chief Steward may be appointed to assist Organising Committees and Technical Delegates.
- A Chief Steward and other stewards may be appointed from the National Stewards list.

##### **Gear Check Officials**

- A Steward may be appointed to check the saddlery of each horse before it enters the arena or starts a test or tests.
- In the dressage test, the checking of the bridle must be done with the greatest of caution.
- If the athlete so requests, the bridle and bit may be checked immediately after the test has been completed. In such a case, should the bridle or bit not be a permitted bridle or bit, the athlete shall be eliminated.
- A rider cannot be eliminated for failure to have a gear check before a test or tests.
- However, should an authorised official request the rider to undergo a gear check, they comply.

## **Chapter 5 TECHNICAL REQUIREMENTS FOR PARTICIPATION**

### **516 Principles**

In order to be entered in an international Competition Athletes and Horses must first and foremost fulfil the criteria set by their National Federation.

In addition to the criteria set by National Federations the eligibility to compete will be determined by the achievement of a number of Minimum Eligibility Requirements (art. 517) in international Competitions. MERs have to be achieved by the Horse or by the Athlete/Horse as a combination according to the level of competence/experience (Art. 519 Athletes Categories) of the Athlete and the level of the Competition.

National Federations are encouraged to set stronger and additional criteria to FEIs minimum requirements for Horses and Athletes.

Organising Committees, with the approval of the FEI and their own National Federation, may also impose additional criteria for Horses and/or Athletes, which must be published in the schedule approved by the FEI.

The Technical Delegate, or his nominee, shall check that all Horses and Athletes are correctly entered by their National Federation and registered with the FEI.

### **517 Minimum Eligibility Requirement (MER)**

A Minimum Eligibility Requirement is achieved by completing a Competition within minimum parameters of all round performance as follows:

- a) Dressage Test: not more than 45 penalty points (or 55%).
- b) Cross Country Test:
  - A clear round at obstacles (activating a maximum of one frangible device will maintain the MER result on Cross Country)
  - Not more than 75 seconds exceeding the optimum time in the Cross Country Test for, two, three and four star level Competitions and 100 seconds in the case of five star level Competitions.

Jumping Test: not more than 16 penalties at obstacles.

**NOTE:** All MERs obtained in previous years will be counted according to the rules in place at that time.

### **518 Minimum Eligibility Requirement Validity period**

#### **518.1 Championships**

The valid period for obtaining a Minimum Eligibility Requirement is from the preceding calendar year to the closing date of the nominated entries.

#### **518.2 CIs & CIOs:**

The valid period for obtaining a Minimum Eligibility Requirement is anytime until:

- a) At least 24 days before the Cross Country Test of the Competition for which is needed if the MER has been achieved at a Long Format Competition (CCIs-L).
- b) At least 10 days before the Cross Country Test of the Competition for which is needed if it has been achieved at a Short Format Competition (CCIs-S).

## 519 Athletes Categories

FEI Athlete categories for Eventing define a recognition of proven competence of the Athlete at a certain level.

Athletes will be categorised (Uncategorised International, D, C, B, A) according to their performance in a rolling eight years period as defined in the following table.

W-CH and OG to count as 5star level MER towards Athlete categorisation.

D	Fifteen (15) MER at FEI CCI short (CCIs-S) or long (CCIs-L) format Competitions of two star level or above; or five (5) MERs at FEI CCI short (CCIs-S) or long (CCIs-L) format competitions at higher level.
C	Fifteen (15) MER at FEI CCI short (CCIs-S) or long (CCIs-L) format Competitions of three star level or above; or five (5) MERs at FEI CCI short (CCIs-S) or long (CCIs-L) format competitions at higher level.
B	Fifteen (15) MER at FEI CCI short (CCIs-S) or long (CCIs-L) format Competitions of four star level or above; or five (5) MERs at FEI long format (CCIs-L) competitions at five star level.
A	Fifteen (15) MER at FEI CCI short (CCIs-S) or long (CCIs-L) format Competitions of four star level or above of which five at five star level.

The Athlete category will be updated according to the performances on 1st of July and at the end of each calendar year taking into account the rolling eight years.

### EA 519.1 CCN Athletes Categories (previously Established)

#### 1\*, 2\*, 3\*, 4\* Rider National Categorisation

If a rider has 15 MER's at a level, or higher level, over a rolling 8-year period (one being a Long Format and none with XC penalties) then this deems the rider **Nationally** categorised at that level.

A Rider who has met the FEI requirements, as per FEI categorisation, and is **Nationally established/** categorised, at a level, is exempted from meeting the AUS NF requirements for the level.

## 520 Minimum Eligibility Requirements for CIs and CIOs

The following table details the requirements needed to be entered in the different formats, categories and levels of international Competitions. NFs are required to set national participation requirements as per Art 516 to apply for all categorisations.

### Exceptions for MERs:

- The 1st activation of a frangible/deformable device (11 penalties) will still allow a MER.
- When multiple Minimum Eligibility Requirements are required (for CIs and CIOs), one of the Minimum Eligibility Requirements can be achieved incurring 20 penalties at the obstacles of the Cross Country Test (See below for Minimum Eligibility Requirements for Championships & Games).

### 520.1 Athletes not yet categorized at the level of the Competition

For Athletes not yet categorised at the level of the Competition the Minimum Eligibility Requirements must be achieved as a combination according to the following table:

#### Short format: incl. MER obtained as per NF Requirements

CCI2*-S	All Athletes	NF requirements only
---------	--------------	----------------------

CCI3*-S	Uncategorised Athletes	1 CCI2*-S
	D Athletes	NF requirements only
CCI4*-S	Uncategorised or D or C Athletes	2 3 CCI3*-S

**Long format: incl. MER obtained as per NF Requirements**

CCI2*-L	All Athletes	NF requirements only
CCI3*-L	Uncategorised Athletes	± 2 CCI3*-S and (1 CCI2*-L or 1 CCI3*-S)
	D Athletes	1 CCI3*-S or 1 CCI2*-L
CCI4*-L	Uncategorised or D or C Athletes	± 2 CCI3*-L and 1 CCI4*-S
CCI5*-L	Uncategorised or D or C Athletes	2 CCI4*-L and 2-3 CCI4*-S
	B Athletes	1 CCI4*-L and 3 CCI4*-S

**Note:** the additional qualification requirements approved by the FEI General Assembly on 23 November 2020 will come into force on 1 July 2021.

**Unified Format:**

CCI1*-Intro	All Athletes	NF requirements only
-------------	--------------	----------------------

## 520.2 Athletes already categorised at the level of the Competition

Athletes already categorised at the corresponding level or above, can either use the full requirements for uncategorised Athletes as per Art 520.1 as a combination or the Minimum Eligibility Requirements according to the following table:

**Short format: incl. MER obtained as per NF Requirements**

CCI2*-S	All Athletes	NF requirements only
CCI3*-S	C or B or A FEI Athletes	NF requirements only
CCI4*-S	B or A FEI Athletes	NF requirements + 1 CCI3*-S (Horse only)

**Long format: incl. MER obtained as per NF Requirements**

CCI2*-L	All Athletes	NF requirements only
CCI3*-L	C or B or A FEI Athletes	1 CCI2*-L or 1 CCI3*-S (Horse only)
CCI4*-L	B or A FEI Athletes	1 CCI3*-L (Horse only)
CCI5*-L	A FEI Athletes with horses having not yet obtained a MER at a 5*-L competition	1 CCI4*-L (as a combination)
CCI5*-L	A FEI Athletes with horses having already obtained a MER at a CCI5*-L competition	2 x CCI4*-S (as a combination)

**NOTE:** NFs have the option to apply to use CNs (National Competitions) for qualification purposes only to replace events cancelled due weather conditions and/or exceptional circumstances.

Targeted CNs are those for which the FEI has received and approved a request from the relevant NF for this specific purpose. MERs obtained at the specific targeted national Events will only count for upgrade in the same year and not for Athletes categorisation.

The application must be sent a minimum of 4 weeks before the Event. An FEI Level 3 Technical Delegate must function at the Event taking responsibility for the technical standards/level of the Competition and must report to the FEI (TD report) including full results.



**Unified Format:**

CCI1* -Intro	All Athletes	NF requirements only
--------------	--------------	----------------------

**520.3 EA Minimum Eligibility Requirements (applies to FEI Events)**

- **FEI** MER's are to be achieved as a combination except when the Rider is already categorised
- When multiple Minimum Eligibility Requirements are required (for CIs and CIOs), one of the Minimum Eligibility Requirements can be achieved incurring 20 penalties at the obstacles of the Cross Country Test
- MER's in **bold** font signifies FEI requirements
- MER's in *italic* font signifies National Federation requirements

Class	Category of Rider	MER Requirements
<b>CCI5*-L</b>	<b>A - with 5*-L MER's</b>	<b>2 x CCI4*-S + 2x CCI4*-S or CCN4*-S</b> (as combination)
	<b>A - without 5*-L MER's</b>	<b>1x CCI4*-L + 2x CCI4*-S or CCN4*-S</b> (as combination)
	<b>B</b>	<b>1x CCI4*-L + 3x CCI4*-S + 1x CCI/CCN4*-S</b> (as combination)
	C, D, uncategorised	<b>2x CCI4*-L + 2 3x CCI4*-S + 1x CCI/CCN4*-S</b> (as combination)
<b>CCI4*-L</b>	<b>A</b>	<b>1x CCI3*-L + 2x CCI3*-S or CCN3*-S</b> (any time frame) or <b>1x CCI/CCN3*-S or in previous 12 months + 1x CCI/CCN4*-S or 1x CCI3*-L</b> (Horse only)
	<b>B</b>	<b>1x CCI3*-L + 2x CCI3*-S or CCN3*-S</b> (any time frame) or <b>1x CCI/CCN3*-S or in previous 12 months + 1x CCI/CCN4*-S or 1x CCI3*-L</b> (Horse only)
	<b>C, D, uncategorised</b>	<b>1 2x CCI3*-L + 1x CCI4*-S + 1x CCI/CCN4*-S or 1x CCI/CCN3*-L</b> (as combination)
<b>CCI4*-S</b>	<b>A</b>	<b>1x CCI3*-S or CCI3*-L + 1x (CCN4*-S or 1x CCI3*-S)</b> (Horse only)
	<b>B</b>	<b>1x CCI3*-S or CCI3*-L + 1x CCI/CCN3*-S + 1x (CCN4*-S or 1x CCI3*-S)</b> (Horse only)
	<b>C, D, uncategorised</b>	<b>2 3x CCI3*-S or CCI3*-L + 1x (CCN4*-S or 1x CCI3*-S)</b> (As combination)
<b>CCI3*-L</b>	<b>A</b>	<b>1x CCI2*-L or 1x CCI3*-S + 1x CCI/CCN3*-S</b> In prev 12 mths (Horse only)
	<b>B</b>	<b>1x CCI2*-L or 1x CCI3*-S + 1x CCI/CCN3*-S</b> In prev 12 mths (Horse only)
	<b>C</b>	<b>1x CCI2*-L or 1x CCI3*-S + 1x CCI/CCN3*-S</b> In prev 12 mths (Horse only)
	<b>D</b>	<b>1x CCI2*-L or 1x CCI3*-S + CCI3*-S + 1x CCI2*-L</b> (as combination)
	<b>uncategorised</b>	<b>1x CCI2*-L or 1x CCI3*-S + 1 2 x CCI3*-S + 1x CCI2*-L or CCI/N3*-S</b> (as combination) One MER must be at long format and at least 2 x 3* MER's
<b>CCI3*-S</b>	<b>A</b>	<b>1x CCI/CCN2*-S + 1x (CCI2*-S or CCN3*-S)</b> (Horse only)
	<b>B</b>	<b>1x CCI/CCN2*-S + 1x (CCI2*-S or CCN3*-S)</b> (Horse only)
	<b>C</b>	<b>1x CCI/CCN2*-S + 2x CC/CCN2*-S</b> (Horse only)
	<b>D</b>	<b>1x CCI/CCN2*-S + 2x CC/CCN2*-S</b> (As combination)
	<b>Uncategorised</b>	<b>1 x CCI2*-S + 2x CC/CCN2*-S</b> ^
<b>CCI2*-L</b>	<b>A</b>	<i>None</i>
	<b>B</b>	<i>None</i>
	<b>C</b>	<b>2x CCI/CCN2*-S (Completed) or 1x CCI/CCN2*-S MER + 1x CCN1*-L MER</b> (Horse only Seniors) Junior & YR MERs to be as a combination
	<b>D</b>	<b>3x CCI/CCN2*-S or 2x CCI/CCN2*-S MERs + 1x CCN1*-L MER</b> (Horse Only Seniors) Junior & YR MERs to be as a combination
	<b>Uncategorised</b>	<b>3x CCI/CCN2*-S or 2x CCI/CCN2*-S MERs + 1x CCN1*-L MER</b> (As combination)
<b>CCI2*-S</b>	<b>A</b>	<i>None</i>
	<b>B</b>	<i>None</i>

	<b>C</b>	3x CCN1*, PC Grade 1 or NSW Championship level (horse only)
		3x CCN1* MERs, or 2 x CCN1* plus 1 x PC grade 1 or Championship Grade
	<b>D</b>	(Horse only Seniors) Junior & YR MERs to be achieved as a combination
	Uncategorised	3x CCN1* MERs, or 2 x CCN1* plus 1 x PC grade 1 or Championship Grade (As combination))

**Note:** the additional qualification requirements approved by the FEI General Assembly on 23 November 2020 will come into force on 1 July 2021. Junior Riders need express permission, as a combination, to compete in CCI/CCN2\*-L&S and CCI/CCN3\*-L&S as per rules 503.2.

**Junior riders applying for express permission, for the first time, must have a minimum of 5 MER's at CCN1\* (previously EvA105)** Express permission for juniors is required until the year they turn 18 years.

#### **EA 520.4 EXEMPTION FROM MINIMUM ELIGIBILITY REQUIREMENTS for CCNs-L & CCNs-S**

A horse and rider may be exempted from the performance qualifications only, on the authority of the Equestrian Australia Eventing Committee. There shall be no exemption from FEI requirements such as riders' age and horse age.

Such a request must be accompanied by the reasons for the request and a detailed summary of both the horse and the rider's performance record, including all the horse's competitions at national and international events during the current and previous years. The request must be lodged with the relevant State Eventing Committee / State Branch at least ten (10) days before the close of entries. The State Branch will forward the request for exemption to the National Office for ratification by the National Eventing Committee.

##### **EA 520.4.1 Minimum Eligibility Requirements (applies to National Events)**

###### **Short Format CCN-S**

**All results must be as a combination unless the rider is Nationally or Internationally categorised at the level they are entering. Refer to rule EA 519.1**

- For a horse and rider to start in CCN1\*-S they must have 3 qualifying results in official EvA95 or Grade 2 Pony Club competition or NSW B Grade Pony Club. Results must be as a combination for Junior riders - if established/categorised (see rule 519.1) exemption by application may be considered. One of these results may not have more than 20 Cross Country jumping faults. The other 2 must be clear of Cross Country faults and at least one of the results must be at an Official EA competition. A rider who is established/categorised, as per 519.1, to ride at CC3\* level, may enter a horse at CC1\* level competitions without the horse having any previous qualifying results.
- For a horse and rider to start in CCN2\*-S they must have three (3) qualifying results in official CC1\* classes **or** 2 x CC1\* plus one Grade 1 (or NSW A Grade) Pony Club Competition. One of these results may have not more than 20 cross country jumping faults; the other two must be clear of cross country jumping faults. A rider who is established/categorised, as per 519.1 to ride at CC4\* level, may enter a horse at CC2\* level competitions without the horse having any previous qualifying results. Juniors need Express Permission as a combination, refer rule 503.2
- For a horse and rider to start in CCN3\*-S they must have three (3) qualifying results in any of the following: CC2\*-L or CC2\*-S. One of these may not have more than 20 cross country jumping faults. The other two must be clear of cross country jumping faults. Juniors need Express Permission as a combination, refer to rule 503.2
- For a horse and rider to start in CCN4\*-S they must have three (3) qualifying results in any of the following: CC3\*-L or CC3\*-S. One of these may not have more than 20 cross country jumping faults. The other two must be clear of cross country jumping faults. Open to senior riders only - in the year of turning 18 or older.
- All qualifying results must have a dressage score of not less than 55% of dressage good marks.

- All qualifying results may not have more than 75 secs (30 penalties) exceeding the optimum XC time.
- All qualifying results may not have more than 16 jumping faults.

<b>EA CCN1*-L, CCN95-L &amp; CCN80-L</b>		
<b>CCN1*-L</b>	Categorised 3* & 4* riders	None
	Not established riders	<b>1 x CCN1*-S or 2 x EvA95</b> and 1 PC Championship at A grade (105 height) or grade 1(105 height). Jnrs as a combination - if categorised (rule 519.1) exemption by application may be considered
<b>CCN95-L</b>	Categorised 2* 3* & 4* riders	None
	Not established riders	1x EvA95 Jnrs as a combination if categorised (rule 519.1) exemption by application may be considered
<b>CCN80-L</b>	Categorised 1*, 2* 3* & 4* riders	None
	Not established riders	1 x EvA80 Jnrs as a combination - if categorised (rule 519.1) exemption by application may be considered

## 521 Minimum Eligibility Requirements for Championships & Games

For Championships & Games all Minimum Eligibility Requirements (MERs) must be achieved as a combination and must be clear on the obstacles of the Cross Country Test. The 1st activation of a frangible /deformable device (11 penalties) will still allow a MER.

This includes MER obtained as per NF Requirements

CH 2*	1 CCI2*-L
CH 3*	1 CCI3*-L
CH 4*	1 CCI4*-L
W-CH & Olympic Games	1 CCI5*-L or (1 CCI4*-L + 1 CCI4*-S)

For the valid period of obtaining a minimum eligibility, refer to article above: Minimum Eligibility Requirement Validity period.

Qualification for Young Horse Championships will be established separately by the Eventing Committee on an annual basis.

## 522 Reverse Qualification

### 522.1 Reverse Qualification – Horse

A reverse qualification is the obligation for a Horse to show restored competence at a lower level (MER) after a number of unsuccessful attempts at a certain level. Reverse qualification only applies to the Horse.

A reverse qualification is triggered

by two (2) consecutive Cross Country eliminations

or

a total of three (3) Cross Country eliminations within a twelve (12) months rolling period of time in international Competitions.

For this purpose the relevant reasons of elimination on Cross Country would be:

- a) Three (3) refusals
- b) Fall of Horse or Athlete
- c) Dangerous riding

Reverse qualifications remain unless cleared by a MER.

In the case of a reverse qualification at certain level the Horse must obtain a Minimum Eligibility Requirement in an international Competition at a lower level before being allowed to compete again at the original level (e.g. Horse with 2 eliminations at 3 star level (any format) must obtain MER at 2 star level (any format) before going back to 3 star level (any format).

If a reverse qualification is triggered by eliminations that occur at different levels (any format), then the Horse must obtain a MER at the level below (any format) the highest level of Competition at which an elimination occurred.

If a reverse qualification is triggered following eliminations at 2 star level (any format) then the NF must assess the Horse at National level or at a CCI1\* competition and provide a written report to the FEI Eventing Department before the Horse may again take part in any international Eventing Competition. The same principal applies to ponies reverse qualified at CCIP2 level.

### **522.2 Reverse Qualification - Athlete**

In addition to the above, should an Athlete be fully involved with two (2) reverse qualifications within a twelve (12) months rolling period of time, his category (Art 519) will drop down one (1) level for one (1) year, as of the date of the second reverse qualification.

### **EA 522.3 CCN Reverse Qualification**

- Reverse qualification applies to National levels EvA95, CCN1\*-L&S, CCN2\*-L&S, CCN3\*-L&S, CCN4\*-L&S, ~~CCN5\*-L&S~~
- Any MER that is required at the lower level before being allowed to compete again must be obtained as the combination that triggered the reverse qualification. Proof of MERs gained at EvA105 and below in order to cancel a reverse qualification are required to be sent to the state branch/representative by the rider.
- If reverse qualification is triggered by eliminations at CCI2\*-L or CCI2\*-S the combination will be required to obtain a MER at CCN1\*-L or CCN1\*-S. Written results and/or report to be forwarded to the FEI Eventing Department

## Chapter 6 ATHLETES AND HORSES WELFARE

### 523 Athletes Welfare

#### 523.1 Medical Information

To ensure that vital information is available to first aid or medical personnel in case of emergency, athletes must comply with the following:

- a) Providing a valid contact information is mandatory for all Athletes.  
The telephone number of an accompanying person/next-of-kin must be provided to the Event secretariat upon arrival (OC and medical officer to ensure all information has been received before the Cross Country).
- b) Declaration of medical condition  
Athletes with medical conditions that may be relevant in the case of a medical emergency are responsible, at every Event when riding, for wearing a medical data carrier\* from a system provider able to communicate information at least in English. Alternatively (and at the minimum) a medical armband of good quality can be used. Athletes who chose to wear an armband should download and fill the form available for this purpose on the FEI's website.

*\* Medical data carrier (also called "medical identification tag"): small emblem or tag worn on a bracelet, neck chain, or on the clothing, intended to alert paramedics/physicians/first responders that the wearer has an important medical condition.*

Conditions that are relevant include recent head injury, serious past injuries/surgery, chronic health problems such as diabetes, long-term medications and allergies. If in doubt, the Athlete should discuss this with his own treating physician.

##### 523.1.1 EA National Medical Services

Refer to Annex D-1

#### 523.2 Medical Fitness

If there is any doubt with regard to fitness to compete of an Athlete the Ground Jury, in consultation with the Official Medical Officer, may, at its own discretion, eliminate the Athlete and decide also about his ineligibility to take part in any other Competition at that Event.

Any such elimination must be reported to the FEI through the Technical Delegate report.

#### 523.3 Examination After a Fall

All Athletes that have had a fall during training on the Competition site or in Competition must be examined by the Official Medical Officer before they either take part in another test, Competition or leave the venue. The Athlete is fully responsible for ensuring that this examination takes place.

Any Athlete who leaves the venue after a fall without submitting to the examination required under this Article will automatically be issued **an Eventing Recorded Warning a Yellow Warning Card for incorrect behaviour**, which will be delivered to his or her National Federation.

#### 523.4 Concussion

When an Athlete has an accident that results in concussion, the Athlete must be eliminated from the Competition and is ineligible to take part in any other Competition at that Event.

### 524 Horses Welfare

The FEI Code of Conduct for the Welfare of the Horse should be respected at all times including

and not limited to during training, preparation, travel competition, recovery and otherwise.

### **524.1 Veterinary Examination on Arrival**

This takes place on the arrival of Horses at the Event. It is performed by the Veterinary Delegate or their deputy, who must be a qualified veterinarian. The object is to establish: first each Horse's identity, vaccination history (vaccination, etc.) other passport details and second, each Horse's state of health.

The Organising Committee must fix the place and timetable for this examination in agreement with the Veterinary Delegate and inform the Chefs d'Equipe and/or the Athletes in advance.

Doubtful cases must be reported to the Ground Jury ~~or Appeal Committee as appropriate,~~ as soon as practicable and, normally, before the first Horse Inspection.

### **524.2 Horse Inspections**

The Horse Inspections shall be open to viewing by the public.

#### **524.2.1 First Horse Inspection**

This takes place before the Dressage Test, not more than 24 hours prior to the beginning of the Dressage test. It is conducted by the Ground Jury and the Veterinary Delegate acting together as an Inspection Panel with the President of the Ground Jury in charge.

The Horses, presented by their respective Athlete, must be inspected in hand, at rest and in movement on a firm level, clean but not slippery surface.

The Inspection Panel has the right and the duty to eliminate from the Competition any Horse that they judge is unfit, whether on account of lameness, lack of condition or for any other reason.

In the case that the fitness to compete is questionable the Ground Jury may refer the Horse to the Holding box for examination by the Holding Box Veterinarian.

Should the Athlete decide to present the Horse for Re-inspection, the Holding Box Veterinarian will report any findings to the Inspection Panel prior to the Horse being re-inspected.

Horses in the Holding Box will be under the supervision and control of a Steward and the Holding Box Veterinarian.

In the Event of equality of votes within the Inspection Panel, the President of the Ground Jury will have a second and casting vote, and the decision will be announced immediately.

#### **524.2.2 Second Horse Inspection**

This takes place before the Jumping Test. It is conducted by the same Inspection Panel and under the same conditions as the first Horse Inspection.

#### **524.2.3 Option for Horse Inspection at Short Competitions (CCI-S)**

At a short Competition the First Horse Inspection is optional, however if one is to be held the details must be published in the schedule of the Competition.

In the Event that there is no First Horse Inspection, an FEI Official Veterinarian must assess the Horse's fitness to compete including a brief trot within the Examination on Arrival pursuant to 524.1 of these Eventing rules. Horses deemed by the FEI Official Veterinarian to be unfit to compete must be reported to the Ground Jury.

In a short format competition the Second Horse Inspection will be compulsory if the Jumping Test is the last test.

## **524.3 Horse Welfare During the Competition**

At any time during the Competition, the Ground Jury, in consultation with the Veterinary Delegate, has the right and the duty to eliminate any Horse which, in his opinion, is lame or is unfit to continue.

### **524.3.1.2 EA Portable Yards**

Stables, yards and portable yards (if used) must be a minimum of 3 metres x 3 metres and be of safe and solid construction. (Refer General Regulations Art. 109.3)

### **524.3.1 Cross Country - Warm Up**

There will be a veterinarian, appointed by the Organising Committee in agreement with the Veterinary Delegate, near the start of the Cross Country to report any doubtful cases to the Ground Jury.

### **524.3.2 Cross Country - Finishing Area**

A veterinary examination will take place after the Horse has finished the Cross Country. It is conducted by a qualified veterinarian appointed by the Organising Committee in agreement with the Veterinary Delegate.

In addition to carrying out any immediate treatment required by an injured or exhausted Horse, this veterinarian will decide if each Horse:

- a) Is fit to return immediately on foot to its own stable.
- b) Should remain for further treatment before returning to its stable.
- c) Should be transported by vehicle either direct to its stable or to a veterinary hospital.

This veterinarian has no authority to eliminate any Horse from the Competition, but must report any doubtful case of abuse of horse to the Ground Jury and to the Veterinary Delegate.

An Athlete who has retired, has been eliminated or stopped during the Cross Country Test is responsible to make sure his Horse has been checked by the Veterinary Delegate or an appointed veterinarian before leaving the venue.

Any Athlete who leaves the venue without submitting to the veterinary check required under this Article will automatically be issued **an Eventing Recorded Warning** ~~a Yellow Warning Card for incorrect behaviour~~, which will be delivered to his or her National Federation.

## **524.4 Appeal**

At the two Horse Inspections and at any time during the Competition where a Horse may be eliminated for Horse welfare reasons, there can be no appeal against the decision of the Ground Jury.

However, if requested, the president must give a reason for the decision.

## **524.5 Equine Anti-doping and Controlled Medication Testing**

Refer to Veterinary Regulations and EADCMRs.

## **525 Dangerous Riding**

### **525.1 Definition**

Any Athlete who, at any time during the Competition deliberately or unintentionally by incompetence is exposing himself, his Horse or any third party to a higher risk than what is strictly inherent to the nature of the Competition will be considered to have acted dangerously and will be penalised accordingly to the severity of the infringement.

Such acts may include without limitation any of the following:

- a) Riding out of control (Horse clearly not responding to the Athletes restraining or driving aids).
- b) Riding fences too fast or too slow.



- c) Repeatedly standing off fences too far (pushing the Horse to the foot of the fence, firing the Horse to the fence).
- d) Repeatedly being ahead or behind the Horse movement when jumping.
- e) Series of dangerous jumps.
- f) Severe lack of responsiveness from the Horse or the Athlete.
- g) Continuing after three clear refusals, a fall, or any form of elimination in 2\* and above will entail a Yellow Warning Card.

g.1) Continuing after four clear refusals or 3 refusals at the same jump, or a fall in CCN1\* and below.

- h) Endangering the public in any way (e.g. jumping out of the roped track).
- i) Jumping obstacles not part of the course.
- j) Wilful obstruction of an overtaking Athlete and/or not following the instructions of the Officials causing danger to another Athlete.
- k) Pressing a tired Horse

Any individual member of the Ground Jury and the Technical Delegate have the right and the duty to monitor possible cases of dangerous riding and, if appropriate and practical, to stop and eliminate an Athlete on the cross country course for dangerous riding.

If not directly witnessed by the Ground Jury, the incident must be reported as soon as possible to the Ground Jury who will decide if and how to penalise the Athlete.

The President of the Ground Jury can in addition designate one or more assistants (e.g. experienced Eventing Officials who are not in an Official function at the Competition, experienced Athletes or/and trainers not directly involved in the Competition) to help to monitor possible cases of dangerous riding in the cross country.

The President of the Ground Jury will decide their specific role, authority and reporting procedure. It is recommended that these additional Officials be grouped in pairs on the Cross Country course.

### 525.1.2 EA National Events

**EA National Events** - all incidents must be reported to the Technical Delegate.

## 525.2 Warnings and Penalties

All cases of Dangerous Riding will incur an Eventing Recorded Warning.

In addition, depending on the circumstances of the case, ~~one or both~~ either of the following measures may be imposed:

- a) 25 penalties
- b) Elimination

Note: 25 penalties are considered as an addition to scores and can be given at any time during the competition. The penalties must be reported in the results as a Cross Country obstacle penalties, Dressage penalties or Jumping obstacle penalties

Any of the above sanctions applied must always be reported by the Technical Delegate to the FEI and added on the Athlete sanction list.

## 525.3 Elimination Before Cross Country

As a preventive risk management measure, the Ground Jury, at any time throughout the Competition, has the right and the duty to eliminate an Athlete to prevent him from starting the Cross Country Test, if there is a serious concern regarding his ability to control the Horse in that test. In addition, the Athlete must receive an Eventing Recorded Warning.



## **526 Abuse of Horse**

### **526.1 Definition**

Abuse of Horse means an action or omission which causes or is likely to cause pain or unnecessary discomfort to a Horse included but not limited to:

- a) Rapping.
- b) Riding an exhausted Horse.
- c) Excessive pressing of a tired Horse.
- d) Riding an obviously lame Horse.
- e) Excessive use of whip, bit and/or spurs.
- f) Horses bleeding indicating excessive use of the whip and/or spurs.
- g) Overriding: abuse of horse that does not necessarily induce visible marks
- h) **Serious case of dangerous riding**

If not directly witnessed by the Ground Jury, the incident must be reported as soon as possible to the Ground Jury through the Secretary of the Organising Committee or Cross Country Control Centre as appropriate. Where possible the report should be supported by a statement from one or more witnesses.

The Ground Jury must decide if there is a case to be answered.

#### **526.1.2 EA National Events**

The Technical Delegate at a National Event must decide if there is a case to be answered

### **526.2 Warnings and Penalties**

Any act or series of actions that in the opinion of the Ground Jury can be considered as abuse of Horse will incur a Yellow Warning Card. In addition, depending on the circumstances of the case, one or more of the following measures may also be imposed:

- a) 25 penalties
- b) Elimination
- c) Fine
- d) Disqualification.

All cases of riding an exhausted horse will incur a Yellow Warning Card and Disqualification and the case will be referred to the FEI for further disciplinary action.

### **526.3 Use of the Whip**

Excessive and/or misuse of the whip maybe considered abuse of Horse and will be reviewed case by case by the Ground Jury according to but not limited to the following principles:

- a) The whip is not to be used to vent an Athlete temper.
- b) The whip is not to be used after elimination.
- c) The whip is not to be used after a Horse has jumped the last fence on a course.
- d) The whip is not to be used overhand, (i.e. a whip in the right hand being used on the left flank).
- e) The whip is not to be used on a Horse head.
- f) The whip is not to be used more than two times for any one incident.
- g) Multiple excessive uses of a whip between fences.
- h) If a Horse's skin is broken or has visible marks the use of whip will always be deemed to be excessive.

## 526.4 Blood on Horses

Blood on Horses must be reviewed case by case by the Ground Jury. Not all cases of blood will lead to elimination, an Eventing Recorded Warning or a Yellow Warning Card.

**Dressage Test:** If the Ground Jury suspects bleeding on the Horse during the test, he will stop the Horse to check. If the Horse shows fresh blood, it will be eliminated. The elimination is final. If the Judge through examination clarifies that the Horse has no fresh blood, the Horse may resume and finish its test (refer to article 430 of the FEI Dressage Rules).

### **Cross Country Test:**

For the Cross Country Test, all athlete induced (spurs, bit and whip) blood on the horse, if induced by athlete (spurs, bit, and whip), must be reviewed case by case by the Ground Jury. If the horse shows fresh blood, Officials may authorize the rinsing or wiping of the mouth and if there is no further evidence of bleeding, the athlete is allowed to continue. Cases of significant blood will result in Elimination.

### 526.4.1 Blood on Horses

For the Cross Country test blood on horses must be reviewed case by case by the Technical Delegate and/or the Veterinarian.

**Jumping Test:** Horses with blood on the flank(s) and/or bleeding in the mouth will be eliminated. In minor cases of blood, such as where a Horse appears to have bitten its tongue or lip, Officials may authorize the rinsing or wiping of the mouth and allow the Athlete to continue; any further evidence of blood in the mouth will result in Elimination (refer article 241).

For all minor cases (\*) of blood induced by the Athlete in the mouth or related to spurs an Eventing Recorded Warning will be issued by the Ground Jury after providing the Athlete the opportunity to have a hearing.

(\*)The cases indicating Abuse of Horse will be dealt with according to the provision of Art. 526.2 (Abuse of Horse – Warnings and Penalties).

## 527. Eventing Recorded Warning, Yellow Warning Cards-& Suspension

The following actions will automatically result in the following sanction for the Athlete:

1. An Eventing Recorded Warning will be systematically awarded for the following offence:

a.) Athlete continues after clear 3 refusals, a fall, or any form of elimination.

**a.1) At National Events (1\* & below) a Warning card will be issued if the athlete continues after 4 clear refusals, a fall or elimination except for a "Technical Elimination" (i.e. missing a jump or other technical elimination) a warning card may be issued at the discretion of the TD.**

b.) Any other case of Dangerous Riding

c.) Athlete not seeing a Vet or a Doctor after a fall

d.) Athlete leaving the venue after having retired, been eliminated or stopped during the Cross Country Test without having his Horse checked by the Veterinary Delegate

e.) All cases of minor Blood on Horse caused by the Athlete either in the mouth or on flanks from spurs as a minimum or by stronger sanction(s) (as provided for under Art. 526.2).

f.) for pressing a tired horse together with 25 penalties

2. Yellow Card Warning Card will be systematically awarded for the following offence:

- a) All cases of excessive use of whip, as defined above, or by stronger sanction(s) (as provided for under Art. 526.2).
- b) Any other cases of Abuse of Horse
- c) Excessive pressing of a tired horse
- d) Riding an Exhausted horse coupled in addition to Disqualification

Before issuing an Eventing Recorded Warning or a Yellow Warning card-the Ground Jury has the duty to hear the Athlete, if available. At any time, the Athlete has the right to seek out the Ground Jury for any explanation related to an Eventing Recorded Warning or a Yellow Warning Card.

In the case of an Eventing Recorded Warning or a Yellow Warning Card being issued, after the decision of the Ground Jury, a notice stating the name of the Athlete and the reason of the warning must be posted on the Official notice board.

If after reasonable efforts the Athlete cannot be notified during the Period of the Event that s/he has received an Eventing Recorded Warning or a Yellow Warning Card, the Athlete must be notified in writing within fourteen (14) days of the Event.

Should the same Person Responsible receive three (3) or more Recorded Eventing Warning at the same or any other International Event within two (2) years (24 months) of the delivery of the first Eventing Warning Card, for any offence, the Person Responsible shall be automatically suspended for a period of two (2) months after official notification from, or on behalf of, the FEI Secretary General. The start date of the suspension shall be decided in accordance with the FEI General Regulations and confirmed in the notification.

Should the same Person Responsible receive one (1) more Yellow Warning Card at the same or any other International Event within one (1) year (12 months) of the delivery of the first Yellow Warning Card for the any offence, the Person Responsible shall automatically be suspended for a period of two (2) months after official notification from or on behalf of, the FEI Secretary General. The start date of the suspension shall be decided in accordance with the FEI General Regulations and confirmed in the notification.

### **EA 527.1 CCN Yellow Warning Cards**

A Yellow Warning Card or Recorded Warning may be issued by any Official for offences of a less serious nature at EA Events. Before issuing an Eventing Recorded Warning or Yellow Warning Card the Ground Jury or Technical Delegate has the duty to hear the Athlete, if available. At any time, the Athlete has the right to seek out the Ground Jury or Technical Delegate for explanation related to an Eventing Recorded Warning or a Yellow Warning Card.

In the case of a Yellow Warning Card, or Recorded Warning being awarded by an EA Official, he or she should ideally deliver it personally to the Person Responsible, together with an explanation as to why it is being issued and the possible consequences of any further offences being committed.

In the case of Athletes under the age of 18 years, a Parent/Guardian must be present when personally delivering the Yellow Warning Card or Recorded Warning.

All Yellow Warning Cards and Recorded Warnings must be posted on the Official notice board even if personally delivered. If it is not possible to deliver the Yellow Warning Card or Official Warning personally it must still be posted on the official notice board.

The EA Official will advise their State Branch and/or State Eventing Committee of the issue of ALL Yellow Warning Cards, or Recorded Warnings and the reasons for the issue within 48 hours of the event.

The EA State Branch and/or the State Eventing Committee, shall as soon as possible advise the National Office to inform the EA CEO. The Yellow Warning Card or Recorded Warning will be entered into the National Database.

The name of the official giving the Warning or the Yellow Card and their jurisdiction at the event (eg TD, Chief Steward) should be listed on the National Database, alongside the reason for the decision.

## Chapter 7 GENERAL COMPETITION RULES

Should the same Person Responsible receive three (3) or more Recorded Eventing Warning at the same or any International or National Event within two (2) years (24 months) of the delivery of the first Eventing Warning Card, for any offence, the Person Responsible shall be automatically suspended for a period of two (2) months after official notification from, or on behalf of, the EA CEO. The start date of the suspension shall be decided in accordance with the FEI and EA General Regulations and confirmed in the notification.

Should the same Person Responsible receive one (1) more Yellow Warning Card at the same or any other International or National Event within one (1) year (12 months) of the delivery of the first Yellow Warning Card for the any offence, the Person Responsible shall automatically be suspended for a period of two (2) months after official notification from or on behalf of, the EA CEO. The start date of the suspension shall be decided in accordance with the FEI and EA General Regulations and confirmed in the notification.

There will be no right of appeal. Yellow Warning Cards received at both International and National events will be taken into account.

## **Chapter 7 GENERAL COMPETITION RULES**

### **528 Classification**

#### **528.1 Individual Classification**

##### **528.1.1 Dressage Test**

Each Athlete's good marks awarded by the Judges are converted into penalty points. They are recorded and published after the test for inclusion in the Dressage and final classification.

##### **528.1.2 Cross Country Test**

Each Athlete's penalties for faults at obstacles are added to the penalties for excess time and to any other penalty that he may have incurred on Cross Country. They are recorded and published after the test for inclusion in the Cross Country and final classification.

##### **528.1.3 Jumping Test**

Each Athlete's penalties for faults at obstacles are added to the penalties that he may have incurred for excess time. They are recorded and published after the test for inclusion in the Jumping and final classification.

##### **528.1.4 Elimination**

Elimination from one of the tests entails immediate elimination from the Competition.

##### **528.1.5 Final Classification**

The winner is the Athlete with the lowest total of penalty points from the three tests.

##### **528.1.6 Final Classification Tie (Individual)**

In the Event of equality between two or more Athletes, the classification is decided by:

- a) The best cross-country score including penalties for faults at obstacles, time penalties and any other penalty that he may have incurred on the Cross Country Test.
- b) If there is still equality, the classification is decided in favour of the Athlete whose cross-country time was closest to the optimum time.
- c) If there is still equality, the Athlete with the best Jumping score including penalties at obstacles and time penalties.
- d) If there is still equality, the Athlete with the fastest time in the Jumping Test.
- e) If there is still equality, the classification will be decided in favour of the Athlete with the best Overall Impression of Athlete & Horse mark in the Dressage Test.
- f) If there is still equality the tie will remain in the final classification.

### **528.2 Team Classification**

#### **528.2.1 Final Classification**

Teams will consist of either three or four Athletes.

The winning team is the team with the lowest total of penalty points, after adding together the individual final scores of the three highest placed Athletes in the team.

For the purposes of the final team classification only, a team member who fails for any reason to complete the Competition will be awarded 1000 penalty points.

#### **528.2.2 Final Classification Tie (Team)**

In the Event of equality between any two or more teams, the classification will be decided by the best combined highest three placing.

### **528.3 Disqualification**

Disqualification means that the Athlete, the Horse(s), and/or a combination of both is/are disqualified from the Competition at issue or from the entire Event. Disqualification may also be retroactive.

Disqualification in Eventing can apply during the Competition at the discretion of the Ground Jury:

- a) For the most serious cases of abuse of Horse.
- b) For the most serious cases of Athletes misbehavior.

Disqualification in Eventing will apply automatically after the Competition:

- a) For having participated in a Competition without the appropriate eligibility requirements (Athlete or Horse).
- b) For having participated in a Competition without the appropriate registration (Athlete or Horse.)

#### **528.3.1 Positive Test(s) for Substances listed on the FEI Equine Prohibited Substance list of an Athlete or Horse** (refer the FEI EADCMRs and ADRHA)

### **529 Declaration of Starters**

The declaration of starters will take place at a time to be announced by the Organising Committee. It will be after Athletes have inspected the Cross Country and after the first Horse Inspection.

If there is only an individual classification, the Organising Committee may announce that presentation at the first Horse Inspection will be assumed to be a declaration to start.

If there is a team classification, the Chefs d'Equipe must declare, in writing, the composition of the team, the starting order of the Athletes within the team and, in the case of a team with three members, which starting position shall remain vacant.

If an Athlete has presented at the first Horse Inspection more Horses than he is allowed to ride, he, or his Chef d'Equipe where applicable, must declare in writing the names of the Horse or Horses definitely starting.

If for the same level there are two or more sections the Athletes with more than one Horse have the right to have their Horses split between sections. The procedure by which Athletes are divided between sections must be specified in the Schedule.

### **530 Substitutions**

#### **530.1 CIs**

After the closing date for entries only properly qualified Athlete/Horses, subject to the agreement of the Organising Committee, can be substituted up to one hour before the first Horse Inspection (if not applicable two hours before the start of the Dressage Test).

#### **530.2 CIOs and Championships**

After the declaration of starters, a change in the composition of a team must comply with the

following:

- a) The substitution must be made at least two hours before the first Athlete is scheduled to perform his Dressage Test on the day on which the Athlete in question has been drawn to take part.
- b) In the Event of an accident or illness of an Athlete, a certificate from an officially recognised doctor must be presented.
- c) In the Event of lameness or illness of a Horse, permission from the Veterinary Delegate must be obtained.
- d) The Technical Delegate, in consultation with the Ground Jury, must approve the substitution.

### **531 Draw**

#### **531.1 Approval of Method of Draw**

The method of draw must be approved by the Technical Delegate having consulted, if possible, with the Ground Jury. He may also approve rearrangement of the order or number of blocks of teams or individual Athletes where the number of Athletes makes it necessary.

#### **531.2 CIs**

If there is only an Individual Competition, the draw will be conducted by the Organising Committee and will decide the starting order published in the programme.

#### **531.3 CIOs and Championships**

If there is a Team and an Individual Classification the draw will take place to determine the order of countries for the first and second Horse Inspection. This order is also the team running order for the Dressage and Cross Country Tests.

This draw will take place prior to the first Horse Inspection, in the presence of the Ground Jury, Technical Delegate and Chefs d'Equipe. All countries participating in the Competition, whether by teams or individuals, will be included in this draw.

### **532 Allocation of Starting Positions (CIOs and Championships)**

If there is a Team and an Individual Classification the allocation of the starting positions for all Athletes in the Competition will be made after the first Horse Inspection, in the presence of the Ground Jury, Technical Delegate and Chefs d'Equipe, according to the following method.

The total starting places will be divided into eight blocks (A to H) and the Athletes will be allocated to each block as follows:

- a) Block A - twenty five percent (25) of individual Athletes
- b) Block B - second Athlete in each team
- c) Block C - twenty five percent (25) of individual Athletes
- d) Block D - twenty five percent (25) of individual Athletes
- e) Block E - third Athlete in each team
- f) Block F - twenty five percent (25) of individual Athletes
- g) Block G - fourth Athlete in each team
- h) Block H - twenty five percent (25) of individual Athletes

#### **532.1 Team Members Positions**

The team members positions will be filled first according to the draw of countries (art. 531.3) and the starting order within each team previously declared, after the Horse Inspection, by its Chef d'Equipe. The Chef d'Equipe of a team with only three members must declare which starting position shall remain vacant.

## **532.2 Individuals Positions**

The individuals positions will then be determined as follows:

- a) Athletes with one Horse in the Team Competition, second Horses will be placed by the Chefs d'Equipe in any of the remaining unallocated starting places of Block G, free choice in sequence according to the draw of countries (art. 531.3).
- b) Athletes with two Horses in the Individual Competition will be placed by Chefs d'Equipe in any of the remaining unallocated starting places of Block B and G, free choice in sequence according to the draw of countries (art. 531.3). Only one such Athlete's Horses may be placed by a Chef d'Equipe until his turn in the sequence recurs.
- c) Athletes with one Horse in the Individual Competition without a representative team will be placed by the Chefs d'Equipe in any of the remaining unallocated starting places of blocks B, D, E, or G, free choice in sequence according to the draw of countries (art. 531.3).
- d) Athletes with one Horse in the Individual Competition with a representative team will be placed by the Chefs d'Equipe in any of the remaining unallocated starting places of blocks B, D, E, or G, free choice in sequence according to the draw of countries (art. 531.3).

More than one member of a team will be permitted to ride two Horses only if there are enough Athletes in the Event to allow both Horses to be fitted into the time schedule in accordance with the above paragraph.

## **533 Starting Order**

### **533.1 Long Competitions**

#### **533.1.1 Dressage and Cross Country Tests**

The drawn starting order will be used for both these tests.

#### **533.1.2 Jumping Test**

The starting order must follow the reverse order of classification at the end of the Cross Country Test (i.e. the lowest placed Athlete will start first, and the last Athlete to jump will be the one placed highest).

### **533.2 Short Competitions**

#### **533.2.1 Dressage and Jumping Tests**

The drawn starting order will be used for both these tests.

At the discretion of the Organising Committee:

- a) May follow the same draw starting order of the Dressage and Jumping Tests.
- b) May be run in reverse order of classification for the best 25 percent of competitors. The same draw starting order of the Dressage and Jumping Tests will be followed for the remaining competitors.

If two Horses ridden by the same Athlete are classified too close to each other, the starting order of the lower placed one must be adjusted.

#### **533.2.2 Athletes with multiple rides**

An athlete with multiple rides cannot change the relative order of his horses. However, if required by the timetable and agreed by the Ground Jury and the Technical Delegate, he may start one or more horses at other than the normally scheduled starting time for both Jumping and Cross Country tests.



### **EA 533.2.3 CCN Starting Order**

- a) The drawn starting order will be used for the Dressage test
- b) The drawn starting order will be used for the Cross Country Test
- c) At the discretion of the Organising Committee the Jumping test may be run in reverse order at both Short format and Long format competitions.
- d) If two or more Horses ridden by the same Athlete are classified too close to each other, the starting order of the lower placed horses must be adjusted.

### **EA 533.2.4 CCN Eliminated Athletes**

Eliminated Riders are not allowed to compete in subsequent phases without the approval of the TD, who retains the discretion to not allow any further participation on the grounds of welfare or safety.

## **534 Timetable**

### **534.1 Dressage Test**

A timetable showing each Athlete's starting time for the Dressage Test will be available to each Athlete. The interval between starting times will be at the discretion of the Organising Committee, with the approval of the Technical Delegate.

### **534.2 Cross-Country Test**

A timetable, showing each Athlete's starting time must be available to each Athlete no later than one hour after the end of the Dressage Test.

The interval between starting times will be at the discretion of the Organising Committee, with the approval of the Technical Delegate.

### **534.3 Jumping Test**

A time schedule showing the start and the approximate finish of the Jumping Test shall be published. If the time schedule is split, for example between morning and afternoon sessions, the number of Athletes that will jump in the second session shall be noted.

### **534.4 Minimum Interval Between Tests**

If the Cross Country Test takes place before the Jumping Test, the minimum interval between Tests must be 60 minutes.

## **535 Exercising and Warming Up**

### **535.1 Identification Number**

Upon arrival, each Horse is issued with an identification number, which must be worn at all times. It may be replaced by the draw number, which must then be worn until the end of the Competition.

Failure to display either number incurs first a warning and, in the case of a repeated offence, a fine imposed on the Athlete by the Ground Jury.

### **535.2 Restrictions on Schooling Horses**

#### **535.2.1 Period of Restriction**

During the three days before the start of the first Horse Inspection or the Dressage Test, as applicable, and for the entire duration of the Competition it is forbidden, under penalty of

elimination, for anyone to school a Horse other than the Athlete who will ride the Horse in the Competition.

### **535.2.2 Hacking and Exercising**

A groom, while mounted, is not permitted to school the Horse but only to hack it, or ride it on long reins. A groom may also work the Horse on the lunge.

### **535.2.3 Forbidden Areas**

Under penalty of elimination, riding close to Cross Country obstacles, or riding in the dressage or jumping arenas prior to the actual Competition is forbidden, unless specifically authorised by the Ground Jury or the Technical Delegate.

## **535.3 Exercise Areas**

Appropriate areas suitable for the general exercise of Horses must be made available by the Organising Committee and must be open throughout the hours of daylight.

The Organising Committee must inform Athletes of the areas that are available for this purpose. Horses may be exercised only in such designated areas and/or in the practice and warm areas up for Dressage, Cross Country and Jumping.

## **536.1 Practice Areas**

### **536.1.1 Practice Dressage Areas**

At least one dressage practice arena of 60 by 20 meters must be put at the disposal of the Athletes two days before the first day of the Dressage Test. If possible, this arena should be of the same footing as the Competition arena.

### **536.1.2 Practice Jumping Areas**

The Organising Committee must provide one or more practice areas with both fixed and knock down obstacles. The following will apply:

- a) The only practice obstacles that Athletes may jump are those provided by the Organising Committee.
- b) All obstacles must be marked with red and white flags.
- c) The practice obstacles shall only be jumped at times laid down by the Organising Committee.
- d) The Organising Committee must provide at least two fixed cross country practice obstacles
- e) The dimensions of any fixed practice obstacle, either in the practice or warm up areas, may never exceed those of the relevant Cross Country Test.
- f) The knock down obstacles, either in Cross Country or Jumping practice / warm up areas may never be raised more than 10 centimetres above the maximum height permitted by the relevant Test and the spread may never exceed the maximum permitted by the relevant Test.
- g) No part of a knock down obstacle may ever be held by anyone.

## **536.2 Warm Up Areas**

Warm up areas must be provided by the Organising Committee in the vicinity of the relevant Competition arenas for the Dressage and Jumping Tests and close to the start for the Cross Country Test.

Warm up areas may be the same of the practice areas if the dimensions, layout and quality of the footing can allow for it with the following minimum requirements.

### **536.2.1 Dressage**

At least one practice arena of 60 by 20 meters must be put at the disposal of the Athlete next to compete.

### **536.2.2 Cross Country**

At least two fixed or knock down obstacles marked with red and white flags.

### **536.2.3 Jumping**

At least two knock down obstacles marked with red and white flags.

### **EA 535.5.4 Warm up Arenas**

#### **Practice Dressage Arena**

- At CCN Long format at least one practice arena of 60 by 20 meters must be put at the disposal of the athletes two days before the first day of the Dressage Test. If possible, this arena should be of the same consistency as the competition arena.
- At CCN-S Short format a warm up or practice arena is not mandatory.
- At CCN-S Short format arena familiarisation is not mandatory

#### **Cross Country Practice Obstacles**

The organising Committee must provide a practice warm-up area near the start of the Cross Country with at least two fixed obstacles and/or knockdown obstacles, of which dimensions may not exceed those of the cross-country phase and which must be marked with red and white flags. These are the only practice obstacles which may be jumped.

#### **Jumping Test Practice Obstacles:**

All obstacles must be marked with red and white flags. No part of the obstacle may ever be held by anyone. These obstacles may not be raised more than 10 cm above the height allowed in the Jumping Test. The spread may never exceed the maximum permitted. The practice obstacles shall only be jumped at times laid down by the Organising Committee. Violation of any of the above provisions relating to practice obstacles is forbidden, under penalty of disqualification (see "FEI Rules for Jumping Events"). Prohibited obstacles - see Annexes.

## **536.3 Dressage Familiarization**

### **536.3.1 Dressage familiarization**

In order to familiarize the Horse with the Competition arena prior to the Dressage Test, Athletes and Grooms may, if conditions and the timetable allow, be permitted at a time agreed by the Organising Committee to walk and lead the Horse on a long rein outside the boards of the Competition arena.

In the case of all-weather surfaces the Organising Committee may, if timetable allows, permit schooling inside (with Athletes only) and/or outside the boards.

## **536.4 Stewarding**

One or more Stewards must be appointed to ensure that the rules regarding exercising and warming up are obeyed.

The jumping obstacles can only be used if supervised by a Steward.

Other practice and exercise areas may be patrolled by Stewards in a random manner. Violation of any of the provisions relating to practice obstacles is forbidden under penalty of elimination.

### **EA 535.7.1 CCN Stewarding**

One or more Stewards may be appointed to ensure that the rules regarding exercising and

warming-up are obeyed. If so, a Steward should be present at whatever times the Organising Committee has laid down that practice obstacles may be used. Other practice and exercise areas may be patrolled by Stewards in a random manner.

## **536 Access to Courses and Arenas**

### **536.1 Dressage Arena**

Unless permission is given by the Ground Jury, it is forbidden for Athletes, under penalty of elimination, to enter the arena mounted at any time other than when performing their test during the Competition. The arena may be inspected on foot prior to the start or during breaks in the Competition.

#### **536.1.1**

In Eventing, it is not compulsory to close the Dressage arena.

### **536.2 Cross Country Course**

It is forbidden, under penalty of elimination, to the Athletes to inspect the obstacles or the course before it is officially open.

#### **536.2.1 Opening Time**

The Cross Country Course will be opened to all Athletes at the latest the day before the Cross Country Test. After the course has been officially opened Athletes are allowed to revisit the course and examine the obstacles during the hours of daylight. This examination must take place on foot only unless special permission is given by the Ground Jury.

#### **EA 536.2.2 536.2.1.1**

The Cross Country course must be walked on foot only; unless permission is given by the TD who will take guidance from the OC. Any permission to be posted on the notice board, if not posted walking on foot only allowed.

#### **536.2.2 Flags and Markers**

All obstacles, flags and markers must be exactly in position when the course is opened to Athletes. They may not be moved or altered by Athletes under penalty of elimination.

### **536.3 Jumping Course**

The course for the Jumping Test will be open to Athletes not less than 15 minutes before the start of the Jumping Test. Permission to enter the arena will be given by the Ground Jury and an announcement must be made over the public address system.

Athletes will be only admitted to inspect the course on foot between the opening of the course and the start of the Jumping Test.

Unless special permission is given by the Ground Jury, it is forbidden for Athletes, under penalty of elimination, to enter the arena on foot once the Jumping Test has started.

#### **EA 536.4 Access to Courses and Arenas**

- It is forbidden, under penalty of elimination, to inspect the obstacles or the course before it is officially open to the athletes, unless agreed to by the Technical Delegate. (An early course walk with Athlete representative is encouraged)
- The Cross-Country course should be opened to all athletes on the same day; before the event begins.

#### **EA 536.5 Practice restrictions**

No athlete may compete on a horse which has had the opportunity to practise over any of the obstacles, except where the course is generally available for schooling. In this case, no athlete may

have practised on any of the obstacles to be used in the competition for four weeks (28 days) before the competition.

Exemptions to the four-week time closure may be requested in writing to the Chairman of Equestrian Australia Eventing Committee. (EAEC)

## **537 Interruptions and Modifications**

### **537.3 Interruptions**

The timetable may be interrupted due to dangerous conditions. If necessary, the start of any test or phase may be interrupted, postponed or cancelled.

The decision to interrupt, postpone or cancel a test will be made by the President of the Ground Jury, if possible, after consultation with the other members of the Ground Jury and the Technical Delegate.

In the case of an interruption, the Competition will be resumed as soon as possible at the point of the interruption. Every affected Athlete must receive sufficient warning before the resumption of the Competition.

### **537.4 Modifications**

After the courses have been officially shown to the Athletes, alterations may be made only in exceptional circumstances and/or when specifically requested by the Athlete representative or Chef d'Equipes and agreed by the Ground Jury in consultation with the Technical Delegate and Course Designer.

Any such modification must be notified to the Athletes at the Cross Country briefing.

After the Cross Country Test has started alterations may be made only when exceptional circumstances (such as heavy rain or hot weather) make obstacles or a test unfair or dangerous.

The decision will be taken by the President of the Ground Jury after consultation, if possible, with the other members of the Ground Jury and Technical Delegate.

In such cases, the Chefs d'Equipe and every Athlete must be officially and personally informed of the alteration before the start of the phase or the test concerned. Where appropriate, an Official must also be stationed at the place where the alteration has been made in order to warn the Athletes.

## **538 Dress**

### **538.3 General**

Whist riding in Competition, Athletes must ensure that long hair is tied and neat.

#### **538.3.1 Protective Headgear\***

While riding **anywhere** on the show grounds, the use of a properly fastened Protective Headgear ~~will be~~ **is** mandatory. Protective headgear must comply with any of the European (EN), British (PAS), North American (ASTM), Australian/New Zealand tested standards applicable at the time of the competition. Failure to wear such Protective Headgear where and when required after being notified to do so by an Official, shall result in a Yellow Warning Card, being issued to the Athlete unless exceptional circumstances apply.

As an exception, Senior Athletes may be allowed to remove their Headgear while accepting prizes or during the national anthem. It is recommended that Athletes not remove their Headgear during the lap of honour.

~~Note\*: As of 1 January 2021, amendments to article 140 of the FEI General Regulations regarding Protective Headgear take effect.~~

### **EA 538.1.1 Protective Headgear**

All Athletes must wear properly fastened Protective Headgear whenever mounted at an EA or FEI event in Australia.

"Protective Headgear" is a helmet that:

- i. meets one of the current approved safety standards set out at Annexure N to these Rules; and
- ii. is tagged with a current visible EA 'helmet tag' (Effective January 1<sup>st</sup> 2020)

Failure to wear such Protective Headgear where and when required after being notified to do so by an Official, shall result in a Recorded Warning or Yellow Warning card being issued to the athlete unless exceptional circumstances apply.

### **538.3.2 Whips**

- a) Training - A whip no longer than one 120 centimetres including lash is allowed when riding on the flat at any time. A whip no longer than 75 centimetres and not weighted at the end is allowed while jumping any obstacle.
- b) Horse Inspections - A whip no longer than 120 centimetres including lash is allowed at the Horse Inspections.
- c) Dressage Test - A whip is not allowed entering the space around the-arena and during the Test
- d) Cross Country and Jumping Tests - A whip no longer than 75 centimetres and not weighted at the end is allowed during these tests.

### **538.3.3 Spurs**

- a) General - Spurs are optional for all three Tests. Spurs capable of wounding a Horse are forbidden. Spurs must be of smooth material (metal or plastic). If there is a shank it must not be more than four centimetres long (the overall shank must be measured from the boot to the end of the spur) and must point only towards the rear. The end of the shank must be blunt to prevent wounding a Horse. If the shank is curved, the spurs must be worn only with the shank directed downwards. Metal or plastic spurs with round hard plastic or metal knobs "Impulse spurs" and "Dummy spurs" with no shank are allowed.
- b) Rowel Spurs - Spurs with rowels are allowed in the three Tests and when practising/warming up. If they are used, rowels must be free to rotate and the rowel must be round and smooth (no tines allowed). For pony competition, rowel spurs are not allowed for all tests.

### **538.3.4 Boots**

Boots worn during the Dressage and Jumping Tests (other than as part of regulation service dress) must be black, brown or black with a brown top.

### **EA 538.1.5 Boots**

In all Tests, boots (other than as part of regulation service dress) must be black, brown or black with a brown top. They must either be long boots **in one piece** or a full grain smooth leather leg piece (on at least the exposed side of the gaiter) and leather boot. Chapettes (suede) are not permitted. Juniors may compete in jodhpurs and short boots.

## **538.4 Dressage Test**

### **538.2.1 Civilian**

Hunting dress or uniform of a riding club; **a tail coat or jacket approved by the Athlete's NF (contrast colouring and piping is allowed)**; white shirt and tie; gloves; white, fawn or cream breeches; long riding boots (or short boots with matching full grain smooth leather chaps); **hunting cap**, protective headgear ~~or top hat~~.

At ~~CCIs S 1, 2&3 star~~ lower level events, civilian may also wear a tweed jacket with fawn or beige breeches and black or brown boots.

Please refer to Dressage Rules in regard to use of protective headgear ~~and top hat/bowler~~, as well as entering the arena with whip, with boots on Horse's leg or with discrepancy in dress.

~~Note\*: As of 1 January 2021, amendments to article 140 of the FEI General Regulations regarding Protective Headgear take effect.~~

### **EA 538.2.1.1 Civilian**

Gloves are optional at CCN1\* and levels below. Helmets are not required to be the same colour as the coat at CCN events.

Jackets may be of plain colour or tweed. If jackets are permitted to be removed by the Organising Committee riders must wear a short or long sleeve shirt, predominately white or pale colour, with a rat catcher collar or traditional collar predominately white or pale coloured tie or a stock which is predominately white or pale coloured.

### **538.2.2 Members and employees of military establishments and national studs**

Service dress and gloves, ~~regulation~~ protective headgear are compulsory for members and employees of military establishments and national studs.

~~Please refer to Dressage Rules in regard to use of protective headgear and top hat/bowler.~~

### **EA 538.2.3 Protective Headgear**

Please refer to Annex N

## **538.3 Cross-Country Test**

Body protectors are compulsory for this Test, including when schooling over Cross-Country fences, at any time.

### **EA 538.3.1 Cross-Country Body Protector**

Body protectors are compulsory for Cross-Country. A body protector manufactured after 2009 and labelled as complying with one of the following standards is mandatory effective January 1<sup>st</sup>, 2020.

EN13158:2009 level 3

BETA 2009 Level 3

EN13158:2018 level 3

BETA 2018 Level 3

## **538.4 Jumping Test**

### **538.4.1 Civilian**

Hunting dress or uniform of a riding club; ~~a tail coat or jacket approved by the Athlete's NF (contrast colouring and pipping is allowed)~~; white shirt and tie; white, fawn or cream breeches; boots are compulsory for this Test. At ~~CCI1\* Intro and CCI2\* L and 3\* L~~ lower level events, civilian may also wear a tweed jacket with fawn or beige breeches and black or brown boots.

### **538.4.2 Members of Armed and Police Forces**

Service dress are compulsory for members and employees of military establishments and national studs.

## **538.5 Inspection of Dress**

A Steward can be appointed to inspect whips, spurs and item of dress before any Test.

He has the authority to refuse permission to start for any Athlete, whose whip or spurs or safety equipment contravene articles. He will immediately report the circumstances to the Ground Jury for confirmation.

An Athlete who competes with illegal whip(s), spurs or incorrect items of dress is liable to elimination, at the discretion of the Ground Jury.

### **539 Saddlery / Dress**

Please also refer to FAQ guidelines on Tack, Equipment and Dress for latest clarifications, published on the FEI website. See also Art. 538.2.1.

#### **539.1 Training and Exercising**

##### **539.1.1 Compulsory**

An English type saddle and any form of bridle, including double bridle, snaffle, gag or hackamores are compulsory.

##### **539.1.2 Permitted**

Running martingales, Irish martingales, bit guards, boots, bandages, fly shields, nose/nets covers and saddle covers are permitted.

Leather, sheepskin or similar material may be used on each cheek piece of the bridle providing the material does not exceed three centimeters in diameter measured from the Horse's cheek.

##### **539.1.3 Permitted for Lunging**

Single direct side reins are permitted only while lunging (only with one lunge line) as are running reins and chambons.

##### **539.1.4 Forbidden**

Other martingales, any other kind of gadget (such as bearing, side or balancing reins, etc.) and any form of blinkers, are forbidden under penalty of elimination.

#### **539.2 Dressage Test**

##### **539.2.1 Compulsory**

An English type saddle and a permitted bridle are compulsory.

##### **539.2.2 Permitted**

- a) A double bridle with cavesson noseband i.e. bridoon and curb with curb chain (made of metal or leather or a combination), (Cover for curb "chain" can be made of leather, rubber or sheep skin) is permitted, as authorized in Annex A. Use of double bridles during Dressage test allowed for 4\* and 5\* competitions only. Bridoon and curb must be made of metal and/or rigid plastic and may be covered with rubber/latex. The lever arm of the curb bit is limited to ten centimetres (10 cm) (length below the mouth piece). The upper cheek must not be longer than the lower cheek. If the curb has a sliding mouthpiece, the lever arm of the curb bit below the mouth piece should not measure more than ten centimetres (10 cm) when the mouth piece is at the uppermost position. Curb "chain" can be made of metal or leather or a combination. Cover for curb "chain" can be made of leather, rubber or sheep skin. The diameter of the mouthpiece of the bridoon and/or curb must be such so as not to hurt the Horse. Minimum diameter of mouthpiece to be twelve millimetres (12 mm) for curb bit and ten millimetres (10 mm) for bridoon bit.
- b) A snaffle bridle of which the bit is made of metal, flexible rubber or synthetic, or plastic or leather material is also permitted as authorised in Annex A. Snaffles are permitted and must have a minimum diameter of fourteen millimetres (14 mm). For Ponies the minimum diameter shall be ten millimetres (10 mm). The diameter of the mouthpiece is measured adjacent to the rings or the cheeks of the mouthpiece. The reins must be attached to the



bit.

- c) The bridle must be made entirely of leather or leather-like material, except for a small disc of sheepskin soft padding, which may be used under the intersection of the two leather straps of a crossed noseband, on the poll or underneath the noseband.
- d) A breast plate may be used.
- e) Ear hoods are permitted for all Events and may also provide noise reduction. However, ear hoods must allow for ears to move freely and must not cover the Horse's eyes and ear plugs are not permitted (with the exception of prize giving ceremonies). The ear hoods should be discreet in colour and design. Ear hoods may not be attached to the noseband.

**Note:** For sponsor logo and national identification on Ear hoods - see General Regulations art. 135.

For drawings of permitted bits and nosebands, see Annex A – Saddlery, table Bits and table Nosebands. Certain tests may specify that only a snaffle bridle is allowed.

### 539.2.3 Forbidden

Martingales, bit guards, any kind of gadgets (such as bearing, side, running or balancing reins, etc.), any form of blinkers, earplugs, nose covers (refer to EA 539.2.5) and saddle covers, are under penalty of elimination, strictly forbidden.

False tails are permitted provided they are not weighted or otherwise enhanced in any way whatsoever.

Bits where the mouthpieces rings restrict the reins to move freely are not permitted as well as bits that can slide vertically creating a gag effect.

### EA 539.2.3 Toe Stoppers

Toe stoppers, made of collapsible material (plastic, rubber) are permitted in all phases for classes CCN1\* EvA95, EvA80 and State Lower levels

### EA 539.2.4 Neck Straps

Neck straps are permitted in Dressage at levels EvA95 and below, and at CCN1\* and above in warm-up only. Neck straps, if used, must be attached to either the breastplate or saddle.

### EA 539.2.5 Nose Covers/Nets

Nose covers/nets are permitted when training and exercising.

**Nose covers/nets are NOT allowed in the cross-country phase.**

**Nose covers/nets are allowed in the Show jumping phase.**

Nose covers/nets are only permitted to be used in the Dressage competition arena on written approval by the EAEC for National competitions only. Permission will be given on a case-by-case basis and the following will apply:

- a) applications, with a supporting letter from a veterinarian, are to be sent to the EAEC
- b) registration details and name of the horse must appear in the application and also the veterinary certificate
- c) if approved, the rider of the horse with the nose cover/net must send in a copy of the approval letter from the EAEC with entries to the applicable Event Secretary.
- d) a copy of the approval letter will also be sent to the relevant State Eventing Committee for their records
- e) the rider must also produce a copy of the approval letter from EAEC on request to a gear checker, steward or judge at the event
- f) it is also recommended that OCs place a copy on the judges' sheets and advise all

stewards

g) the nose cover/net must be made of transparent material as per the example in Dressage Annex A

h) the nose cover/net must not cover the mouth or bit

i) an approval letter from the EA Dressage Committee will be accepted by the EAEC

### 539.3 Cross Country and Jumping Tests

#### 539.3.1 Permitted

The type of saddlery is optional. Gags are allowed as are unrestricted running martingales or Irish martingales. Reins must be attached to the bit(s) or directly to the bridle. The stirrup iron and stirrup leathers must hang free from the bar of the saddle and outside of the flap.

#### 539.3.2 Forbidden

Any form of blinkers, side, running or balancing reins; tongue straps and/or tying down the Horse's tongue; any other restrictions, any bit or other item of saddlery likely to wound a Horse are forbidden. ~~Sheepskin (or other material) may not be used as addition on cheek pieces of the bridle.~~

For Cross Country, any addition to the cheekpiece is forbidden (sheepskin or additional material).

For Jumping only, leather, sheepskin or similar material may be used on each cheek piece of the bridle providing the material does not exceed three centimeters in diameter measured from the Horse's cheek.

Any device which does not allow an immediate and unrestricted separation of the Athlete's boot from the stirrup in case of a fall is forbidden.

Any gadget which does not allow an immediate and unrestricted separation of the Athlete in case of a fall, is forbidden.

Neck straps, if used on Cross Country, must be attached either to the breastplate or to the saddle.

For Cross Country, a throat lash is compulsory to maintain the bridle in place.

For Cross Country, hackamores without bits are not allowed. ~~and the lower cheek (lever arm) on any bit~~ may not exceed 10 cm ~~on any bit~~.

For Cross Country, bitless bridles are not allowed.

#### 539.3.3 Jumping Test - Boots

For the Jumping Test, the total maximum weight of equipment allowed to be added to a Horse's leg, front or hind (single or multiple boots, fetlock rings etc), is five hundred (500) grams (shoe excluded).

The use of hind boots for the Jumping test must comply with art. 257 of the Jumping rules. Failure to comply with this paragraph will incur elimination.

#### EA 539.3.4 Barefoot Boots

Barefoot boots of any kind are forbidden for **both** the Cross Country **and Jumping** Tests

### 539.4 Inspection of Saddlery

A Steward can be appointed to check the saddlery of each Horse before it enters the arena or starts a test.

In the Dressage Test the checking of the bridle must be done with the greatest caution.

If the Athlete so requests, the bridle and bit may be checked immediately after the test has been completed. However, should the bridle or bit in such a case be found not to be permitted, the Athlete will be eliminated.

### **540 Unauthorised Assistance**

Any intervention by a third party, whether solicited or not, with the object of facilitating the task of the Athlete or of helping his Horse, is considered unauthorised assistance and the Athlete is liable to be eliminated at the discretion of the Ground Jury.

Officials or spectators who draw the attention of an Athlete to a deviation from the course will be considered giving unauthorised assistance which may result in the elimination of the Athlete.

In particular in the Cross Country Test the following will be considered unauthorised assistance:

- a) To take intentionally a lead from another Athlete.
- b) To be followed, preceded or accompanied, on any part of the course, by any vehicle, bicycle, pedestrian, or Horseman not in the Competition.
- c) To post friends at certain points to call directions or make signals in passing.
- d) To have someone at an obstacle to encourage the Horse by any means whatsoever.
- e) To tamper with the obstacles or any part of the course, including, for instance, flags, indicators, markers, notices, ropes, trees, branches, wire or fences, whether temporary or permanent.

f) At **National** Events each case of unauthorised assistance will be decided by the Technical Delegate

#### **540.1 Exceptions**

- a) Whip, headgear or spectacles may be handed to an Athlete without dismounting during the Cross Country Test.
- b) An Athlete, after having knocked a flag at an obstacle as a consequence of a run out, may ask the fence Judge for the flag to be repositioned, but no time will be deducted.

#### **540.2 Receiving Apparatus / Cameras**

The use of any receiving apparatus by Athletes is strictly forbidden while mounted during the test.

Automatic recording of data during the test (e.g. heart beat monitoring, temperature, etc.) to be used for research purposes after the completion of the test is allowed.

For use of cameras on athletes or equipment – see General Regulations. For FEI Named-Events request for use of cameras must be approved by FEI HQ, request for approval for other events must be reviewed by the Technical Delegate in consultation with the Organiser.

#### **EA 540.3 Time Wasting**

In the case of athletes in CCN1\* and below classes, who deliberately waste time (e.g. slowing to a walk, circling or zig zagging) to avoid penalty for riding under time may be reported and Officially Warned and or given a Yellow Warning Card for riding too fast (dangerous riding).

The finish time keeper may elect to stop the clock, in cases where an Athlete obviously delays proceeding to the finish line, to avoid incurring time penalties.

## **541 Advertising and Publicity on Athletes and Horses**

Subject to the provisions of article 135 General Regulations, the manufacturer logo can appear, specifically for Eventing: at all Events, except Regional and Olympic Games under the patronage of the IOC, Athletes may wear clothing and use equipment (including, but not limited to, riding equipment) which identify the manufacturer, the Athlete's sponsor(s), the Athlete's team sponsor(s), the National Federation's sponsor(s), the Athlete's nation, and/or the Athlete himself, but only under the specific conditions set forth below.

### **541.1 Identification of a Non-Sponsor Manufacturer**

While present in the Competition area and during the prize-giving ceremonies names or logos identifying a non-sponsoring manufacturer of the clothing, and equipment may appear only once per item of clothing, and/or equipment and solely on a surface area not exceeding: - three square centimetres (3 cm<sup>2</sup>) for clothing and equipment

### **541.2 Identification of a Sponsor**

While present in the Competition area and during the prize-giving ceremonies the name and/or logo of the Athlete's sponsor(s), his team sponsor(s) and/or his National Federation's sponsor(s) may appear on a surface area not exceeding:

- a) Two hundred square centimetres (200 cm<sup>2</sup>) on each side of saddle cloth;
- b) Eighty square centimetres (80 cm<sup>2</sup>) on each of the two sides of jackets or top garment at the height of breast pockets for Jumping Events, Dressage Events and for Jumping and Dressage Tests of Eventing;
- c) Eighty square centimetres (80 cm<sup>2</sup>) only once lengthwise on the left leg of the riding breeches during the Dressage, Cross-Country and Jumping tests of Eventing. In any case, the surface area on the riding breeches should be dedicated to the visibility of the following only: the Athlete's name, identification of the Athlete's nationality, the name and/or logo of the Athlete's sponsor(s), his team sponsor(s) and/or his National Federation's sponsor(s);
- d) Sixteen square centimetres (16 cm<sup>2</sup>) on both sides of the shirt collar;
- e) Either two hundred square centimetres (200 cm<sup>2</sup>) on one arm of jackets or top garment or one hundred square centimetres (100 cm<sup>2</sup>) on each arm of jackets or top garment for the Cross-Country tests of Eventing
- f) One hundred twenty five square centimetres (125 cm<sup>2</sup>) vertically in the middle of the hard hat for the Jumping and Cross-Country tests of Eventing;
- g) Seventy five square centimetres (75 cm<sup>2</sup>) for the logo on ear hoods in Dressage, Jumping and Cross Country Tests of Eventing.

### **541.3 Use at FEI Championships**

Notwithstanding the above, OCs of FEI Championships may prohibit such names and logos in the schedule, with the exception of the names and logos of the team sponsors and/or of the National Federation sponsor(s) under the limitations as set forth in Article 135.2.2.1 of the General Regulations.

### **541.4 OC Sponsor**

The OC may display the name and/or logo of a Competition and/or Event sponsor(s) on members of the OC crew present in the Competition area and on numbers present on front and back of the bibs worn by Athletes during the Cross-Country tests of Eventing, as well as on stable rugs when they are in the Competition area and during the prize-giving ceremonies at all FEI Events. The size of name and/or logo on Athlete's number shall not exceed 100 cm<sup>2</sup>.

### **541.5 Athlete's National Identification**

While present in the Competition area and during the prize-giving ceremonies the name or logo of the Athlete's nation, its national symbol and/or its national flag, and/or the Athlete's National Federation logo or name may appear on a surface area not exceeding:

- a) A reasonable size on each of the two (2) sides of jackets or top garment, at the height of breast pockets and on the collar for Jumping and Dressage Tests of Eventing.
- b) Two hundred square centimetres (200 cm<sup>2</sup>) on each side of saddle cloth.
- c) Either two hundred square centimetres (200 cm<sup>2</sup>) on one arm of jackets or top garment or one hundred square centimetres (100 cm<sup>2</sup>) on each arm of jackets or top garment for the Cross-Country tests of Eventing
  - Vertically in the middle part of the hard hat for the Jumping Events;
  - Vertically in the middle part of the protective head gear of Dressage;
  - Vertically in the middle part of the protective head gear of Eventing National colors may appear on the entire surface of such protective headgear.
- d) Seventy five square centimetres (75cm<sup>2</sup>) for the logo on ear hood in Dressage, Jumping and Cross Country Tests of Eventing.

In any case, the Athlete's national identification can be combined in the same surface area with the name and/or logo of the Athlete's sponsor(s), his team sponsor(s) and/or the National Federation's sponsor(s) as long as their presence and visibility are in compliance with the surface areas mentioned in art.135 2.2.1 and 2.3.1 of the General Regulations.

For Championship and Official team competitions Cross Country test, members of the national teams are required to use national identification colours for equipment, dress and saddle pads to clearly identify and differentiate visually the competing countries. Colours and pattern are to be registered in advance with the FEI.

The Athlete's national flag or the Official three letter IOC abbreviation for the nation may appear on the back of the Athlete's jacket for Jumping centered between the shoulders. The top of the flag, or the three letter abbreviation (as applicable) must be placed 4cm below the collar. The flag may not be more than 25cm wide, with a height in proportion to the width; the three letter IOC abbreviation must appear in standard IOC typeface and not exceed a height of 8 cm."

All Athletes and horses should wear a minimum of one item with national identification per Athlete and Horse

### **541.6 Athlete's Name**

While present in the Competition area and during the prize-giving ceremonies the Athlete's name may appear on a surface area not exceeding:

- e) Eighty square centimetres (80 cm<sup>2</sup>) only once lengthwise on the left leg of the riding breeches during the Jumping and Cross Country Tests of Eventing.

### **541.7 National Federation Logo**

Unless otherwise specified in this Article, no advertisement or publicity is permitted on any Athlete, Official, Horse, or riding equipment while present in any Competition area or during the performance. However, Athletes inspecting the course may wear the logo of their sponsor, their team sponsor(s), and/or of their National Federation's sponsor(s) and/or their nationality within a frame not exceeding four hundred square centimetres (400 cm<sup>2</sup>) on the front and back of their top garments and within a frame not exceeding fifty square centimetres (50 cm<sup>2</sup>) on head gear.

### **541.8 Advertising in Field of Play**

Unless otherwise provided in the Sport Rules, advertising may appear on obstacles, fences and on the sides of the arena provided any applicable broadcast, internet, or similar law or agreement permits such advertising.

### **541.9 Definition of competition area**

Unless otherwise agreed in writing by the FEI, for the purpose of this Article, the Competition area shall include all areas where the Athlete is being judged or his/her Horse is undergoing a Horse inspection. It shall not include collecting rings and start and finish box.

**541.10 (as per General Regulations 135.8)**

The Chief Steward is responsible for ensuring that the above provisions are respected by Athletes before entering the arena. Athletes not complying with the above will not be permitted to enter the arena during competition. An official clothing approved by a NF not complying with the requirements of this Article will not be authorised by the FEI.

## Chapter 8 DRESSAGE TEST

### 542 FEI Dressage Rules

The FEI Dressage Rules apply for the Eventing Dressage Test except where otherwise provided in these Eventing Rules. Any modification introduced to the FEI Dressage Rules during the year will be evaluated for inclusion in these Eventing Rules from 1st January the following year.

### 543 Administration

#### 543.1 Type and level of Test

The type and level of the test will be determined by the type and level of the Competition and will, therefore, be related to the quality and the standard of preparation of the Athletes and Horses.

##### 543.1.1 CIs and CIOs

Organising Committees are free to select the specific test to be used within the one shown in Dressage Annex table Dressage Tests according to the level of the Competitions.

##### 543.1.2 Championships and Games

For all Championships and Games the "B" test will be used unless specified differently by the FEI.

#### 543.2 Number of Tests to be judged by day

The Organising Committee may include a maximum of fifty (50) Horses per day to be judged by one Ground Jury, with an additional flexibility of maximum ten (10) percent, if agreed by the Technical Delegate and the President of the Ground Jury.

##### EA 543.2.1 Number of tests to be Judged at National competitions

The Organising Committee, as a general guide, may include a maximum of 40 horses per day. Organising Committees are advised to inform Judges, prior to the competition, if it is likely that more than 30 horses will be in a class.

##### EA 543.2.2 National Dressage Arenas

Dressage tests should be conducted in a 20 m x 60 m arena. When there are a large number of entries and/or limited areas available, organisers may conduct tests in a 20 m x 40 m arena, up to and including ~~CNC-CCN~~\* level.

Construction of Arenas: Arenas must be as safe as possible. Examples of arena construction include plastic chain (with intermittent breaks), plastic pipes, ground markings, and painted 10cm x 2.5cm wooden boards placed on the ground at corners and markers.

Rope and steel pegs are not acceptable.

When there is one judge only, they will be positioned at C.

#### 543.3 Judges Positions

Two of the three Judges must be placed along the short side, on the outside of and five metres from the arena. The president (C) shall be on the prolongation of the centre line, the other (M or H) two point fifty metres from and on the inside of the prolongation of the long sides.

The third Judge will be at either E or B, outside and five to ten metres from the arena. The three positions shall be either C, H, B or C, M, E, as determined by the Technical Delegate, taking into account the test and the position of the sun.

In the case of only two Judges they will be positioned at C and either B or E, as determined by the Technical Delegate, taking into account the test and the position of the sun.

A separate hut must be provided for each Judge. They must be raised not less than fifty (50) centimetres above the ground, in order to give the Judges a good view of the arena.

### 543.4 National Dressage

- At **CCN-L** competitions a formal Ground Jury will be appointed with similar to FEI duties
- At **CCN-S** competitions there will be **no** formal Ground Jury.
- Judges will be appointed to mark the Dressage Test
- A Technical Delegate (TD) is always present and is available to Judges at all times during the Event to assist with rule clarification. Judges should make sure they know who the TD is on the day and have radio contact with the TD.
- At **CCN-S**
- the Judges are only responsible for the Dressage phase in conjunction with the Technical Delegate.
- The Judge must report to the Technical Delegate any case of abuse of horse or lameness.
- Judges are to be aware of the FEI Eventing Dressage Rules
- In exceptional circumstances the Technical Delegate may authorise the use of only one judge.
- Overseas National Judges, certified by their National Federation to be of a particular level of qualification, may also be used.
- A horse leaving the arena with all four feet between the time of entry at A and the time of exit at A will incur elimination if the arena is fully enclosed to the recommended minimum height of 30cms and the gate at A has been closed.
- A horse leaving the arena with all four feet between the time of entry at A and the time of exit at A will be awarded an error of course for the movement if the surrounds are not at least 30cms in height or if the arena has intermittent boards or line marking.
- If the arena is 30cms or over, a horse leaving the arena anywhere, other than through an open gate will be eliminated.
- A horse leaving the arena with all four feet between the time of entry at A and the time of exit at A, through the gate at A will be awarded an error of course for the movement if the gate has not been closed.

When a horse makes such an "error of course" by leaving the arena with all four feet between the time of entry at A and the time of exit at A, the judge at C warns him, by sounding the bell. The President then directs him to re-enter the arena at the nearest practical place, then shows him, if necessary.

- Half marks will be used in all Eventing Dressage
- Carrying Whips around arena -2
- Carrying whip in the arena -2 (judge must ring the bell and ask rider to drop whip as soon as soon as noticed)
- Incorrect dress or saddlery -2 (other errors)
- Ear Hoods - permitted for All Events and may also provide noise reduction. However, ear hoods must not cover the Horse's eyes and ear plugs are not permitted
- Falls in dressage arena (elimination)
- Lameness (Ask TD to organise a vet to check the horse before jumping phases rather than eliminate unless obviously uncomfortable and MARKEDLY lame)
- Blood on horses see rule 526.4
- Spurs are optional for all tests and levels



## 544 Scoring

### 544.1 Marking

#### 544.1.1 Good Marks

Judges will award good marks from zero to ten (10) including half marks for each numbered movement and for each of the collective marks.

#### 544.1.2 Scoring Flying Change

For 4\* Championships and higher level Events, if the score for a flying change varies by 3 points or more between the Judges, the Ground Jury will review the official video as soon as possible after the Dressage test. The review must be on the same day.

Corrections may only be made to the flying change score with the agreement of the Ground Jury and should be based on one or more of the original score(s)

### 544.2 Calculation of Scores

#### 544.2.1 Good Marks & Errors

The good marks from zero to ten (10) awarded by each Judge to an Athlete for each numbered movement of the Dressage Test together with the collective marks are added together deducting any error of course or test.

#### 544.2.2 Judges Percentages

For each Judge the percentage of maximum possible good marks obtainable is then calculated. Percentage is obtained dividing total good marks and errors of the Judge by maximum possible good marks obtainable and then multiplying by 100 and rounding the result to two decimal digits. This value is shown as the individual mark for that Judge.

Rounding the result to two decimals includes any score of "x.xx5" and above is round up and any score less than "x.xx5" is rounded down.

#### 544.2.3 Athletes Percentage

Athlete's percentage is calculated on the average good marks and errors obtained by adding together the total good marks for each Judge and dividing by the number of Judges. The Athletes percentage will always be rounded to two decimal digits.

#### 544.2.4 Penalty Points

In order to convert Athletes percentage into penalty points, this must be subtracted from 100 with the resulting figure being rounded to one decimal digit. The result is the score in penalty points for the test.

Rounding the result to one decimal includes any score of "x.x5" and above is round up and any score less than "x.x5" is rounded down

Eventing Dressage test error penalties:

1st time	Two (2) points
2nd time	Four (4) points
3rd time	Elimination
Other errors:	Two (2) points per error to be deducted

**Note:** The Eventing Rules will not line up with the Dressage modifications, and maintains the 2015 ruling on error penalties for the Eventing Dressage Test.

#### **544.2.5 Overall Impression of Athlete and Horse Mark**

In all Eventing Dressage Tests, one overall mark will be awarded for the Harmony of Athlete and Horse with a double coefficient.

#### **Error of course and Other penalties**

When an Athlete makes an "error of course" (takes the wrong turn, omits a movement, etc.) the Judge at C warns him, by sounding the bell. The Judge at C shows him, if necessary, the point at which he must take up the test again and the next movement to be executed, then leaves him to continue by himself. However, in some cases when, although the Athlete makes an "error of course", the sounding of the bell would unnecessarily impede the fluency of the performance for instance if the Athlete makes a transition from medium trot to collected walk at V instead of at K, or, cantering up the centre line from A, makes a pirouette at D instead of at L -it is up to the Judge at C to decide whether to sound the bell or not. However, if the bell is not sounded at an error of course and the test requires the same movement to be repeated and the Athlete again makes the same error, the Athlete is only penalised once.

The decision as to whether or not an error of course has been made will be at the sole discretion of the Judge at C. The other Judges' scores will be adapted accordingly.

#### **Error of test/execution.**

When an Athlete makes an "error of the execution of the test" (trots rising instead of sitting, at the salute does not take the reins in one hand, etc.) he must be penalised as for an "error of course". In principle an Athlete is not allowed to repeat a movement of the test unless the Judge at C decides on an error of course (sounds the bell). If, however, the Athlete has started the execution of a movement and attempts to do the same movement again, the Judges must consider the first movement shown only and at the same time, penalise for an error of course

#### **Unnoticed error.**

If the Ground Jury has not noted an error, the Athlete has the benefit of the doubt and will therefore not be penalised for the error.

#### **Penalties. "Error of Course".**

Every "error of course", whether the bell is sounded or not, must be penalised, except as noted above.

First error Two (2) points from the total score.

Second error Four (4) points.

Third error Elimination.

#### **Other Errors Penalties**

All of the following are considered errors faults, and two (2) points will be deducted per **other** errors but they are not cumulative and will not result in Elimination (including for Freestyle tests):

- Entering the space around the arena with whip or with boots on the Horse's legs or with discrepancy in dress (e.g. lack of gloves) and/or;
- Entering the Dressage arena with whip or with boots on the Horse's legs or with discrepancy in dress (e.g. lack of gloves) If the test has already started before the discrepancy has been noticed, the Judge at C stops the Athlete and if needed and possible, an assistant may enter the arena to remove the item(s). The Athlete then continues the test, either starting from the beginning (from the inside of the fence) or from the movement where he was stopped. The marks given before he was stopped are not changed;
- Entering the arena before the sound of the bell;
- Not entering the arena within forty five (45) seconds after the bell, but within ninety (90) seconds;
- Athletes not taking the reins in one (1) hand at the salute

## **Chapter 9 CROSS COUNTRY TEST**

### **545 Rules Governing the Cross Country Test**

#### **545.1 Starting**

##### **545.1.1 Starting Procedure**

Athletes at the start of the Cross Country must be under the control of the starter and may not deliberately start until instructed to do so, under penalty of elimination at the discretion of the Ground Jury.

The Horse does not have to stand absolutely immobile, but the Athlete must not get any advantage from a flying start.

Each Athlete should be given reasonable warning before the time he is due to start, but it is the Athlete's responsibility to ensure that he is ready to start at the correct time.

##### **545.1.2 Starting Box**

In order to simplify the task of the starter, an enclosure approximately five meters per five meters will be built at the start of the Cross Country, with an open front through which Horses will start and a gap in one or both sides from which the Horses will enter.

Each Athlete must start from within the enclosure and is at liberty to move around and through the enclosure as he pleases.

An attendant may lead the Horse into the enclosure and may hold the Horse until the signal to start is given. From that instant, the Athlete is considered to be on the course and no further assistance may be given.

#### **545.2 Optimum Time and Timing**

##### **545.2.1 Optimum Time / Time Limit**

The distance chosen, carried out at the chosen speed, gives the optimum time. Completing in less than the optimum time is not rewarded. An Athlete exceeding the optimum time will be penalised in accordance with art. 548.2 up to the time limit.

The time limit is twice the optimum time.

##### **545.2.2 Timing**

Each Athlete will be timed on the Cross Country Test from the moment the signal to start is given or from the moment he crosses the starting line which ever happens first to the moment he crosses the finishing line.

If an Athlete is stopped by an Official, e.g. for a broken fence, accident, being overtaken, for medical or veterinary examination, etc., the time during which he is prevented from continuing until he is cleared to start will be recorded and deducted from the total time taken to complete the Cross Country Test.

#### **545.3 Error of Course**

All compulsory passages on Cross Country and all obstacles, including all elements and/or options, must be passed or jumped in order under penalty of elimination.

All red or white flags must be respected wherever they occur on course under penalty of elimination except as provided in art. 549.2 & 549.4.

Retaking an obstacle already jumped is forbidden, under penalty of elimination, except as

provided for in art. 549.2 & 549.4.

### **545.4 Pace and Dismounting**

Between the start and finish of the Cross Country Test, Athletes are free to choose their own pace.

Athletes may voluntarily dismount without incurring elimination according to art. 549.5.1 to check on Horse, adjust saddlery or equipment, or when held on course.

### **545.5 Overtaking**

Any Athlete who is about to be overtaken by a following Athlete must quickly clear the way.

Any Athlete overtaking another Athlete must do so only at a safe and suitable place.

When the leading Athlete is before an obstacle and about to be overtaken, he must follow the directions of the Officials.

When the leading Athlete is committed to jump an obstacle, the following Athlete may jump that obstacle only in such a way that will cause no inconvenience or danger for either.

### **545.6 Athlete in Difficulty**

If, in attempting to negotiate an obstacle, a Horse should be trapped in such a way that it is unable to proceed without assistance or is liable to injure itself, the Athlete will be instructed by the fence Judge to dismount and will be eliminated.

The fence Judge will decide if parts of the obstacle need to be dismantled or if any other assistance needs to be given to extricate the Horse.

### **545.7 Stopping Athletes**

If any part of an obstacle is obstructed by an Athlete in difficulty, or if any obstacle has been dismantled to release a fallen Horse, or if an obstacle has been broken and is not yet rebuilt, or in any other similar circumstances, subsequent Athletes must be halted.

In such a case, an Official should be posted in the path of the oncoming Athlete. He shall wave a red flag, which indicates that the Athlete must stop.

Failure to stop is penalised by elimination at the discretion of the Ground Jury.

The Official will stop Athletes only upon the instruction of the Control Centre or during an emergency at his own obstacle.

Athletes may be stopped on the course at obstacles or at designated timing/stopping points.

#### **545.7.1 Timing**

The time during which the Athlete was stopped, from the moment he passed the timing point until he passes that same point after being given the order to restart, will be recorded and it will be deducted from the total time taken by the Athlete to complete the course.

It is clearly intended that the time shall be taken as the Athlete gallops past the timing point, not after he halts nor after a start from the halt.

### **545.8 Leaving the Course After Elimination**

An Athlete eliminated for any reason must leave the course at once and has no right to continue. The Athlete must walk his Horse off the course, either mounted or dismounted.

Athletes who fail to comply will be disciplined at the discretion of the Ground Jury in accordance with Art.525 (Dangerous Riding).

## **546 Courses**

### **546.1 Marking**

#### **546.1.1 Red or White Boundary Flags**

Red or white boundary flags shall be used to mark the starting and finishing lines, to mark compulsory passages, and to define obstacles. They are placed in such a way that an Athlete must leave a red flag on his right and a white flag on his left.

#### **546.1.2 Numbers and Letters**

Each obstacle on Cross Country shall be numbered. Obstacles with elements or options (art. 547.5.1) shall, in addition, be lettered (A, B, C, etc.). Each compulsory passage shall be marked and numbered consecutively.

#### **546.1.3 Start and Finish Signs**

In addition to the red or white boundary flags, the starting and finishing line shall also be marked by distinct signs.

#### **EA 546.1.4 National Colour Indicator Codes**

- For the convenience of athletes when they are inspecting the course, colour indicators are used to mark the obstacles for the different classes.

Indicators are:

PALE BLUE	-	CCN4*-S
GREEN	-	CCN3*-S
YELLOW	-	CCN2*-S
PINK	-	CCN1*-S (Black numbers recommended on Pink)
RED or GREY	-	CCN EvA95 (White numbers on Red recommended if using Red)

- WHITE - CCN EvA80

### **546.2 Distances and Speeds**

The distances and speeds demanded for the different levels are determined by the intended difficulty of the whole test.

Course Designers, within the limits shown in Table of Distances, Speeds, Times and Jumping Efforts for the relevant level of Competition see Annex B table Distances, will choose the most suitable distance for the specific Competition.

Any exceptional modification to the distances and speeds specified in Annex B table Distances must be approved by the Eventing Committee, except as provided for in Art. 537.2.

### **546.3 Finishing Lines**

The last obstacle of Cross Country shall be not less than 20 metres no more than 50 metres from the finishing line.

### **546.4 Course Plans**

Each Athlete will be given in advance a plan showing the track of the course. The course plan must include the following:

- a) The position of the start and finish
- b) The numbered obstacles and compulsory passages
- c) The distance
- d) The optimum time and time limit

## 547 Obstacles

### 547.1 Definition

An obstacle is considered as such if and only if its extremities are marked with a red and white flag or flags and it is numbered and/or lettered accordingly. All significant jumping efforts that the average Horse may be expected to attempt to negotiate must be defined as an obstacle or element and flagged, numbered and/or lettered accordingly.

### 547.2 Type of Obstacles

#### 547.2.1 General

The obstacles must be fixed and imposing in shape and appearance. When natural obstacles are used, they should, if necessary, be reinforced so that they remain in the same state throughout the test. All reasonable precautions must be taken to prevent the possibility of an Athlete being able to pass mounted under an obstacle. Portable fences must be secured to the ground in a way that they have no possibility to move if hit by a Horse.

#### 547.2.2 Construction

The obstacles at which a Horse, in falling, is likely to be trapped or to injure itself, must be built in such a way that part of the obstacle can be quickly dismantled and can be quickly rebuilt exactly as before. Such a construction must not in any way detract from the solidity of the obstacle.

#### 547.2.3 Brush

Brush on top of fences must be made of flexible and deformable material. The fence must be constructed so that a Horse clearing the fixed and solid part is unlikely to be injured by the brush or hedge. Bullfinches, i.e. thin brushes or hedges through which a Horse can be expected to jump are permitted, provided they can be maintained in consistent condition throughout the test.

#### 547.2.4 Frangible/Deformable Obstacles

Obstacles can be provided with frangible/deformable technology only if such technology has been approved by the FEI according to the FEI Standard for the minimum strength of frangible/deformable cross country fences. A list of approved technologies is published on the FEI website.

**Note:** ~~As of 2020, for 4\*/5\* and championships, For all levels,~~ all open oxers, open corners, verticals or near verticals with open rails, top rail on triple bars and gates where the rail dimensions and weight fit the acceptable parameters of an FEI approved frangible device, must be fitted with frangible devices.

#### EA 547.2.4.1 Frangible/Deformable Obstacles

In 1\*/2\*/3\*/4\*/5\* courses whether for national or FEI competition in Australia, all fences that can be fitted with frangible devices MUST be fitted with frangible devices. These include all open corners, open oxers, verticals or near verticals with open rails, top rail on triple bars and gates where the rail dimensions and weight fit the acceptable parameters of an approved frangible device.

### 547.2.5 Fences related to ~~W~~water Crossings

Each cross-country course must have at least one obstacle (effort) related to water.

~~In all water crossings the bottom should be firm and consistent.~~

#### EA 547.2.5.1 Drought conditions

Under severe drought conditions where the local laws prohibit the filling of the water course, or it is not financially viable to do so, the Organising Committee may apply to the Chairman of the EAEC for an exemption to have mandatory fences related to water.

### 547.2.6 Sloping & Round Leading Edges

Spread fences, including corners must not have an upright or vertical leading edge. The top of the front of the fence must be rounded or sloped. All other fences, including gates and fences using square and/or sawn materials, must not have any sharp or square edges. Brush fences are excluded provided there is at least 20cms of brush above the solid part of the fence.

#### EA 547.2.6.1 Front Shoulders of Spread Fences

In 2\*/3\*/4\*/5\* courses whether for national or FEI competition in Australia, Spread fences must not have an upright or vertical leading edge. The top of the front of the fence must be sloped at approximately 45 degrees to a point approximately 20cms or more below the top of the leading edge or rounded to similar dimensions. The requirement for this 45 degree slope is not required on ascending spread fences (e.g. house / flower box) where there is a minimum of 25cm difference in height between the Front Leading Edge and the solid top of the obstacle. Brush fences are excluded provided there is at least 20cms of brush above the solid part of the fence as are open spread fences fitted with frangible devices as required by rule EA 547.2.4. All other fences, including gates and fences using square or sawn materials, must not have any sharp or square edges.

### 547.2.7 Ground lines

**Ground lines must be used on fences at all levels.**

**Note: Please refer to the Cross Country guide for Officials for further information about the use of Ground lines**

### 547.3 Dimensions

The dimensions of obstacles must be within the limits shown in the Table of Obstacle Heights and Spreads for the relevant level of Competition see Annex B table Dimensions.

Obstacles must comply with the permitted fence dimensions as per Annex B at the time of the approval by the Ground Jury (in case of change of ground conditions).

#### 547.3.1 Fixed Part

The fixed and solid part of an obstacle may not exceed the specified height or spread at any of the points at which an Athlete might reasonably attempt to negotiate the obstacle.

#### 547.3.2 Brush



## **CHAPTER 9 CROSS COUNTRY TEST**

The overall height and the height of the solid part of a hedge or brush fence must never exceed the relative dimension set in the Table of Obstacle Heights and Spreads for the relevant level of Competition see Annex B table Dimensions.

### **547.3.3 Water**

At obstacles involving water crossings (ford, lake or wide river), the depth of water, from the entrance to the exit must not exceed 35 centimetres. The length of any water crossing must be at least six meters between entry and exit, except where an exit step(s) or fence is jumped directly out of the water, in which case the minimum length must be nine meters.

A fence must not be less than two strides before a step out of water or three strides after a drop in water.

Water to water with a drop is not a permitted obstacle question at any level.

### **547.3.4 Obstacles with Spread Only**

At an obstacle with spread only (dry or water filled ditch), a guard rail or hedge in front that facilitates jumping is permitted. It may not exceed 50 centimetres in height and must be included in the measurement of the spread.

### **547.3.5 Drops**

At 2 star level, no drops over 160 centimetres are permitted. At 3, 4 & 5 star level drops with a flat landing exceeding 160 centimetres are limited to two.

## **547.4 Measurement**

### **547.4.1 Height**

The height of an obstacle is measured from the point where the average Horse would take off.

### **547.4.2 Spread**

The spread of an open obstacle (e.g. oxer or ditch) is measured from the outside of the rails or other material making up the obstacle on the line where the average Horse is expected to jump. The spread of a closed obstacle with a solid top (e.g. Tables) is measured from the highest point to the highest point on the line where the average Horse is expected to jump.

### **547.4.3 Drop**

The drop on the landing side of an obstacle is measured from the highest part of the obstacle, including from the top of a brush fence, to the point where the average Horse would land.

### **547.4.4 Natural Obstacles**

When the height of an obstacle cannot be clearly defined (e.g. natural hedge, bullfinch), the height is measured to the solid part of the obstacle through which a Horse cannot pass with impunity.

## **547.5 Obstacles with Elements and/or Options**

### **547.5.1 Obstacles Composed of Several Elements**

If two or more jumping efforts, sited closely together, are designed as one integral test, they will be designated as "elements" of a single numbered obstacle. Each element will be marked with a different letter (A, B, C, etc.) and must be negotiated in the correct order.

Where two or more jumping efforts are sited so closely together that after a refusal or run out it would be unreasonably difficult to attempt to negotiate the second or subsequent effort without retaking one or more earlier efforts, these jumping efforts must be designated as one numbered obstacle and lettered accordingly.

### **547.5.2 Obstacles with Alternatives**

## CHAPTER 9 CROSS COUNTRY TEST

Where an obstacle may be jumped in one effort but has alternatives involving two or more efforts, each of these alternatives must be lettered or numbered as an element.

An alternative obstacle must be sited in such a way that the horse/athlete must make a new attempt/approach after a refusal or run-out.

### 547.5.3 Black Flagged Alternatives

Alternative obstacles or elements may be flagged separately and must be identified by the same number/letter as on the direct route. In this case, both sets of flags must be marked with a black line.

### 547.6 Number of Jumping Efforts

The total number of jumping efforts shall be within the limits (minimum and maximum) shown in the Table of Distances, Speeds, Times and Jumping Efforts for the relevant level of Competition see Annex B table Distances.

The efforts to be counted are the efforts on the route expected to be taken by the average Horse.

## 548 Scoring

### 548.1 Faults at Obstacles

Fault	Penalty
First refusal, run-out or circle	20 penalties
Second refusal, run-out or circle at the same obstacle	40 penalties
Third refusal, run-out or circle on XC Course	elimination
Fourth refusal, run-out or circle on XC Course for (CCN1*, 95, 80)	elimination
Fall of Athlete or Horse on Cross Country Course	elimination
Activating a frangible device where the dimensions of the fence is modified	11 penalties
Dangerous Riding	25 penalties
Missing a flag as per art. 549.2	15 penalties

**Evidence:** Only official video recording can be used as evidence. Officials will clarify before start of Cross Country and inform Chefs d'Equipe/riders at meeting/briefing which video recording will represent the official view, to avoid any misunderstanding.

### 548.2 Time Faults

Fault	Penalty
Exceeding optimum time	zero point four (0.4) penalty per commenced second
Exceeding time limit	elimination

#### EA 548.2 Time Faults

Completing cross-country course more than 20 seconds under optimum time for CCN3*, CCN2*, CCN1*, EvA95, EvA80	zero point four (0.4) penalty per commenced second
---	--

### 548.3 Additional Reasons for Elimination

### 548.3.1 Compulsory Elimination

Elimination must be applied in the following cases:

- k) Competing with improper saddlery (art. 539).
- l) Error of course not rectified (art. 545.3).
- m) Omission of obstacle or compulsory passage (art. 545.3).
- n) Jumping or incurring a fault at an obstacle in the wrong order or passing through a compulsory passage in the wrong order (art. 545.3).
- o) Jumping an obstacle in the wrong direction (art. 545.3).
- p) Retaking an obstacle already jumped (art. 545.3).
- q) Athlete in difficulty (art. 545.6).

### 548.3.2 Ground Jury Discretion

Elimination is left to the discretion of the Ground Jury in the following cases:

- a) Dangerous riding (art. 525).
- b) Abuse of Horse (art. 526).
- c) Deliberately starting before being given the signal to start (art. 545.1.1).
- d) Jumping or attempting to jump any obstacle without headgear, or with an unfastened retention harness (art. 538.1.1).
- e) Wilful obstruction of an overtaking Athlete, or failure to follow the instructions of the Officials while being overtaken (art. 525).
- f) Causing danger to another Athlete while overtaking that Athlete (art. 525).
- g) Failure to stop when signaled (art. 545.7).
- h) Unauthorised assistance (art. 540).

## 549 Definition of Faults

The following faults at obstacles (refusal, run-out and circle) will be penalised unless, in the opinion of the relevant Official, they are clearly not connected with the negotiation or attempted negotiation of a numbered obstacle or element.

In the case of black flag alternatives only one obstacle/element has to be jumped and an Athlete is permitted to change without penalty from one black flagged line to another (e.g. jumping 6a left hand route then 6b right hand route) provided he has not presented his Horse at the next element of the original line.

In the case of black flags alternatives the faults at obstacles (refusal, run-out and circle) will only be penalised if related to the obstacle/elements attempted or negotiated (elements not attempted or negotiated will be irrelevant for the judging of such alternatives).

### 549.1 Refusal

#### 549.1.1 Obstacles With Height

At obstacles or elements with height (i.e. exceeding 30 centimetres), a Horse is considered to have refused if it stops in front of the obstacle to be jumped.

#### 549.1.2 Obstacles Without Height

At all other obstacles (i.e. 30 centimetres or less in height) a stop followed immediately by a standing jump is not however penalised, but if the halt is sustained or in any way prolonged, this constitutes a refusal. The Horse may step sideways but if it steps back, this is a refusal.

### 549.1.3 Multiple Refusals

After a refusal, if an Athlete redoubles or changes his efforts without success, or if the Horse is represented at the obstacle after stepping back and stops or steps back again, this is a second refusal; and so on.

### 549.2 Run out - missing a flag

**a) Clear (0 penalties):** A horse is considered to have cleared the fence when the head, neck and points of both shoulders pass between the extremities of the obstacle as flagged. If a flag is dislodged, the hindquarters must jump the height of the solid part of the obstacle.

**b) Missing a flag (15 penalties):** A horse is considered to have missed a flag when the point of a shoulder fails to pass between the extremities of the obstacle as flagged. The head and neck must pass inside the extremities of the obstacle as flagged. If a flag is dislodged, the hindquarters must jump the height of the solid part of the obstacle

**c) Run-Out (20 penalties):** A Horse is considered to have run out if, having been presented at an obstacle on the course, it avoids it in such a way that the head, neck and point of either shoulder fail to pass between the extremities of the obstacle as flagged or the hindquarters have not jumped the height of the solid part of the obstacle. Continuing on course without representing will incur elimination.

#### 549.2.1 Change of Intention

An Athlete is permitted to change his mind as to where he jumps an obstacle or element at any time, without penalty, including as a result of a mistake at a previous obstacle or element. If, however, the Horse avoids part of the obstacle at which it has been presented, he will be considered to have run out.

#### 549.2.2 Judging of Bounce Obstacles

At any obstacle where the distance between elements is 5 meters or less (i.e. a "bounce"), when a Horse has negotiated the first element without penalty, he will be deemed to have been presented at the second element and similarly if the "bounce" is for example the second and third elements of a combination. Thus if an Athlete "changes his mind" while negotiating the first element of a "bounce" and, for example, then goes a longer route, he will still be penalised 20 penalties for a run-out.

### 549.3 Circle

#### 549.3.1 Separately Numbered Obstacles

At separately numbered obstacles, an Athlete may circle or cross his tracks between or around them without penalty provided he has not presented his Horse at the second or subsequent obstacles.

#### 549.3.2 Obstacles Composed of Several Elements

At an obstacle composed of several elements (A, B, C, etc.) a Horse will be penalised once it has jumped the first element and before it has jumped the last element if:

- a) It passes around the back of any element of the lettered combination that it subsequently jumps.
- b) It crosses its tracks between the elements.
- c) It circles back around any element that it has already jumped before jumping any subsequent element of a lettered combination

### 549.4 Representing After a Disobedience

After being penalised for a refusal, run-out or circle, an Athlete, in order to make another attempt, is permitted to circle one or more times without penalty, until he again presents his Horse at the obstacle.

## **CHAPTER 9 CROSS COUNTRY TEST**

---

At an obstacle composed of several elements if the Athlete refuses, runs out or circles at any element, he is permitted to retake any elements already jumped, although he is liable to be penalised for any fault even if he has previously jumped an element successfully.

If after a refusal, run-out or circle, he wishes to pass through flags in the wrong direction in order to retake an element, he may do so without penalty.

### **549.5 Fall**

#### **549.5.1 Athlete**

An Athlete is considered to have fallen when he is separated from his Horse in such a way as to necessitate remounting.

#### **549.5.2 Horse**

A Horse is considered to have fallen when, at the same time, both its shoulder and quarters have touched either the ground or the obstacle and the ground or when it is trapped in a fence in such a way that it is unable to proceed without assistance or is liable to injure itself.

## Chapter 10 JUMPING TEST

### 550 FEI Jumping Rules

The FEI Jumping Rules apply for the Eventing Jumping Test except where otherwise provided in these Eventing Rules. Any modification introduced to the FEI Jumping Rules during the year will be evaluated for inclusion in these Eventing Rules from 1st January the following year.

### 551 Object

This test is similar to an ordinary Jumping Competition, but without any attempt to find a winner of this test on its own. Its main objective is to prove that, the Horse and Athlete are well trained in the specialist discipline of Jumping.

The nature of the course, its length, the speed demanded and the dimensions of the obstacles will be in accordance to the level of the Competition.

### 552 Course and Obstacles

Within the limits shown in Jumping Annex C, the Course Designer is free to plan a track suitable to the level of the Competition.

The dimensions of the obstacles shall not exceed the limits shown in Jumping Annex C. At least two thirds shall be of maximum height for the level offered.

A tolerance of five centimetres in height is acceptable, if dictated by the terrain or by the spacing of the cups as authorised by the FEI Jumping Rules.

#### 552.1 Type of Obstacles

The obstacles will be standard Jumping obstacles.

The obstacles should have a balance of vertical and spread obstacles and shall include two or three doubles or a double and a treble.

Closed combinations are not permitted. A water jump is not permitted, but a water ditch with rails over is allowed.

FEI approved safety cups must be used as support for back poles of spread obstacles, and in the case of a triple bar, to support the centre and back pole of the obstacle.

Alternative obstacles are permitted. These jumps are to be marked on the course plan with the same number and with the word "Alternative".

### 553 Scoring

#### 553.1 Faults at Obstacles

Fault	Penalty
Knocking down an obstacle	4 penalties
First run-out, refusal or unauthorised circle in the whole test	4 penalties
Second run-out, refusal or unauthorised circle in the whole test	elimination
Fall of Athlete or Horse	elimination

**EA 553.1.1 Faults at Obstacles CCN1\*, 95, 80**

Second run-out, refusal or unauthorised circle in the whole test (CCN1*, 95, 80)	8 penalties
Third run-out, refusal or unauthorised circle in the whole test (CCN1*, 95, 80)	elimination
First fall of Athlete or Horse (EvA105, 95, 80)	elimination

**553.2 Time Faults**

The length of the course and the speed demanded determine the time allowed.

Completing the course in less than the time allowed is not rewarded, but exceeding the time allowed, Athletes are penalized with 0.4 penalty per commenced second.

Exceeding the time limit involves elimination.

# Annexes



## Annex A Dressage – Annexes

**Note:** For Eventing, the bits permitted for the Dressage test have been reformulated to take into account the wide use of snaffles in Eventing (different to the Dressage Rules) as well as defining the action.

Any approved mouthpiece may be combined with any approved cheek piece.

### 1. Permitted Bits for the Dressage Test

#### 1.1 Action of Bits

- a) Snaffle bits work on the corners, tongue and bars of the mouth depending on their shape and the rein effect produced by the Athlete
- b) Single jointed bits may also work on the roof of the mouth if not fitted and used correctly.
- c) Straight bar snaffles cause more tongue pressure
- d) Double jointed snaffles conform to the shape of the mouth and tongue creating more even pressure
- e) Rounded or moving centrepieces encourage movement of the tongue and salivation
- f) Curved mouthpieces with joints and Mullen mouth bits conform to the shape of the tongue and mouth.
- g) Cheek Pieces
- h) Full cheek, egg butt and D ring snaffles are more stable and also work on the sides of the mouth
- i) Loose ring snaffles have a more moveable mouthpiece to encourage mouthing of the bit and salivation
- j) Hanging cheek snaffles have a slight leverage action and work more on the corners of the mouth and poll

#### 1.2 Material:

- a) Durable enough to be safe
- b) Must keep smooth and solid surface, not to be altered by the chewing of the horse in order to prevent horse from injuries
- c) Not health-damaging
- d) Snaffles: can be made of metal, flexible rubber or synthetic, or plastic or leather material, and may be covered with rubber/latex.
- e) Bridoon and curb: must be made of metal and/or rigid plastic and may be covered with rubber/latex.

#### 1.3 Permitted Snaffles (see diagrams)

- a) May have one or two joints
- b) May be double-jointed with rounded or rotating mouthpiece allowing for better fit and comfort. **The edges must be rounded and the length of the centre link must be 4.5cm long as a maximum.**
- c) May have a slightly curved port, allowing more room for the tongue. The maximum height is 30mm from the lower part of the side of the tongue to the highest point of the deviation. **The widest part of the deviation must be where the mouthpiece contacts the tongue and must have a minimum width of 30mm. The mouthpiece of a jointed or unjointed snaffle may be shaped in a curve within the dimensions specified above.**
- d) Wavy bits are allowed
- e) A coupling is permitted as the centre link and must be solid with no moveable parts other than a roller.
- f) The centre link must be rounded

## Annex A Dressage – Annexes

---













- g) The diameter of the mouthpiece must be a minimum of 14mm for Horses and 10mm for Ponies at the rings or cheeks.
- ~~h) French link bits are permitted in EA National Competitions~~ **(Now included as FEI permitted mouthpieces)**








## 1.4 Illegal Bits

- a) Snaffles with a control plate (i.e Dr Bristol: if put incorrectly the edge of the plate causes excess pressure on tongue).
- b) Any single or double jointed cable bits (may cause pinching of the tongue or cheeks)
- c) Bits which place mechanical restraint on tongue (large immovable centre link causes excessive pressure on tongue)
- d) Bits that can slice vertically creating a gag effect.
- e) Mouthpiece wings that restrict the reins to move freely.

## 1.5 Snaffles

### a) Permitted Mouthpieces







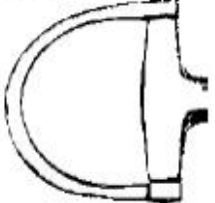






1. Single-jointed 	10. 
2. Double-jointed 	11. 
3. Shaped single-jointed 	12. 
4. Single-jointed with rubber coating 	13. 
5. Double jointed with rotating middle-piece 	14. 
6. Double jointed with plastic middle piece 	15. 

<p>7. ball jointed</p> 	<p>16.</p> 
<p>8. multiple ball-jointed</p> 	<p>17.</p> 
<p>9. shaped double-jointed</p> 	<p>18.</p> 
	<p><u>19.</u></p> 








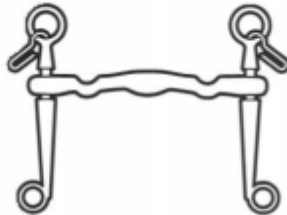

**French Link. EA National Eventing Competitions only (Now included as FEI permitted mouthpieces)**












**b) Permitted Cheek pieces:**

1. Loose Ring 	7. D-Ring 
2. Egg-Butt 	8. D-Ring 
3. Egg-Butt 	9. Loose ring with sleeves 
4. D-Ring 	10. Snaffle with full cheeks 
5. D-Ring 	11. Snaffle with full cheeks 
	12. Traditional snaffle cheek piece 
6. Hanging-cheek 	<del>13. Hanging-cheek</del> 

## 1.6 Double Bridle

Permitted Curb Mouthpieces:	Permitted Curb Cheekpieces:
1. 	1. Straight cheek 
2. 	2. Straight cheek 
3. 	3. S-Shape cheek 
4. 	4. Sliding Cheek Curb 
5. 	

### **Permitted mouthpieces for Bridoon**

1. <u>Single-jointed</u>		5. <u>Souple-jointed with rotating middle-piece</u>	
2. <u>Double-jointed</u>		6. <u>Double-jointed with plastic middle piece</u>	
3. <u>Shaped single-jointed</u>		7. <u>Ball-jointed</u>	
4. <u>Single-jointed with rubber coating</u>		8. <u>Multiple ball-jointed</u>	
		9. <u>Shaped double-jointed</u>	

### **Permitted Cheekpieces for Bridoon**

1. <u>Loose Ring</u>		3. <u>Egg-Butt</u>	
2. <u>Egg-Butt</u>		9. <u>Loose ring with sleeves</u>	

Nose cover/net – refer to rule 539.2.5



## 2. Permitted ~~Nosebands~~-Bridles for the Dressage Test



The images below are examples only, and similar bridles which produce the same effect on the horse are also allowed if they adhere to the art.539.

All Nosebands must be correctly fitted, and cannot be so tight to cause unnecessary discomfort to the Horse, ref. Code of Conduct.


1) Cavesson



2) Crossed noseband



3) Dropped noseband



4) Flash noseband



5) Micklem Bridle



6) Stotztem (combined noseband – no throat lash)

Nosebands 2, 3, 4 and 5 are not permitted when a double bridle is used

~~Noseband 6 if used as a double bridle, the lower strap of the nose band is not allowed~~



### 3. Dressage Tests for Eventing

Valid as from 1st January ~~2021~~<sup>10</sup>

FEI tests may be used at National competition.

<https://inside.fei.org/fei/your-role/organisers/eventing/dressage-tests>

National tests

<https://www.equestrian.org.au/Eventing-Dressage-tests>

One star Competitions	FEI 1* test updated	Approx. 4 ½ min
	EvA-1star-A-2020 National	Approx. 4 ½ min
	EvA-1star-B-2020 National	Approx. 4 ½ min
1.5 star Competitions	FEI A 2* 2020 test updated	Approx. 4 min 45 secs
	FEI B 2* 2020 test updated	Approx. 4 min 45 secs
	EA CCN 2* 2020 National	Approx. 5 min
Two star Competitions	FEI A 2* 2020 test updated	<del>Approx. 4 min 45 secs</del> To be published
	FEI B 2* 2020 test updated	<del>Approx. 4 min 45 secs</del> To be published
	EA CCN 2* 2020 National	Approx. 5 min
2.5 star Competitions	FEI A 3* 2020 test updated	Approx. 4 min 45 secs
	FEI B 3* 2020 test updated	Approx. 4 min 45 secs
	EA CCN 3* 2020 National	Approx. 5 ½ min
Three star Competitions	FEI A 3* 2020 test updated	Approx. 4 min 45 secs
	FEI B 3* 2020 test updated	<del>Approx. 4 min 45 secs</del> To be published
	EA CCN 3* 2020 National	Approx. 5 ½ min
3.5 star Competitions	FEI A 4* 2020 test updated	Approx. 4 min 45 secs
	FEI B 4* 2020 test updated	Approx. 5 min
	EA CCN 4* 2020 National	Approx. 5 min
Four star Competitions	FEI A 4* 2020 test updated	Approx. 4 min 45 secs
	FEI B 4* 2020 test updated	Approx. 4 min
	EA CCN 4* 2020 National	Approx. 5 min
4.5 star Competitions	FEI A 5* 2020 test updated	Approx. 4 min 45 secs
	FEI B 5* 2020 test updated	Approx. 5 min
Five star competitions	FEI A 5* 2020 test updated	Approx. 4 min 45 secs
	FEI B 5* 2020 test updated	Approx. 5 min
Olympic Games	Olympic Games short test	Approx. 3½ min
Pony CCIP1*	FEI CCIP1-L (special pony	Approx. 5 ½ min
Pony CCIP2	FEI B 2* test 2020	Approx. 4 min 45 secs

In all Eventing Dressage Tests, the Collective Marks to be replaced by Harmony of Athletes and Horses describing a confident partnership created by adhering to the scale of training.

## EA Short and Long Format Tests

National tests are optional for use at National competition.

<https://www.equestrian.org.au/Eventing-Dressage-tests>

### Valid as 1<sup>st</sup> January 2020

<b>EvA45</b> <b>EvA60</b> <b>EvA80</b>	Ev Test A 45 & 60 2020	Approx. 4 min
	Ev Test B 45 & 60 2020	Approx. 4 min
<b>EvA80</b>	EvA Test A 80 2020	Approx. 4 min
	EvA Test B 80 2020	Approx. 4 min
<b>EvA95</b>	EvA Test A 95 2020	Approx. 4 min
	EvA Test B 95 2020	Approx. 4 min
<b>CCN1*</b>	2020 FEI 1* test	Approx. 4 ½ min
	EvA-CCN-1star-A-2020	Approx. 4 ½ min
	EvACCN-1star-B-2020	Approx. 5 min

In Eventing Dressage Tests, the Collective Marks to be replaced by Harmony of Athletes and Horses describing a confident partnership created by adhering to the scale of training.

**The EA 1:A, 1:B, 1:C, 2:A and 2:B tests have 4 coefficients**

## Annex B Cross Country - Annexes

### 1 Cross Country Obstacles Maximum Dimensions

	One star	Two star	Three star	Four star	Five star	W-CH/Olympic Games
Fixed	1.05 m	1.10 m	1.15 m	1.20 m	1.20 m	1.20 m
Brush	1.25 m	1.30 m	1.35 m	1.40 m	1.45 m	1.40 m
Top Spread	1.20 m	1.40 m	1.60 m	1.80 m	2.00 m	1.80 m
Base Spread	1.80 m	2.10 m	2.40 m	2.70 m	3.00 m	2.70 m
Without Height	2.40 m	2.80 m	3.20 m	3.60 m	4.00 m	3.60 m
Drop	1.40 m	1.60 m	1.80 m	2.00 m	2.00 m	2.00 m

### EA CCN and EvA Cross Country Obstacles Maximum Dimensions

CCN	EvA80	EvA95	CCN1*	CCN2*	CCN3*	CCN4*
Fixed	0.80 m	0.95 m	1.05 m	1.10 m	1.15 m	1.20 m
Brush	1.00 m	1.15 m	1.25 m	1.30 m	1.35 m	1.40 m
Top Spread	0.80 m	1.00 m	1.20 m	1.40 m	1.60 m	1.80 m
Base Spread	1.20 m	1.50 m	1.80 m	2.10 m	2.40 m	2.70 m
Without Height	1.40 m	2.00 m	2.40 m	2.80 m	3.20 m	3.60 m
Drop - maximum	1.00 m	1.20 m	1.40 m	1.60 m	1.80 m	2.00 m

### EA CCN and EvA additional Cross Country Maximum Dimensions

<b>CNC/CCN</b>	EvA80	EvA95	CCN1*	CCN2*	CCN3*	CCN4*
Height of roof or fixed/solid barrier above	3.50 m	3.50 m	3.50 m	3.50 m	3.50 m	3.50 m
<b>Water</b>						
<b>Height of Obstacle into water</b>						
With drop or without drop	0.30m With option for no drop compulsory	0.50 m	0.80 m	1.10 m	1.15 m	1.20 m
Depth entry to exit	0.30 m	0.30 m	0.30 m	0.30 m	0.30 m	0.30 m
Minimum width of crossing	6.00 m	6.00 m	6.00 m	6.00 m	6.00 m	6.0

### 2 Distances - Speeds - Jumping Efforts

<b>CCI1*- Intro (unified)</b>		
Distance	Min	2000
	Max	3000
Efforts	Min	20
	Max	25
Speed		500
Time	Min	4'00"
	Max	6'00"

### CCI-L (Long) format Cross Country Distances - Jumping Efforts – Speeds

Level		Two star	Three star	Four star	Five star	WEG-Olympic Games
Distance	Min	3640	4400	5700	6270	5600 m
	Max	4680	5500	6270	6840	5800 m
Efforts	Min	25	30	35	40	38
	Max	30	35	40	45	42
Speed		520	550	570	570	570
Time	Min	7'00	8'00"	10'00"	11'00	9'50"
	Max	9'00	10'00"	11'00"	12'00	10'10"

**CCI-S (Short) format-Cross Country Distances - Jumping Efforts – Speeds**

Level		Two star	Three star	Four star
Distance	Min	2600	3025	3420
	Max	3120	3575	3990
Efforts	Min	25	27	30
	Max	30	32	35
Speed		520	550	570
Time	Min	5'00"	5'30"	6'00"
	Max	6'00"	6'30"	7'00"

Within the above limits, the CD and TD may adjust in either direction to take account of the terrain, the number of efforts should be broadly proportional to the length of the course.

**Short format (CCN & EvA) Cross Country Distances - Jumping Efforts - Speeds**

Level	Distance		Efforts		Speed	Time	
	Min	Max	Min	Max		Min	Max
EvA80	1500	2500	15	25	400	3'45"	6'15"
EvA95	2000	3000	15	25	450	4'26"	6'40"
CCN1*	2000	3000	20	25	500	4'00"	6'00"

**EA Half Star Classes – Cross Country**

Please note that for half star classes, the dimensions and number of efforts used must relate to the lower level at 1.5 and 2.5 classes. For example, 2 star dimensions, speeds and efforts must be used in 2.5 level classes.

**EA Long format CCN Cross Country Distances – Jumping Efforts – Speeds**

<b>CCN80</b>	<b>Phase A Not compulsory</b>	<b>Phase B Not compulsory</b>	<b>Phase C Not compulsory</b>	<b>Phase D Cross Country</b>
Distance	2200- 4400	1200	4000 - 6080	2400 - 2800
Speed	220 mpm	600 mpm	160 mpm	400 mpm
Minutes	10'00" - 20'00"	2'00"	25'00" - 38'00"	6'00" - 7'00"
Efforts		3 min – 5 max		15-26

<b>CCN95</b>	<b>Phase A Not compulsory</b>	<b>Phase B Not compulsory</b>	<b>Phase C Not compulsory</b>	<b>Phase D Cross Country</b>
Distance	2200- 4400	1200	4000 - 6080	2700 - 3375
Speed	220 mpm	600 mpm	160 mpm	450 mpm
Minutes	10'00" - 20'00"	2'00"	25'00" - 38'00"	6'00" - 7'30"
Efforts		3 min – 5 max		15-26

<b>CCN1*-L</b>	<b>Phase A Not compulsory</b>	<b>Phase B Not compulsory</b>	<b>Phase C Not compulsory</b>	<b>Phase D Cross Country</b>
Distance	2200- 4400	1200	4000 - 6080	3000 - 4000
Speed	220 mpm	600 mpm	160 mpm	500 mpm
Minutes	10'00" - 20'00"	2'00"	25'00" - 38'00"	6'00" - 8'00"
Efforts		3 min – 5 max		20 -27

**3. Diagram of Cross Country Obstacles and Faults**

All additional explanatory diagrams can be found in a separate document published on FEI website, and is regularly updated.

[https://inside.fei.org/sites/default/files/2018%20Diagrams%20of%20Cross%20Country%20Obstacles\\_Jan16.pdf](https://inside.fei.org/sites/default/files/2018%20Diagrams%20of%20Cross%20Country%20Obstacles_Jan16.pdf)

## Annex C Jumping - Annexes

### 1 Obstacles Maximum Dimensions - Distances - Speeds - Jumping Efforts

#### Maximum Dimensions - Distances - Speeds - Efforts

CCI – L & S	One star	Two star	Three star	Four star	Five star
Height	1.10	1.15 m	1.20 m	1.25 m	1.30 m
Oxer spread	1.25	1.35 m	1.40 m	1.45 m	1.45 m
Triple Bar spread	1.45	1.55 m	1.60 m	1.65 m	1.65 m
Distance	600m	600 m	600 m	600 m	600 m
Speed	350m	350 m	350 m	375 m	375 m
Nb Obstacles/ Max Efforts	10-11/12	10-11/13	10-11/14	11-12/15	11-13/16

If the arena is less than 5000 square meters, the maximum speed for Four & Five star level Competitions shall be 350 meters/min.

In arenas less than 2300 square meters the maximum speed for any level shall be 325/min.

#### CCN & EvA Jumping Maximum Dimensions – Distances – Speeds – Jump Efforts

CCN- L & S	EvA80	EvA95	CCN1*	CCN2*	CCN3*	CCN4*
Height	0.80 m	0.95 m	1.05 m	1.15 m	1.20 m	1.25 m
Oxer spread	0.90 m	1.00 m	1.20 m	1.35 m	1.40 m	1.45 m
Triple Bar spread	1.20 m	1.40 m	1.50 m	1.55 m	1.60 m	1.65 m
Distance	600 m	600 m	600 m	600 m	600 m	600 m
Speed	300 m	325 m	325 m	350 m	350 m	375 m
Max Obstacles / Efforts	9-10/10	9-10/10	9-10/10	10-11/13	10-11/14	11-12/15
Combinations	1 x Double allowed	1 x Double allowed	1 x Double allowed	2 Doubles or 1 Double & 1 Treble	2 Doubles or 1 Double & 1 Treble	1 Double & 1 Treble

**Note for half star classes:** the dimensions and number of efforts used must relate to the higher level at 1.5 and 2.5 classes. For example, two star dimensions, speed and efforts must be used in 1.5 level classes

**The plan of the course,** which must be posted before the jumping commences, must show:

- position of starting and finishing lines;
- relative position of obstacles;
- type of obstacles (oxer, vertical, triple bar) and numbers;
- the track to be followed marked by a series of arrows showing the direction in which each obstacle must be jumped;
- alternative obstacles;
- length of the course;
- speed;
- Time allowed and time limit;
- any decisions made by the Technical Delegate with regard to the course.

Before the commencement of each class, a break of 10 minutes minimum should be allowed for athletes to walk the course.

### Starting and Finishing Lines

The starting and finishing lines may not be more than 15m or less than 6 m from the first and last obstacle. These two lines must each be marked with an entirely red flag on the right and an entirely white flag on the left.

### Time of the Round

The time of the round is the time taken by an athlete to complete the round, plus time corrections. After the bell has been rung to signal permission to start, the athlete should cross the starting line within a 45 seconds countdown, after which his time will start. The athlete must not start before the signal has been given. It extends to the moment that the mounted athlete crosses the finishing line having jumped the last obstacle. Both these lines must be crossed in the direction indicated on the plan.

### Time Faults

- The length of the course and the speed demanded determine the time allowed.
- Completing the course in less than the time allowed is not rewarded, but exceeding the time allowed is penalised by 0.4 for each second or part of a second in excess of the time allowed up to the time limit which is twice the time allowed.
- Exceeding the time limit results in elimination.

### Time Corrections

#### Knock-down with Disobedience

**1.1** If as a result of a disobedience, an athlete displaces or knocks down an obstacle, the bell is rung. The clock is stopped until the obstacle has been rebuilt. The athlete will be penalised for a refusal and 6 seconds will be added to the time taken by the athlete to complete his test.

**1.2** If an athlete displaces or knocks down one of the elements of a combination and refuses or runs out at one of the subsequent elements, the bell is rung. The clock will be stopped as for an obstacle knocked down following a disobedience. The penalties for the disobedience and the addition of 6 seconds must be applied.

#### Knock- down & Fall - Falls at all levels incurs elimination.

#### Reasons for Elimination - Jumping

#### Statutory elimination by the Showjumping Judge:

- jumping or attempting to jump an obstacle in the arena before the start of the test;
- starting before the signal is given and jumping the first obstacle of the course;
- a horse resisting for 45 consecutive seconds during the test

##### *Resistance includes:*

- taking more than 45 seconds to jump a single obstacle or the first part of a combination and resistance continuously for 45 seconds during the test);
- omitting to cross the starting line and/or finishing line between the flags;
- jumping an obstacle that does not form part of the course during the test;
- omitting to jump an obstacle of the course;
- jumping an obstacle in the wrong order;
- jumping an obstacle in the wrong direction;
- jumping or attempting to jump an obstacle after an interruption without waiting for the bell;
- not jumping all the fences in a combination again after a disobedience;
- not crossing the finishing line mounted before leaving the arena;
- a loose horse leaving the arena before the end of the Test, including before starting, provided the arena is correctly closed in accordance with the rules;
- accepting, while mounted, any object whatsoever during the test, except headgear and/or spectacles;

- error of course not rectified;
- competing with improper saddlery, or with a whip exceeding 75 cm;
- exceeding the time limit;
- second runout or refusal (\*\*\*/\*\*/\* events);

- third runout or refusal (EvA105 and below events);
- failure to re-attempt an obstacle after a run-out or refusal;
- first fall of rider
- first fall of horse

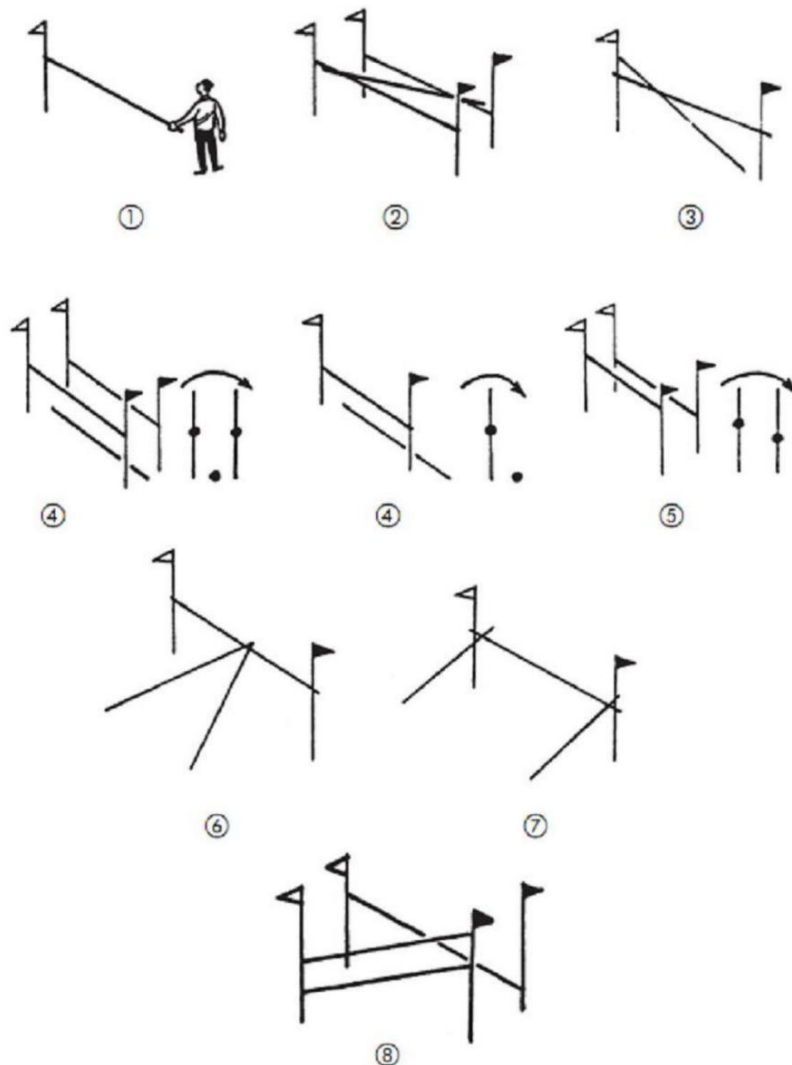
**Discretionary elimination by the Showjumping Judge:**

- not entering the arena when the athlete's number is called;
- entering the arena unmounted or leaving the arena unmounted;
- all unauthorised assistance;
- not stopping when the bell is rung during the test;
- jumping or attempting to jump an obstacle without headgear or with an
- unfastened retention harness.

**Prohibited Practice Jumping Fences**



1. Held by hand
2. Neither end of cross pole supported by standard cup or fitting
3. Top end of sloping pole higher than horizontal pole.
4. Pole on ground forming false ground line.
5. Front element higher than rear element.
6. Neither end of sloping poles supported by standard cup or fitting
7. Top end of sloping poles higher than horizontal pole and not supported by standard cup or fitting.
8. Alternate sloping poles (e.g. St Andrews Cross)



## Annex D Medical Services

### Recommendations for Medical Services at FEI Competitions

#### Medical Services Coverage at FEI Competitions

This document Annex outlines the medical service coverage to be implemented by Organising Committees (OCs) of FEI Eventing Events. It must be read in conjunction with the "Guidelines for the Medical Coverage at Events" available on the FEI website.

Note: This Annex is considered as recommendation for 2 years before mandatory implementation. Feedback from NFs and OCs from events in the next year will be reviewed by the Eventing and Medical Committee.

#### I. MEDICAL SERVICES REQUIREMENTS APPLICABLE THROUGHOUT THE EVENT

##### 1. Chief Medical Officer (CMO)(\*)

###### 1.1 Role

The CMO is appointed well in advance of the event and works closely with the Organizing Committee when planning for event medical coverage and participate in the preparation of the Serious Incident Management Plan (SIMP) for the event.

At Championships where, the CMO will arrange a meeting for the international team doctors and medical personnel in order to Familiarise them with the venue and available medical resources provide the necessary contact information to access the medical services.

###### 1.2 Qualifications

The CMO does not have to be a physician, but is suitably experienced in the planning of medical coverage for equestrian events and has knowledge of the available local emergency medical resources and applicable local regulations.

##### 2. First aid for spectators and workforce

First aide services for spectators and workforce must be provided in compliance with the locally applicable legislation and guidelines and following consultation with the CMO and local emergency medical service personnel.

##### 3. On-site medical personnel

On-site medical personnel as detailed below must be available during the hours of competition and training periods.

They must be able to cover all riding and competition areas, stables, and on-site accommodations.

<b><u>AVAILABILITY</u></b>	<b><u>MEDICAL PERSONNEL</u></b>	<b><u>NUMBERS</u></b>	<b><u>QUALIFICATIONS</u></b>
<b>Cross-Country test:</b> At least 1(*)	Advanced Medical Response Team	At least: 2	At least: 1 member with the minimum necessary skills and experience to: <ul style="list-style-type: none"> <li>i. perform advanced airway management, preferably with rapid sequence anaesthesia, intubation and rescue airway techniques;</li> <li>ii. decompress a tension</li> </ul>

## Annex D Medical Services

			<p>pneumothorax;</p> <p>iii. insert intravenous and intraosseous lines to administer fluids and analgesia; and,</p> <p>iv. apply pelvic binders, cervical collars and place suitable splints for fractures;</p> <p>v. perform procedural sedation to allow rapid and humane limb reduction, splintage, extraction and transport.</p>
<b>Dressage, Jumping and Cross Country tests:</b> At least 1	Standard Medical Response Teams	Minimum: 1 Ideally: 2	Training in immediate care and appropriate equipment for airway support, wound, bleeding and fracture management.
<b>At all times</b>	Ambulance or equivalent(**) for the transportation of injured or sick athletes to an appropriate treatment facility		<ul style="list-style-type: none"> <li>- For events, ambulances should contain equipment for advanced airway support including oxygen, treatment of pneumothorax, intravenous access and fluids, management of cervical spine and other back injuries, long bone fractures.</li> <li>- The ambulance personnel must be adequately trained to use all such equipment.</li> </ul>

**Note:** (\*) These are new requirements.

(\*\*) Ambulances are medically equipped vehicles designed to transport an injured or sick patient to an appropriate medical treatment facility.

In countries where stationing ambulances at an event is not permitted by the law, a plan must be in place in order to enable a similar rapid evacuation service

### 4. Medical personnel access to the venue

All medical personnel with their emergency equipment and transport must have credentials and access to the entire venue at all times, including the stable area and finish during the competition.

They must be familiar prior to the competition with all access routes to the competition areas and anticipate alternatives in the event of inclement weather conditions which may necessitate the use of all-terrain vehicles for transport to ensure rapid evacuation.

Reliable radios must be available to ensure coordination with competition officials.

## 5. Radio & telephone communications

- Radio communications must be made available throughout the entire competition, to alert the on-site emergency medical providers
- A telephone line or cell phone must be reserved for immediate communication with the designated local emergency medical service and emergency hospital for additional needed resources or notification of transport from the event site.

## II. MEDICAL SERVICES REQUIREMENTS APPLICABLE DURING COMPETITION TIME (INCLUDING DESIGNATED WARM-UP TIMES)

### 1. Medical response - DRESSAGE and JUMPING tests

MINIMUM REQUIREMENT		
Medical personnel type	Response time	Logistical considerations
1 x Standard Medical Response Team available on site	Strongly recommended: maximum 3 minutes (***) from notification of accident	Should have an immediate access to any part of the competition arena and warm up areas.
+		
<b>Additional medical personnel required for adequate coverage</b>		
As pre-determined by the CMO and OC depending on the layout and number of arenas		
+		
<b>If possible: ambulance or equivalent arrangement (see table II.3 for details) for:</b>		
<ul style="list-style-type: none"> <li>- Treatment of minor ailments</li> <li>- Observation and initial treatment of serious injuries or illness</li> <li>- Transportation to appropriate facilities.</li> </ul>		

### 2. Medical response – CROSS COUNTRY test

MINIMUM REQUIREMENT		
Medical personnel type	Response time	Logistical considerations
1 x Advanced Medical Response Team available at all times on site	Strongly recommended: maximum 5 minutes (***) from notification of accident	Capability of rapid deployment to any part of the course (including warm-up area) and all obstacles on the cross country course
+		
<b>Additional medical personnel required for adequate coverage</b>		
As pre-determined by the CMO and OC depending on the layout of the Cross Country		

courses and the accessibility of the site.

+

**If possible: ambulance or equivalent arrangement (see table II.3 for details) for:**

- Treatment of minor ailments
- Observation and initial treatment of serious injuries or illness
- Transportation to appropriate facilities.

Note: (\*\*\*) The timing are new requirements.

### 3.1 Evacuation of injured athletes from the field of play

Provisions should be clearly established before the start of the competition for intermediate transport of any injured athletes off the field of play to the transport ambulance.

Possible adverse transport conditions due to weather conditions should be anticipated. This may include all wheel drive transport options which will require pre-positioning at the direction of the CMO and on-site medical providers.

### 3.2 Plan for the transportation of injured athletes to hospital

- In determining the number of ambulances, the CMO and OC should consider the distance to the nearest trauma hospital in case an ambulance has to leave the competition site, making sure that another appropriately equipped ambulance is still readily available to cover the competition. Otherwise the competition must be delayed until a replacement ambulance is on-site.
- Rapid routes for access and departure must be prepared in advance and safeguarded during the competition for the expeditious transfer of the seriously injured to an appropriate medical facility. This should also include pre-determined plans for access and egress for jumps that are deemed potentially high risk.
- Depending on the access to the site and the distance to a trauma hospital (greater than 60 minutes by land transport), helicopter evacuation should be strongly considered for seriously injured riders at the discretion of on-site medical personnel. A suitable landing zone should be identified and secured in advance for the medical evacuation helicopter. This information should be relayed by the CMO to the appropriate medical evacuation helicopter service in advance of the competition.

## III. MANDATORY MEDICAL ASSESSMENT AFTER A FALL

If an Athlete falls at a Competition, he will not be allowed to continue without a medical assessment by on-site medical personnel, even if the Athlete has no obvious injury. Please see applicable FEI rules if a rider refuses medical evaluation which will result in immediate elimination for the remainder of the competition

**Article 523.3** All Athletes that have had a fall during training on the Competition site or in Competition must be examined by the Official Medical Officer before they either take part in another test, Competition or leave the venue. The Athlete is fully responsible for ensuring that this examination takes place.

**Article 527.1.d:** Any Athlete who leaves the venue after a fall without submitting to the examination required under this Article will automatically be issued an Eventing Recorded Warning for incorrect behaviour, which will be delivered to his or her National Federation.

## ~~1 Medical Attendance at Event~~

~~The on-site provision of medical care must be available during the hours of the Competition and must include the training areas, stables and on-site accommodation.~~

~~First aid must also be provided for spectators during the hours of Competition.~~

~~A qualified physician with Advanced Trauma Life Support certification ("ATLS"), a paramedic with Pre-Hospital Trauma Life Support (PHTLS) or International Trauma Life Support ("ITLS") certification, or a nurse with Trauma Nurse Core Curriculum ("TNCC") or the equivalent of any of the above in the country in which the Event takes place (hereinafter a "Pre-Hospital Trauma Care Specialist") must have credentials allowing access to the entire facility at all times including the stable area and finish area during Competition.~~

## ~~2 Chief Medical Officer~~

~~A Chief Medical Officer, suitably experienced and with local knowledge must be appointed well in advance, to act in liaison with the Organising Committee and the emergency services for the adequate provision of medical resources.~~

~~A meeting of medical officers or delegates should be held at the Cross Country venue to familiarise them with the Event plan and services available by the host physicians or the Pre-Hospital Trauma Care Specialist in case of emergency.~~

~~A list of phone numbers of medical officers for each team should be obtained at every Competition.~~

~~For teams with no physician, the physiotherapist, or trainer, or lay person designated as a contact in the Event of a medical emergency should give a contact phone number to the host physicians or the Pre-Hospital Trauma Care Specialist.~~

## ~~3 Cross Country and Jumping Test~~

~~During the Cross Country and Jumping Test, a fully equipped Pre-Hospital Trauma Care Specialist with trauma and resuscitation skills must be available on-site and must have the capability of rapid deployment to any part of the arena or course in adverse conditions.~~

~~Radio communication must be made available to alert the emergency services and a telephone line or cell phone must be reserved for immediate communication with the designated accident and emergency hospital.~~

~~The Cross Country Test will require Pre-Hospital Trauma Care Specialist. The required number will depend on the layout of the courses and the accessibility of the site. However, there must be at least one Pre-Hospital Trauma Care Specialist present throughout all the tests.~~

~~A Medical Centre or ambulance should be established on-site during Competition hours for the treatment of minor ailments and for the observation and initial treatment of serious injuries or illness.~~

~~Rapid routes for access and departure must be prepared and safeguarded for the expeditious transfer of the seriously injured to the hospital.~~

~~Depending on the access to the site and the distance to hospital, helicopter evacuation may be required. A suitable landing area should be provided for the helicopter ambulance.~~

~~If an Athlete falls at a Competition, he will not be allowed to continue without a medical assessment, even if the Athlete has no obvious injury. Frustrated Athletes who fall and then refuse medical attention create an issue for the host medical service providers.~~

~~Athletes have the right to refuse treatment, but not the right to compete with injuries that may be undetected.~~

## **EA Annex D.1 EA ~~CNE~~/CCN Medical and Veterinary Services**

(These requirements will be reviewed at least annually)

### **1. MEDICAL COVERAGE AND PLANNING**

- Emergency vehicles must be able to access all parts of the venue.
- Organising committees must arrange appropriate communication tools for all key officials, paramedics and medical response teams.
- Local and State emergency services must be advised of the location and time of the event and co-ordinates of a suitable landing place should air evacuation be required at any time. The "Emergency Plus App" is an easy way to establish this when on site.
- Medical planning should take into account geographical considerations (i.e size, layout and terrain) as well as the number of competitors and programming.
- Planning should take into account an optimum response time to any incident is 3 minutes.

### **2) Dressage Test**

- A first aid service must be present at all times.

### **3) Cross Country Tests**

- An ambulance (or other properly equipped response vehicle) with a team of two or more qualified personnel ('**Response Team**') MUST be present for the cross-country test and must be capable of rapid response to all areas of the venue.
- If this cannot be achieved, the XC competition must be **suspended** ~~halted~~.
- This Response Team must include a minimum of two people - and include one provider who has the minimum skills and experience to:-
  1. ~~Secure the airway. At a minimum with laryngeal mask airway (LMA) or similar~~
  2. ~~Decompress a chest with either purpose made long decompression cannula OR thoracostomy/chest tube;-~~
  3. ~~Apply quality pelvic binder (SAM splint or T-pod or equivalent) and C-collar;-~~
  4. ~~Insert IV and give crystalloid-~~
  5. ~~Apply suitable splints to fractures~~

**Refer to EA-HSMS-MED-Medical Provider Pre-event Audit V1.2 - Personnel (1.2a)** have received current trauma training having performed the following procedures and assessed as being competent in:

**1.Chest Decompression (Thoracostomy)**

**2.Advanced Airway Management (minimum LMA/i-Gel)**

**3.Pelvic Immobilisation (SAM splint, T-pod) & C-collar**

**4.Intra-venous Cannulation**

**5.Fluid Replacement**

**6.Splinting & management of orthopaedic fractures Inc. traction splint for fractured femur.**

- Depending on the size and layout of the venue and competition schedule, more than one Response Team may be required to ensure rapid response is achievable to all areas of the venue.
- A representative of the Response Team must either attend the cross-country officials meeting or be separately briefed by the TD before the cross-country competition commences.
- The TD (or another Official or OC member) must also familiarise the Response Team with all aspects of the venue/courses including all vehicle access routes and suitable evacuation points including air evacuation.

- Members of the response team may not compete at the event unless a suitably qualified back up is available for the period they are competing, the back- up has been briefed on the outcomes of the XC officials meeting and there is a formal handover process.



### When arranging the Response Team, the Organising Committee must:-

Request that the medical services provider certifies that the Response Team supplied has the skills and experience to carry out the procedures outlined in (1) - (5) (6) inclusive above.

Request that the medical services provider certifies that the Response Team supplied will be sufficiently equipped with the items specified in EA-HSMS-MED-Medical Provider Pre-event Audit V1.2 Form 07 EA D1 Attachment A and that these items be in optimal working order, calibrated and current as required.

Request that the medical services provider completes EA-HSMS-MED-Medical Provider Pre-Event Checklist and Service Agreement Ver1.2 Form 06 provides proof of insurance and training/qualifications.

#### 4) Jumping Test

• A General Duties Paramedic or doctor (plus a first aider to make a team of two) is sufficient when the jumping phase is standalone

A Registered Paramedic or Doctor (plus a first aider to make a team of 2) is sufficient when the jumping phase is standalone

#### 5) Concurrent XC and Jumping Tests

• 2 teams are recommended when XC and SJ are running concurrently unless co-located and OC's event schedule allows time for the XC to halt when there is an SJ incident.

• If there are two teams the SJ team may be comprised of a single paramedic.

• The XC must be halted if the response team is unable to respond to an incident on XC due to attendance at an SJ incident or for any other reason.

a) 2 teams are recommended when XC and SJ are running concurrently unless co-located and OC's event schedule allows time for the XC to halt when there is an SJ incident.

b) If there are 2 teams the SJ team may be comprised of a single paramedic.

c) XC must STOP if the response team is unable to respond to an incident on XC due to attendance at an SJ incident or for any other reason.

### 2. VETERINARY

• A Veterinary Surgeon must be present during the jumping and cross-country tests.

• A Veterinary Surgeon must be available on call for the duration of the event.

• The EA Branch or its representative (e.g. the Technical Delegate) may vary these requirements in exceptional circumstances.

• Should there be no Veterinary Surgeon present, all athletes should be informed before they compete.

• *Destruction of Severely Injured Horses* - If a horse is so severely injured that on humanitarian grounds it ought to be destroyed, the following procedure will apply:

• If the owner or his authorised representative is present, his agreement will first be obtained by the official Veterinary Surgeon.

• If the owner or his representative is not available, the Technical Delegate, acting on the advice of the official Veterinary Surgeon, may order the destruction of the horse.

### 3. Athlete Fitness & Medical card

To ensure that vital information is available to first aid or medical personnel in case of emergency, athletes must comply with the following:

a) Providing a valid contact information is mandatory for all Athletes – the telephone number of an accompanying person/next-of-kin must be provided to the Event Secretariat upon arrival (OC and medical officer to ensure all information has been received before the Cross-Country)

b) Declaration of medical condition – Athletes with medical conditions that may be relevant in the case of a medical emergency are responsible, at every Event when riding, for wearing a medical data carrier\* from a system provider able to communicate information in English. Alternatively (and at the minimum) a medical armband of good quality can be used. Athletes who choose to wear an armband should download and fill in the form available for this purpose on EA's website.

*\* Medical data carrier (also called medical identification tag): small emblem or tag worn on a bracelet, neck chain, or on the clothing, intended to alert paramedics/physicians/first responders that the wearer has an important medical condition.*

Conditions that are relevant include recent head injury, serious past injuries/surgeries, chronic health problems such as diabetes, long term medications and allergies. If in doubt, the Athlete should discuss this with their own treating physician.

### **Examination after a fall - Medical Fitness**

If there is any doubt in regard to fitness to compete the Ground Jury or Technical Delegate may eliminate the athlete at its discretion. A veterinarian and/or an Official Medical Officer as appropriate should examine all horses and athletes that have a fall during training or competition before they either take part in another test, event or leave the competition site.

### **4) Concussion Protocol**

- a) Upon recognition of suspected concussion, the athlete will be removed from competition.
- b) If there is a medical practitioner on site at the competition, the athlete should be appropriately assessed, and the decision made whether the athlete has suffered concussion or not. If there is no medical practitioner on site of the competition, the athlete should be assumed to have concussion and the provisions of paragraph c) or d) will apply depending
- c) In the case of adults (age 19 years and over)
- d) The athlete **MUST** follow the Return to Sport Protocol as per Diagram 1 of the Concussion in Sport Australia position statement  
[https://concussioninsport.gov.au/\\_data/assets/pdf\\_file/0005/683501/February\\_2019\\_-\\_Concussion\\_Position\\_Statement\\_AC.pdf](https://concussioninsport.gov.au/_data/assets/pdf_file/0005/683501/February_2019_-_Concussion_Position_Statement_AC.pdf)
  - The athlete will be suspended from competition for at least six days from the concussion incident (and potentially longer, depending on the duration of symptoms)
  - The athlete will be suspended from competition until cleared to return by a medical practitioner
- In the case of children (aged 18 years and under)
- The athlete **MUST** follow the Return to Sport Protocol as per Diagram 2 of the Concussion in Sport Australia position statement  
[https://concussioninsport.gov.au/\\_data/assets/pdf\\_file/0005/683501/February\\_2019\\_-\\_Concussion\\_Position\\_Statement\\_AC.pdf](https://concussioninsport.gov.au/_data/assets/pdf_file/0005/683501/February_2019_-_Concussion_Position_Statement_AC.pdf)
  - The athlete will be suspended from competition for at least 14 days from the concussion incident (and potentially longer, depending on the duration of symptoms)
  - The athlete will be suspended from competition until cleared to return by a medical practitioner
- The responsibility for complying with suspensions and following Return to Sport Protocols rests entirely with the athlete
- Officials will advise [NSO@equestrian.org.au](mailto:NSO@equestrian.org.au) the National Safety Officer and at [reporting@equestrian.org.au](mailto:reporting@equestrian.org.au) of the concussion occurring and a record of the concussion WILL be kept centrally.

### **5. Control of Medication of Horses and Athletes**

The Control of Medication of Horses must be conducted in accordance with the FEI General Regulations and FEI Veterinary Regulations, and the Equestrian Australia National Medication Control Policy and EADMC Rules.

The Control of Medication of Athletes must be conducted in accordance with the FEI General Regulations Article 145, the Australian Sports Doping Agency (ASDA) and the World Anti-Doping Agency (WADA).

Athletes are responsible for knowing what constitutes an anti-doping violation and the substances and methods which have been included on the prohibited list.

Athletes may be required to complete and submit a Therapeutic Use Exemption (TUE) application before participating in events. Some substances included in the list of prohibited substances are used to treat medical conditions frequently encountered. For these substances, no TUE is required, instead a Declaration of Use (DoU) must be submitted by the athlete.

## 6. Paperwork

Every rider having a fall/**injury/illness** anywhere on the grounds must be checked by a **Medical Service Provider** before riding another horse or leaving the venue.

The Medical Service Provider must be complete the EA-HSMS-MED-Incident-Referral Report V1.3 Form 08 –Refer to **EA D1 Attachment C**

**OCs/TDs must also record all relevant fall/injury details in the TDs post-event report.** ~~a form which contains the following minimum information:-~~

- ~~• Event name and date~~
- ~~• Rider name~~
- ~~• Rider number~~
- ~~• Class~~
- ~~• Description of Fall~~
- ~~• History~~
- ~~• Observations/Examination~~
- ~~• Assessment~~
- ~~• Plan~~
- ~~• Decision re — fit to continue to ride in competition — yes/no~~
- ~~• Concussion suspected — yes/no~~
- ~~• Medical officer attending details~~

## 7. FENCE JUDGES

- OCs and officials must carefully select suitable volunteer fence judges on difficult fences (i.e water fences) and must ensure that all volunteer fence judges are appropriately briefed with how to respond in the event of a serious incident (including how to use the radio).
- For 2/3/4/5\* events, fence judges must be over 16 years of age.
- Organising committees must make reasonable efforts to ensure all the fence judges have viewed the Critical Incident video:

<https://www.youtube.com/watch?v=Hk5VdoAxJzQ&feature=youtu.be>

**EA D1 Attachment A****~~Equipment required when cross country phase is taking place.~~****~~The Response Team must carry, and be capable of using, the following equipment and medications:~~**

- ~~• Scoop stretcher~~
- ~~• Defibrillator~~
- ~~• Laryngoscopes (adult and children sizes)~~
- ~~• Torch Oxygen and oxygen tubing~~
- ~~• Nasal cannulae~~
- ~~• Range of masks and Guedels airways including paediatric sizes~~
- ~~• Surgical airway kit (scalpel, bougies)~~
- ~~• **NOTE: May not be within the response team's competence to use but carried as a contingency**~~
- ~~• Laryngeal mask airways (adult and children's sizes) or equivalent~~
- ~~• Cuffed endotracheal tubes (adult and children's sizes)~~
- ~~• **NOTE: May not be within the response team's competence to use but carried as a contingency**~~
- ~~• Portable suction kit~~
- ~~• Thoracostomy Kit~~
- ~~• Nellcor Easy Cap CO2 detector~~
- ~~• Space blanket~~
- ~~• Stethoscope~~
- ~~• Blood pressure measuring device~~
- ~~• Pulse Oximeter~~
- ~~• Disposable gloves~~
- ~~• Scissors~~
- ~~• IV Cannulae (size 16G, 18G, 20G)~~
- ~~• Syringes (3ml, 5ml, 10ml)~~
- ~~• Needles (19G, 21G, 23G, drawing up)~~
- ~~• 5ml saline flush~~

- ~~IV giving set and extension set~~
- ~~Hartmann's solution 500ml x4~~
- ~~Compressible trauma bandage~~
- ~~Large combines~~
- ~~Multiple large and small dressings~~
- ~~Adhesive tape~~
- ~~Mouldable or inflatable splints for limbs~~
- ~~Pelvic splint~~
- ~~Cervical collar 3 sizes or adjustable~~
- ~~SOF-T tourniquet or equivalent~~
- ~~Sterile gauze and saline~~

1.1 ~~**Medications**~~ Medication to be carried as allowed by applicable State and Federal Laws and Regulations

### EA D1 Attachment A

*This document is to be completed by any Medical Service Provider engaged for any endorsed EA event. Part A: Accompanies Form 06*

Part A: to be completed PRIOR to the day of the event

Item	1. Medical Personnel Requirements	Yes	No	If No provide further comments
1.1	Personnel are representatives of the organisation and covered by their relevant scope of practice insurances.			
1.2a	Personnel are registered with AHPRA with no relevant conditions and/or limitations or restrictions to practice. Must be either Medical Practitioner (Doctor) or person with the skills to perform (1.4) or assist			
1.2b	Optional: Other Additional Medical Support are registered with AHPRA with no relevant conditions and/or limitations or restrictions to practice. E.g. Registered or Enrolled Nurse			
1.3	Personnel (1.2.a) are NOT performing any other role associated with the event e.g. organiser, participant or competing			
1.4	<p>Personnel (1.2.a) have received current trauma training having performed the following procedures and assessed as being competent in:</p> <ul style="list-style-type: none"> <li>• Chest Decompression (Thoracostomy)</li> <li>• Advanced Airway Management (minimum LMA/i-Gel)</li> <li>• Pelvic Immobilisation (SAM splint, T-pod) &amp; C-collar</li> <li>• Intra-venous Cannulation</li> <li>• Fluid Replacement</li> <li>• Splinting &amp; management of orthopaedic fractures Inc. traction splint for fractured femur.</li> </ul>			

1.5	Personnel (1.2a) have received the mandated list of equipment prior to the event.			
	<b>2.Event Configuration Requirements:</b>			
2.1	<u>General:</u> Minimum 2 x personnel configured as 1 Medical Team, with 1 x personnel having the skill set listed in (1.2a)			
2.2	<u>Jumping Test:</u> A Registered Paramedic or Doctor (plus a first aider to make a team of 2) is sufficient when the jumping phase is standalone			
2.3	<u>Concurrent XC and Jumping Tests:</u> a) 2 teams are recommended when XC and SJ are running concurrently unless co-located and OC's event schedule allows time for the XC to halt when there is an SJ incident. b) If there are 2 teams the SJ team may be comprised of a single paramedic. c) XC must STOP if the response team is unable to respond to an incident on XC due to attendance at an SJ incident or for any other reason.			

**Part A: to be completed PRIOR to the day of the event**

Other Notes / Comments:

---



---



---



---



---



---

Medical Provider Representative Name: \_\_\_\_\_ Signature: \_\_\_\_\_ Date: \_\_\_\_/\_\_\_\_/\_\_\_\_

-----Office Use Only-----

Item	Completed	Further Actions (Yes / No)
EA-HSMS-MED-Form 7 Part A: Date Received	/ /	
Received by OC or Representative:	Yes / No	Name: _____ Signature: _____ Date: ____/____/____

**Part B. To be completed on or prior to the day of the event relevant to the listed requirements.**

Item	3. Medical Personnel Requirements	Yes	No	If NO provide further comments
3.1a	Minimal of 1 x Personnel has attended (Inc. virtual or by phone) any pre-briefing where the event 'Serious Incident Management Plan' is discussed.			
3.1b	All other Personnel have been advised of event 'Serious Incident Management Plan', know and understand critical response procedures.			
3.2	Personnel have checked <u>all</u> equipment a minimum of 90 minutes prior to the commencement of the event			
3.3	Personnel are located in a position to respond to a patient <u>within 3 minutes</u> or less during a Jumping test or during a Cross Country test.			
Item	4. Capabilities Audit	Yes	No	If NO provide further comments
4.1	Copy of 'Event Serious Incident Management Plan'			
4.2	All Personnel reviewed copy of Event Serious Incident Management Plan', traffic management, access and egress locations			
4.3	Vehicle/s capable of accessing all areas of event venue.			
4.4	When a 4-wheel drive vehicle is used, the driver is to have the required licencing to operate this vehicle			
4.5	Sufficient vehicles to access in optimum time of 3 minutes and vehicles appropriately located			
4.6	Have local external emergency services been advised as per event protocol of access/egress points, GPS co-ordinates and nearest cross-streets.			
Item	5. Capabilities Equipment Audit (All equipment present, calibrated/certified as required & in full working order Pre-Event)	Yes	No	If NO provide further comments
	<b>5.1 General Equipment</b>			
5.1.1	Stretcher (Scoop with straps)			
5.1.2	Torch (Including spare batteries)			
5.1.3	Oxygen cylinder/s			
5.1.4	Defibrillator			
5.1.5	Trauma shears			

5.1.6	Disposable Gloves			
5.1.7	Vomit Bags			
5.1.8	Space Blanket			
5.1.9	Scissors			
	<b>5.2 Monitoring Equipment</b>	<b>Yes</b>	<b>No</b>	<b>If NO provide further comments</b>
5.2.1	Stethoscope			
5.2.2	Blood pressure cuff			
5.2.3	Pulse Oximeter			
	<b>5.3 Airway Management</b>	<b>Yes</b>	<b>No</b>	<b>If NO provide further comments</b>
5.3.1	Laryngoscopes (adult and children sizes) MAC 1-4			
5.3.2	NPA: Naso Pharyngeal airway (Paediatric 2, 2.5) and (adult 5,6,7)			
5.3.3	OPA: Oropharyngeal airway (Paediatric and Adult)			
5.3.4	LMA: Laryngeal mask / Igel (Paediatric and Adult)			
5.3.5	ETT: Endotracheal tubes cuffed			
5.3.6	Bag valve mask: Adult and Paediatric			
5.3.7	Portable Suction Kit			
5.3.8	Nasal cannula			
5.3.9	Oxygen tubing			
	<b>5.4 Surgical Intervention</b>	<b>Yes</b>	<b>No</b>	<b>If NO provide further comments</b>
5.4.1	Surgical airway kit			
5.4.2	Thoracostomy kit			
	<b>5.5 Circulation</b>	<b>Yes</b>	<b>No</b>	<b>If NO provide further comments</b>
5.5.1	Soft t-wide tourniquet or equivalent			
5.5.2	Trauma dressing large and small (compressible)			
5.5.3	Non-stick dressing			
5.5.4	Various bandages			
5.5.5	IV access (16g, 18g, 20g)			
5.5.6	IV adhesive dressing			
5.5.7	Adhesive tape, micropore and coban			
	<b>5.6 Immobilisation</b>	<b>Yes</b>	<b>No</b>	<b>If NO provide further comments</b>
5.6.1	Pelvic splint			

5.6.2	Cardboard, mouldable or inflatable splints			
5.6.3	Traction splint			
	<b>5.7 Fluids</b> (within expiry periods)	<b>Yes</b>	<b>No</b>	<b>If NO provide further comments</b>
5.7.1	2 Litres IV Crystalloid Fluids			

Other Notes / Comments:

---

---

---

---

---

---

---

---

Medical Provider Representative Name: \_\_\_\_\_ Signature: \_\_\_\_\_ Date: \_\_\_\_/\_\_\_\_/\_\_\_\_

-----Office Use Only-----

Item	Completed	Further Actions (Yes / No)
EA-HSMS-MED-Form 7 Part B: Date Received	/ /	
Received by OC or Representative:	Yes / No	Name: _____ Signature: _____ Date: ____/____/____

## **~~EA D1 Attachment B~~**

### **~~Medical Services—Request for Quotation~~**

~~From: (OC Address and Contact details)~~

~~-~~

~~To: (Medical Provider address and contact details)~~

~~-~~

~~We wish to obtain a proposal for the provision of the following services.~~

~~XC Response team:~~

~~Days Required..... Hours required.....~~

~~• An ambulance (or other properly equipped response vehicle) with a team of two or more qualified personnel ('Response Team') that must be capable of rapid response to all areas of the venue.~~

~~• This Response Team must include a minimum of two people and include one provider who has the minimum skills and experience to:-~~

~~1. Secure the airway. At a minimum with LMA or similar~~

~~2. Decompress a chest with either purpose made long decompression cannula OR thoracostomy/chest tube~~

~~3. Apply quality pelvic binder (SAM splint or T pod or equivalent) and C collar;~~

~~4. Insert IV and give crystalloid~~

~~5. Apply suitable splints to fractures~~

~~-~~

~~Further this team should include the equipment specified (or alternative) in the declaration of compliance~~

~~-~~

~~General Duties Paramedics and suitably equipped vehicle~~

~~-~~

~~Days Required..... Hours required.....~~

~~First Aid Service~~

~~-~~

~~Days Required..... Hours required.....~~

~~-~~

~~In completing your proposal please include the attached declaration regarding the XC response team.~~

~~Proof of insurance and training/qualifications will be required.~~

# EA-HSMS-MED-Medical Provider Pre-Event Checklist & Service Agreement

## EA-HSMS-MED-Form 6

I declare that I am authorised to make this declaration of compliance on behalf of-  
(insert name of medical services provider)-.

I declare that the quotation offered includes and the services provided will comply with-  
the areas of competency and equipment below. I further declare that the equipment-  
provided will be checked to be in working order that personnel have requisite-  
qualifications and training and that provider has appropriate insurance( proof of-  
insurance, qualifications and training available on request)

<u>—</u>	<u>Capabilities</u>	<u>Yes</u>	<u>No</u>	<u>Comment</u>
<u>—</u>	<u>Vehicle capable of accessing all parts of venue</u>	<u>—</u>	<u>—</u>	<u>—</u>
<u>—</u>	<u>Team includes minimum of two people</u>	<u>—</u>	<u>—</u>	<u>—</u>
<u>—</u>	<u>Skills and experience provided as below:-</u>	<u>—</u>	<u>—</u>	<u>—</u>
<u>1</u>	<u>Secure the airway. At a minimum with LMA or similar</u>	<u>—</u>	<u>—</u>	<u>—</u>
<u>2</u>	<u>Decompress a chest with either purpose made long decompression cannula OR thoracostomy/chest tube;</u>	<u>—</u>	<u>—</u>	<u>—</u>
<u>3</u>	<u>Apply quality pelvic binder (SAM splint or T pod or equivalent) and C collar</u>	<u>—</u>	<u>—</u>	<u>—</u>
<u>4</u>	<u>Insert IV and give crystalloid</u>	<u>—</u>	<u>—</u>	<u>—</u>
<u>5</u>	<u>Apply suitable splints to fractures</u>	<u>—</u>	<u>—</u>	<u>—</u>

<u>Item</u>	<u>Yes</u>	<u>No</u>	<u>Alternative offered</u>
<u>-Scoop stretcher-</u>	<u>—</u>	<u>—</u>	<u>—</u>
<u>-Defibrillator-</u>	<u>—</u>	<u>—</u>	<u>—</u>
<u>-Laryngoscopes (adult and children sizes)-</u>	<u>—</u>	<u>—</u>	<u>—</u>
<u>-Torch Oxygen and oxygen tubing-</u>	<u>—</u>	<u>—</u>	<u>—</u>
<u>-Nasal cannulae-</u>	<u>—</u>	<u>—</u>	<u>—</u>
<u>-Range of masks and Guedels airways including paediatric sizes-</u>	<u>—</u>	<u>—</u>	<u>—</u>
<u>-Surgical airway kit (scalpel, bougies) <b>NOTE: May not be within the response teams competence to use but carried as a contingency</b></u>	<u>—</u>	<u>—</u>	<u>—</u>
<u>-Laryngeal masks (adult and children's sizes) or equivalent</u>	<u>—</u>	<u>—</u>	<u>—</u>
<u>-Cuffed endotracheal tubes (adult and children's sizes) <b>NOTE: May not be within the response teams competence to use but carried as a contingency</b></u>	<u>—</u>	<u>—</u>	<u>—</u>

**EA-HSMS-MED-Medical Provider Pre-Event Checklist & Service Agreement**  
EA-HSMS-MED-Form 6

<del>Portable suction kit</del>	-	-	-
<del>Thoracostomy Kit</del>	-	-	-
<del>Nellcor Easy Cap CO2 detector</del>	-	-	-
<del>-</del>	-	-	-
<del>Space blanket</del>	-	-	-
<del>Stethoscope</del>	-	-	-
<del>Blood pressure measuring device</del>	-	-	-
<del>Pulse Oximeter</del>	-	-	-
<del>Disposable gloves</del>	-	-	-
<del>-</del>	-	-	-
<del>Scissors</del>	-	-	-
<del>IV Cannulae (size 16G, 18G, 20G)</del>	-	-	-
<del>Syringes (3ml, 5ml, 10ml)</del>	-	-	-
<del>Needles (19G, 21G, 23G, drawing up)</del>	-	-	-
<del>5ml saline flush</del>	-	-	-
<del>IV giving set and extension set</del>	-	-	-
<del>Hartmann's solution 500ml x4</del>	-	-	-
<del>-</del>	-	-	-
<del>-</del>	-	-	-
<del>Compressible trauma bandage</del>	-	-	-
<del>Large combines</del>	-	-	-
<del>Multiple large and small dressings</del>	-	-	-
<del>Adhesive tape</del>	-	-	-
<del>Mouldable or inflatable splints for limbs</del>	-	-	-
<del>Pelvic splint</del>	-	-	-
<del>Cervical collar — 3 sizes or adjustable</del>	-	-	-
<del>SOF-T tourniquet</del>	-	-	-
<del>Sterile gauze and saline</del>	-	-	-
<del>-</del>			

Name .....

Position.....

Date.....

Signature.....

## EA D1 Attachment B

### **Medical Provider Checklist & Service Agreement**

*This document outlines the agreed services to be provided by a Medical Service Provider and is to be agreed and approved by the Event Organising Committee (OC). All sections of this agreement are to be completed prior to the commencement of any endorsed Equestrian Australia event.*

Service Provider:	Contact person:
Address:	Contact No:
Event Name:	Event Dates:

### **Part A. To be completed by Medical Provider (Checklist)**

#### **Medical Service Provider Documents (copies to be provided to OC)**

- ☐ Signed Copy of Service Agreement — copy provided to event OC —
- ☐ Professional Indemnity Insurance Certificate of Currency (Service Provider name, Policy Number, Period of Cover, Liability 20 Million)
- ☐ Workers Compensation Certificate of Currency (current)
- ☐ List of medical staff attending the event, including the relevant skills as outlined in the EA-HSMS-MED-Medical Provider Pre-event Audit Form 07 and mobile contact details

#### **Other Current Documents (copies available on request)**

- ☐ AHPRA Registration and/or Skills Certifications of all attending Medical Personnel
- ☐ Medical response vehicle registration (current)
- ☐ Medical staff motor vehicle licenced to operate a four-wheel-drive vehicle (if applicable)
- ☐ Equipment certifications/calibrations (current)

#### **Event Operations (to be provided to the OC prior to the event)**

- ☐ Quotation of Medical Service provision for the equestrian event (attached to this service agreement)
- ☐ Before the event complete EA-HSMS-MED-Medical Provider Pre-event Audit Eventing Form 07
- ☐ Agree to work collaboratively with the designated Event Medical Co-ordinator (when available)
- ☐ Agree to complete in conjunction with the nominated Event Medical Co-ordinator, an Event Medical Services Summary Report within 24hours following the completion of the equestrian event



**EA-HSMS-MED-Medical Provider Pre-Event Checklist & Service Agreement**  
EA-HSMS-MED-Form 6

- ☐ A medical event action plan (e.g. SIMP) is to be forwarded to the nearest Ambulance or external medical provider prior to the commencement of the event.
- ☐ The medical event action plan (e.g. SIMP) is to include event (location) GPS co-ordinates, address and nearest cross streets and access locations, to be discussed with OC prior to commencement of event.

Medical Provider Representative Name: \_\_\_\_\_ Date: \_\_\_\_/\_\_\_\_/\_\_\_\_

Title: \_\_\_\_\_ Signature: \_\_\_\_\_

**Part B. To be completed by Medical Provider (Service Agreement)**

The following is a service agreement including the terms and conditions for a Medical Provider to be engaged by an OC.

I/We, \_\_\_\_\_ (Medical Provider Name),

warrant and declare the Medical Provider will:

- a) Complete Part A of this Service Agreement and provide or have available for inspection on request all relevant documents, plans and processes if/as requested by the OC.
- b) Complete all pre-event and post-event documentation and summary report within the required timeframe
- c) Agrees to indemnify \_\_\_\_\_ (OC and Equestrian Australia) from and against all claims, demands, actions, losses and costs arising from or in relation to (i) any breach of any representation or warranty contained in this service agreement and (ii) any breach of any other obligation or duty this service agreement or under applicable law.
- d) Where equivalent items are supplied in place of a listed Item (EA-HSMS-MED-Medical Provider Pre-event Audit Eventing Form 07) these items are to have the same purpose and effect as the named and listed item.

A quotation for the provision of Medical Services is attached including service rates of payment, a list of suitably skilled and qualified service providers as outlined in (EA-HSMS-MED-Medical Provider Pre-Event Audit Eventing Form 07), and any foreseen alterations or variances that may be applicable to this service agreement.

Medical Provider Representative Name: \_\_\_\_\_ Date: \_\_\_\_/\_\_\_\_/\_\_\_\_

Title: \_\_\_\_\_ Signature: \_\_\_\_\_

**EA-HSMS-MED-Medical Provider Pre-Event Checklist & Service Agreement**  
EA-HSMS-MED-Form 6

-----Office Use Only-----

Item	Completed	Further Actions
EA-HSMS-MED-Form 6 Date Received		
Part A Documents Reviewed:	Yes / No	
Part B Completed and Signed:	Yes / No	
Quotation Received:	Yes / No	
EA-HSMS-MED-Form 7 Date Received		

OC/Other Representative: \_\_\_\_\_(Name) Date:\_\_\_\_/\_\_\_\_/\_\_\_\_

Signature: \_\_\_\_\_



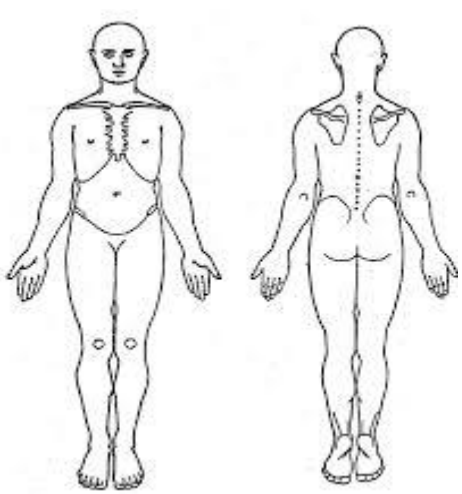
## EA D1 Attachment C

Event Name:	State:	Date:	/ /	Time:	am/pm
Athlete Name:		DOB:	/ /	Age:	Gender: M / F / NB
Athlete No:		Discipline:			

Injury/Illness Severity: ☐ **NO** Apparent Inj/Ill ☐ **YES** > ☐ Minor Inj/Ill ☐ Serious Inj/Ill ☐ Critical ☐ Concussion  
☐ Fatality

Brief description of incident: \_\_\_\_\_  
 \_\_\_\_\_  
 \_\_\_\_\_

a) ☐ Mounted > b) Speed: ☐ Stationary ☐ Walk ☐ Trot ☐ Canter ☐ Gallop c) ☐ Un-mounted  
 d) Helmet: ☐ Yes ☐ No ☐ N/A e) Helmet Damaged: ☐ Yes ☐ No ☐ N/A f) Body Protector: ☐ Yes ☐ No ☐ N/A f) Air Vest Activated: ☐ Yes  
☐ No ☐ N/A

Medical History:		Medications:		Allergies:	
Observations /Examination:		Treatment Provided:			
					
Time:	B P	H R	R R	S P O 2	G C S
Medical Clearance Return to Ride <input type="checkbox"/> Yes <input type="checkbox"/> No requires		<input type="checkbox"/> Observation or <input type="checkbox"/> Hospital T/F > <input type="checkbox"/> Amb <input type="checkbox"/> Car > Treatment Plan/Discharge Advice:			
Concussion card issued <input type="checkbox"/> Yes <input type="checkbox"/> No		Concussion protocols advised <input type="checkbox"/> Yes <input type="checkbox"/> No			
Athlete Mob: _____ Email: _____		Athlete/Support Personnel Signature: _____			
Other documents provided/attached:					
Name: _____		Signature: _____			
Qualification (if applicable): _____		Mob: _____ Email: _____			
Copy to a) OC/TD/Coach & b) <a href="mailto:reporting@equestrian.org.au">reporting@equestrian.org.au</a>		Received by _____ Date: / /			
c) Medical Provider Email: _____					

## **Annex E Organising Requirements for Eventing 5 star Level Events**

Five star level Events are believed to be the pinnacle of the sport representing Eventing on the world stage and as such it is felt that there should be some guidelines for potential OCs to ensure that the image of the sport and the presentation of the Event are of the highest possible quality.

The FEI will only recognise a few Events at this level and this recognition will be subject to some strict criteria.

### **Application process:**

- a) Before being awarded an Event of five star level status the Organising Committee must have run, at the venue, a lower level international Eventing Competition of at least Four star level, and demonstrated the ability to stage an Event of the highest level.
- b) Application from the host National Federation to the FEI to stage a five star level Event must to be accompanied by a proposal including detailed information about the venue (access, facilities, etc) and the suitability of the footing, the Organising Committee, the financial viability (including proposed levels of sponsorship income), budget and cash-flow, local accommodation availability, and proposed level of prize money.
- c) The Organising Committee must have a proven track record of success. A business plan must be presented as well as a motivation letter on the reasons to transfer to the CC15\* category.
- d) Details in regard to the Organising Committees Broadcast strategy must be provided as well as expressions of interest in regard to Broadcast coverage and live streaming.
- e) The venue needs to be approved by an FEI appointed Delegate, who will visit the proposed Event at the OC's/National Federation's expense.
- f) The National Federation will be responsible for supporting the application and overseeing the success of the Event, and a representative of the National Federation must be included in the Board of the Organising Committee.
- g) The proposal must include the proposed Course Designer who must be an Eventing Level 3 Course Designer. The Course Designer in question must support the proposal and endorse that the venue is suitable for the Five star level.
- h) The Event has to be approved by the FEI Eventing Committee who reserve the right to ask for as much information as is considered necessary. The FEI Eventing Committee also reserves all rights to not accept the five star denomination request of any Organiser.
- i) Dates must fit in to the overall Eventing calendar, not clash with any major Event/Championship and be consistent from year to year in order to allow the other Events to position themselves in consequence.
- j) Applications shall be sent to the FEI at the latest by July the year preceding the Event applied for.

### **Requirements:**

- k) Minimum level of prize money: €125'000 for 2020 and 2021, € 150'000 by 2022.
- l) Mandatory CCTV for public, Athletes, owners and the Ground Jury and for safety reasons.
- m) An all-weather dressage arena is strongly recommended.
- n) It is strongly encouraged that the OC appoints a Course Advisor, in consultation with the FEI and the Course Designer in charge.

### **Technical Standards:**

- o) 5\* Dressage and Show Jumping  
11-12 minutes Cross Country / 6270-6840 m / 40-45 efforts  
5\* Fence heights and fence technical standards

- p) Risk Management: the fall rate at 5\*Events to be included in the evaluation (100%) to be set. Cross Country penalties rate if higher or lower than the set benchmark to be analysed with OC and Course Designer.
- q) Spectator & athlete experience: to be defined
- r) Organising Committee to appoint President of Ground Jury and Technical Delegate for 5 star events in consultation with the FEI.

**Yearly Review:**

- s) A review committee composed of representatives of the FEI Eventing Committee, FEI Delegate and the FEI Secretary General will assess existing five star level Events on a yearly basis. Should any Event not fulfil requirements it will be possible to re-evaluate the star level.
- t) Risk Management: Yearly review (fall rate) of all 5\* Events to be conducted.
- u) All Events will be reviewed on yearly basis.



## **Annex F Athlete Representative**

### **1 Appointment of Athlete Representative**

Prior to the Athletes' first opportunity to inspect the Cross Country course every Organising Committee of an international Event must appoint an Athlete Representative from among the Athletes taking part in the Competition having first obtained that Athlete's consent.

This Athlete Representative has the task of acting as a channel of communication between the Athletes and the Officials on any matter directly connected with the Event without in any way removing the right of any Athlete to speak to the Organising Committee, Technical Delegate, Ground Jury, or Course Designer. The name of this Athlete must be notified to the Athletes at the briefing if one is held or posted prominently on the Event notice board if no briefing takes place.

### **2 Athletes Briefing**

The usual Athletes briefing on routine matters to do with last minute changes due to meteorological conditions, ground, etc must still take place on the evening before the Cross Country Test.

## **Annex G FEI Badges for Honour**

Badges of Honour will be awarded to Athletes who complete Olympic Games and World Championships to the following scale:

- h) A Gold Badge for three completions.
- i) A Silver Badge for two completions.
- j) A Bronze Badge for one completion.



## **Annex H Rules for Eventing Pony Rider & Events**

Pony Rider Competitions are an important element in the development of equestrian sport in certain regions of the world. The Eventing Rules apply for the Eventing Pony Competitions except where otherwise provided in this annex. Pony rules have been integrated in the overall Eventing rules in regard to entries, participation, Officials appointment etc, according to the Long Format (CCI) 2 star Competition and championship.

### **1 International Pony Events and Qualification**

#### **1.1 Pony Competitions**

Events limited to Pony competitors are designated with a "P" level 1 or 2: "L-Long" or "S-Short". These events are only reserved for pony riders according to age limitation.

- a) CCIP1 - Introductory level
- b) CCIP2 - Experienced level

The Pony European Championship will be held at the CCIP2 star level.

#### **1.2 Qualifications**

Pony Riders and ponies must be certified by their national federation as qualified to compete at the required level.

For Championships, Pony Riders and Ponies must have obtained as a combination a Minimum Eligibility result at a CCIP2-L **or S**, CCI2\*-Long or Short.

### **2 Pony Measurement**

Provisions in Veterinary Regulations apply.

### **3 Saddlery**

Exercise Areas Article 539.1 applies except that hackamore, curb and double bridle are not allowed. Dressage Test " Article 539.2 applies except that curb and double bridle are not allowed (only snaffle bits). Cross-country and Jumping Tests - Article 539.3 applies except that curb, double bridle, hackamores and bit less bridle are not allowed. (See reference in FAQ Tack, Equipment and Dress on Eventing Rules page published on FEI Website).

- a) Pelham is allowed for XC and Jumping.
- b) A Pelham is not considered a Curb bit if it has a mouthpiece ring and a ring at the top and bottom of the bit.
- c) Pelham must be on a single rein (with a connecting piece from the mouthpiece ring to the bottom ring) – double reins not allowed.
- d) Pelham can be used with curb chain or leather strap.

### **4 Dressage Test**

2014 CCIP1-L Test to apply for Eventing Dressage for Pony Events (CCIP1-L or S)

CCI2\* B Test to apply for Eventing Dressage for Pony Events (CCIP2-L or S)

CCI2\* B Test to apply for Eventing Dressage for Pony Championships

## 5 Cross-country Test

### 5.1 Types of Obstacles

- Bull finches are not allowed.
- Bounce fences (combination of upright obstacles with no stride) are allowed but must not be into water and must be of an appropriate distance, and degree of difficulty, for ponies and Pony Riders.
- The drop on the landing side of an obstacle, or of those obstacles that are jumped as a ski jump, may never exceed 1.45m. The number of such obstacles is limited to two. The number of drop fences less than 1.45m is left to the discretion of the Technical Delegate.

Table below to be replaced by the following:

Cross Country Obstacle – maximum - dimensions

	<b>Pony P1</b>	<b>Pony P2</b>
Fixed	1,00 m	1,05m
Brush	1,20m	1,25m
Top Spread	1,20m	1,30m
Base Spread	1,70m	1,90m
Without height	2,00m	2.50m
Drop	1,35m	1,45m

Cross Country Distances – Speeds – Jumping efforts (as per 2014 Rules)

Level	Distance		Efforts		Speed m/min		Meters/Effort	
	Min	Max	Min	Max	Min	Max	Min	Max
<b>CCIP1</b>	2300	3000	20	25	450	500	100	120
<b>CCIP2</b>	2700	3700	25	30	500	520	100	120

For Pony Championships the distance and speed should be the maximum allowed.

Jumping Obstacle Dimensions – Distances – Speed - Efforts

	<b>CCIP1</b>	<b>CCIP2</b>
Height	1,05m	1,10m
Oxer Spread	1,20m	1,25m
Triple Bar Spread	1,40m	1,50m
Distance	Max 500m	Max 500 m
Speed	350 m/min	350 m/min
Max Obstacles/efforts	10-11/13	10-11/14

## Annex I Indoor / Arena Cross Country Rules

### 1 Rules for National and International competitions

FEI Rules apply to all Eventing Classes held within or in direct relation with, OR shortly before or after a FEI International Jumping/Dressage Event. The following minimum requirements are to be implemented by ALL OCs organising this type of competition to manage and limit risk at these events.

NFs/OCs have two (2) options for the organisation of Indoor/Arena Eventing competitions:

1. Apply to the FEI to organise this class as an International competition with inclusion in the FEI Calendar using the competition code *CIX-Arena*. The competition schedule to be submitted to the FEI for approval (specific form available).
- Or
2. Organise the competition under National rules under the responsibility of the National Federation to enforce the below compulsory minimum requirements.

The following minimum requirements are mandatory:

1. **Qualification of Athletes:** Competition open **only** to A, B and C FEI categorised Athletes (to ensure all Athletes have adequate experience)
2. **Qualification of Horses:** minimum 7 years old and having 1 MER in CCI-3\* minimum
3. **Level of competition:** maximum (current) 3\* star level obstacles with speed related to the size of the arena.
4. **Competition Format:**
  - Optimum time if competition runs over fixed obstacles
  - Against the clock: **ONLY** with knockable fences or hedges (min. 1/3 of the height of the obstacle)
  - Two phases:
    - 1<sup>st</sup> phase: fixed obstacles possible, Table A format not against the clock
    - 2<sup>nd</sup> phase: knockable fences, Table A against the clock
5. **FEI Officials:** One experienced FEI Eventing Course Designer or FEI Eventing Technical Delegate

### 2 Prizemoney & expenses

At the discretion of the Organising Committee, however the principle of this Competition is a demonstration class and should not be considered a high level Competition

### 3 The FEI Eventing Rules for Horse Welfare / Risk management

FEI Rules in regards to Dangerous Riding, sanctions etc, apply.

### 4 Promotion of Eventing as Discipline

**Commentators:** it is recommended that commentators with experience in Eventing are involved during the competition to explain Eventing, video clips are available for big screen to show the "real sport" (outdoor, 3 disciplines etc).

## **Annex J. EA Combined Training**

### **CT1. COMPOSITION**

The dressage and jumping tests which make up a Combined Training competition must be taken in that order.

### **CT2. CLASSIFICATION**

The same horse and rider must complete both tests and elimination from one test involves elimination from the whole competition.

If equality exists, the classification is decided by the best dressage score.

If equality still exists, the closest to optimum time (under the time set) in the jumping test determines the result.

### **CT3. JUDGES**

There must be at least one Dressage Judge drawn from the EA Official List and one Jumping Judge from the EA Panel.

### **CT4. CLASSES**

Classes may be conducted at any level – Three Star, Two Star etc.

### **CT5. QUALIFICATIONS**

The eligibility of both horse and rider are governed by the EA Minimum Eligibility Requirements for Eventing.

## **SECTION 1 - DRESSAGE**

### **CT6. RULES**

The dressage test is judged under EA Rules, including Rules 35 – 39 above, except where modified below.

### **CT7. TESTS**

Tests are as for the relevant Official Event level.

No callers are allowed.

### **CT8. SCORING**

As for Official Events.

### **CT9. MARKING SHEETS**

The judges' marking sheets may be given to athletes at the end of the dressage test.

### **CT10. SADDLERY & DRESS**

As for National Eventing Rules. Whips are not allowed in the Dressage phase.

## **SECTION 2 - JUMPING**

### **CT11. RULES**

The jumping test consists of one round of the course judged under FEI Rules, Table A, except where modified below.

There is no jump-off.

### **CT12. COURSE**

As per Jumping for CCN

# ANNEX K EA OFFICIALS ACCREDITATION

## Requirements to attain and maintain Eventing Judge accreditation

Eventing Judge	Upgrade Initial Requirements	Upgrade Theory Requirements	Upgrade Practical Requirements	To Maintain Accreditation
FEI Level 3	Refer to FEI promotion and maintenance requirements Candidates need to be a current EA Level C Judge to be eligible for promotion to FEI Level 3			
FEI Level 2	Refer to FEI promotion and maintenance requirements Candidates need to be a current EA Level 3 or D Judge to be eligible for promotion to FEI Level 2			
	FEI Level 1 Course Candidates need to be a current EA Level 2 or E Judge to be eligible to attend a FEI Level 1 Eventing Course			
Level 3 National  Competition Level CCN4* S/L	<ul style="list-style-type: none"> <li>Be a current EA D Level Dressage Judge.</li> </ul>	<ul style="list-style-type: none"> <li>Attended an EA Dressage Judges D Level Medium Seminar</li> <li>EA Dressage D Level Written Paper Pass Mark 80%</li> <li>Be Conversant with Current EA Eventing Rules</li> <li>Complete Eventing TD/CD ORBT exam 80% pass mark</li> <li>Complete Eventing Judge ORBT 90% pass mark</li> <li>Attend EA Eventing Officials course for TD/CD with a positive assessment previous 3 years</li> </ul>	<ul style="list-style-type: none"> <li>Assessed Shadow Judge - Minimum 4 entire EA Medium competitors to be judged. - Minimum number of horses in each competition 6 <del>- Minimum number of horses to be judges</del> (more is recommended)</li> <li>Sit in at least two separate EA competitions with a different Mentor/JE</li> <li>Judge an entire EA Medium competition minimum number of horses 15</li> </ul>	<ul style="list-style-type: none"> <li>Attend an EA Eventing Officials Update Clinic/Course every 3 years and other stipulated reaccréditation requirements set by EA.</li> </ul>
Level 2 National  Competition Level CCN3*S/L CCN2*S/L CCN1*S/L	<ul style="list-style-type: none"> <li>Be a current EA E/F Level Dressage Judge</li> </ul>	<ul style="list-style-type: none"> <li>Attend an EA State Based E/F Level Dressage Judges Seminar</li> <li>Complete E/F written paper with 80% pass mark</li> <li>Attend EA Eventing Officials Course for TD/CD with a positive assessment previous 3 years</li> <li>Candidates are encouraged to attend XC course walks</li> </ul>	<ul style="list-style-type: none"> <li>Assessed Shadow Judge - Minimum 30 horses at EA Novice/Elementary Level Dressage or Eventing competition</li> <li>Minimum number competitions to be judge is 3</li> <li>Minimum number of horses to be judges in each competition is 10</li> <li>Sit in at least two separate competitions with a different Mentor/JE</li> <li>Judge an entire competition Novice/Elementary minimum number of horses 15</li> </ul>	<ul style="list-style-type: none"> <li>Attend an EA Eventing Officials Update Clinic/Course every 3 years and other stipulated reaccréditation requirements set by EA.</li> </ul>
Level 1 National  Competition Level EvA95 EvA80 EvA60 EvA45 Maybe side Judge for CCN1*	<ul style="list-style-type: none"> <li>Be a current EA member</li> <li>Be a current EA G Level Dressage Judge</li> </ul>	<ul style="list-style-type: none"> <li>Attend an EA State Based G Level Dressage Judges Seminar</li> <li>Complete G Level ORBT with 90% pass mark</li> <li>Attend EA Eventing Officials Course for TD/CD with a positive assessment previous 3 years</li> <li>Candidates are encouraged to attend EA Dressage/ Eventing Seminars</li> </ul>	<ul style="list-style-type: none"> <li>Mentored and Positive Sit in with a Judge Mentor/JE at an EA Official Dressage or Eventing competition.</li> <li>Shadow Judge 1 whole class with a minimum 10 horse at Prelim Level</li> <li>Shadow Judge 1 whole class with a minimum 10 horse at Novice Level</li> </ul>	<ul style="list-style-type: none"> <li>Attend an EA Eventing Officials Update Clinic/Course every 3 years and other stipulated reaccréditation requirements set by EA.</li> </ul>
Preliminary	<ul style="list-style-type: none"> <li>Interest in Judging or</li> <li>Interest/Rider in Dressage/Eventing or</li> </ul>	<ul style="list-style-type: none"> <li>Have a current copy of EA Rules for Eventing and Dressage</li> </ul>	<ul style="list-style-type: none"> <li>Pencil for EA Dressage Judges at Dressage or Eventing competitions CCN/CCI</li> <li>Attend A Dressage Judges Introductory workshop</li> <li>Attend an EA Eventing Officials</li> </ul>	<ul style="list-style-type: none"> <li>None</li> </ul>

## Annex K EA Officials Accreditation

	• Coach		Course	
		•	•	•

In exceptional circumstances these requirements may be varied by application to EA and the approval of the EAEC

### Requirements to attain and maintain Eventing Course Designer accreditation

Course Designer	Upgrade Initial Requirements	Upgrade Theory Requirements	Upgrade Practical Requirements	To Maintain Accreditation
FEI Level 3	Refer to FEI promotion and maintenance requirements			
FEI Level 2	Refer to FEI promotion and maintenance requirements Candidates need to be current EA Level 3 Course Designer to be eligible to attend a FEI Level 2 course.			
	FEI Level 1 Course Candidates must be a current EA Level 2 Course Designer to be eligible to attend a FEI Level 1 course			
Level 3 + National  Competition Level CCN4*/S/L	<ul style="list-style-type: none"> <li>Be a registered EA Level 3 Eventing Course Designer.</li> </ul>	<ul style="list-style-type: none"> <li>Attend FEI Level 2 Eventing Officials Course with a positive assessment previous 3 years</li> </ul>	<ul style="list-style-type: none"> <li>Mentored and assisted at a minimum of 2 x CCN4* by a FEI Level 3 CD/TD with a positive assessment in the last 2 years</li> </ul>	<ul style="list-style-type: none"> <li>Attend an EA Eventing Officials Update Clinic/Course every 3 years and other stipulated reaccreditation requirements set by EA.</li> <li>Have acted as a CD or assistant CD at least 2 events in the last 2-3 years.</li> <li>Have been assistant to a FEI Level 3 CD or higher, at 1 event with a positive assessment in the previous 3 years.</li> </ul>
Level 3 National  Competition Level CCN4-3*-S/L	<ul style="list-style-type: none"> <li>Be a registered EA Level 2 Eventing Course Designer.</li> <li>Regularly officiated min of 4-2 events at 1*, 2* and 3* level as a CD over 2 years</li> <li>Attend a EA approved 2-day show jumping course design clinic with a positive assessment.</li> <li>Approval from EAEC Plus a minimum of two-one of the following: — be a Level 2 National CD — Assistant CD 2 x CCN4-3* over 2 years at different venues. — Be and FEI 3*/4* Level 3 eventing Judge or TD</li> </ul>	<ul style="list-style-type: none"> <li>Attend FEI Level 1 Eventing Officials Course with a positive assessment previous 3 years</li> <li>Complete Eventing TD/CD ORBT exam 90% pass mark</li> </ul>	<ul style="list-style-type: none"> <li>Mentored and assisted at a minimum of 2 x CCN4-3* by an FEI Level 3 CD/TD with positive assessment in the last 2 years</li> </ul>	<ul style="list-style-type: none"> <li>Attend an EA Eventing Officials Update Clinic/Course every 3 years and other stipulated reaccreditation requirements set by EA.</li> <li>Have acted as a CD or assistant CD at least 2 events in the last 2-3 years.</li> <li>Have been assistant to a FEI Level 3 CD or higher, at 1 event with a positive assessment in the previous 3 years.</li> </ul>
Level 2 National  Competition Level CCN3*/S/L CCN2*/S/L CCN1*/S/L	<ul style="list-style-type: none"> <li>Be a registered EA Level 1 Eventing Course Designer.</li> <li>Endorsement from the respective EA State Branch Eventing Committee</li> <li>Plus a minimum of two of the following of which one must include the Course Design component: — CD at least 1 x EvA80 and 1 x EvA95 and 1 x CCN1*-S over 2 years — Assisted as a CD at 2* and 3* and 4* minimum 2 events over 2 years at different venues. — Be a registered EA Level 2 or higher Eventing or General Coach — Proof of having ridden at CCN4* or higher</li> </ul>	<ul style="list-style-type: none"> <li>EA Eventing Officials Course</li> <li>Attend EA Eventing Officials Course for TD/CD with a positive assessment previous 3 years</li> <li>Complete Eventing TD/CD ORBT exam 90% pass mark</li> </ul>	<ul style="list-style-type: none"> <li>Acted as CD or Assistant CD at 3 events in the last 2 years.</li> <li>Mentored and positive assessment 2 x CCN3-2* or above events by an EA Level 3 CD/TD or higher in the last 2 years</li> </ul>	<ul style="list-style-type: none"> <li>Attend an EA Eventing Officials Update Clinic/Course every 3 years and other stipulated reaccreditation requirements set by EA.</li> <li>Have acted as a CD or assistant CD at least 2-4 events in the last 2-3 years.</li> <li>Have been assistant to a National Level 3 CD or higher, at 1 event with a positive assessment in the previous 3 years.</li> </ul>

## Annex K EA Officials Accreditation

<p><b>Level 1 National</b></p> <p>Competition Level EvA95 EvA80</p>	<ul style="list-style-type: none"> <li>• Be a current EA member</li> <li>• Plus a minimum of one of the following: <ul style="list-style-type: none"> <li>— Ridden at CNC/CCN3* or higher</li> <li>— Be a registered EA Level 1 or higher, General or Level 2 or higher Eventing Coach</li> <li>— Be a registered EA Level 1 or higher Eventing Judge or TD</li> <li>— Hold proof of shadowing a CD at five EA events</li> </ul> </li> </ul>	<ul style="list-style-type: none"> <li>• EA Eventing-Officials-Course</li> <li>• Attend EA Eventing Officials Course for TD/CD with a positive assessment previous 3 years</li> <li>• Complete Eventing TD/CD ORBT exam 90% pass mark</li> </ul>	<ul style="list-style-type: none"> <li>• Mentored and Positive assessment at a minimum of EvA95 x 2 by an EA Level 2 CD or higher. <b>If CCN4* rider</b></li> <li>• Plus 2 events as an assistant CD if not. <b>In the last 2 years</b> <b>If current or prior CCN4* rider</b> Mentored and Positive assessment by an EA Level 2 CD/TD or higher at a minimum of: 2 x EvA95 1 x CCN1*-S</li> <li><b>If not a current or prior CCN4* rider</b> As above plus 2 extra events as an assistant CD at any level EvA95 or above</li> </ul>	<ul style="list-style-type: none"> <li>• Attend an Officials Update Clinic/Course every 3 years and other stipulated reaccreditation requirements set by EA.</li> <li>• Have acted as a CD or assistant CD at least 2 4 events in the last 2 3 years.</li> <li>• Have been assistant to a National Level 3 CD or higher, at 1 event with a positive assessment in the previous 3 years.</li> </ul>
Preliminary	<ul style="list-style-type: none"> <li>• Interest in Course Design</li> </ul>	<ul style="list-style-type: none"> <li>• Have a current copy of EA Rules for Eventing</li> </ul>	<ul style="list-style-type: none"> <li>• Assisting CD's</li> </ul>	<ul style="list-style-type: none"> <li>• None</li> </ul>

In exceptional circumstances these requirements may be varied by application to EA and the approval of the EAEC

## Requirements to attain and maintain Eventing Technical Delegate accreditation

TD Level	Upgrade Initial Requirements	Upgrade Theory Requirements	Upgrade Practical Requirements	To Maintain Accreditation
FEI Level 3	Refer to FEI promotion and maintenance requirements			
FEI Level 2	Refer to FEI promotion and maintenance requirements Candidates need to be current EA Level 3 Technical Delegate to be eligible to attend a FEI Level 2 course.			
	FEI Level 1 Course Candidates must be a current EA Level 2 Technical Delegate to be eligible to attend a FEI Level 1 course			
Level 3 National  CCN4*S/L	<ul style="list-style-type: none"> <li>Be a registered EA Level 2 Eventing Technical Delegate.</li> <li>Regularly officiated min of 3 events at 1*, 2* level as a TD over 2 years</li> <li>Approval from EAEC</li> </ul> Plus a minimum of two of the following: <ul style="list-style-type: none"> <li>Officiated as a TD at 1 x CCX2* and 1 x CCX3*</li> <li>Assistant TD 3 x CCX3* over 2 years</li> <li>Be and FEI 3*/4* Level 3 eventing Judge or CD</li> </ul> <b>Note TD/Asst TD experience must include 1 x CCI2/3*-L</b>	<ul style="list-style-type: none"> <li>Attend FEI Level 1 Eventing Officials Course with a positive assessment previous 3 years</li> <li>Open-book-exam</li> <li>Complete Eventing TD/CD ORBT exam 90% pass mark</li> </ul>	<ul style="list-style-type: none"> <li>Mentored at a minimum of 2 x CCN4* by an FEI Level 3 TD with positive assessment in the last 2 years</li> </ul>	<ul style="list-style-type: none"> <li>Attend an EA Eventing Officials Update Clinic/Course every 3 years and other stipulated reaccreditation requirements set by EA.</li> <li>Have acted as TD or Assistant TD at a least 2 events in the last 2 years.</li> <li>Have been mentored one event by an FEI level 3 TD in the last 3 years with a positive assessment</li> </ul>
Level 2 National  Competition Level CCN3*S/L CCN2*S/L CCN1*S/L	<ul style="list-style-type: none"> <li>Be a registered EA Level 1 Eventing Technical Delegate.</li> <li>Endorsement from the respective EA State Branch Eventing Committee</li> </ul> Plus a minimum of two of the following: <ul style="list-style-type: none"> <li>TD at least 1 x EvA80 and 1 x EvA95 over 2 years.</li> <li>Been XC Control 1 x CCN1* or higher</li> <li>Be a registered EA Level 2 or higher Eventing or General Coach</li> <li>Proof of having ridden at CCN3* or higher</li> </ul>	<ul style="list-style-type: none"> <li><del>EA-Eventing-Officials-Course</del></li> <li>Attend EA Eventing Officials Course for TD/CD with a positive assessment previous 3 years</li> <li>Open-book-exam</li> <li>Complete Eventing TD/CD ORBT exam 90% pass mark</li> </ul>	<ul style="list-style-type: none"> <li>Acted as TD or Assistant TD at 3 events in the last 2 years.</li> <li>Mentored with a positive assessment by an EA Level 3 TD or higher at two CCN2* or above events in the last 2 years</li> </ul>	<ul style="list-style-type: none"> <li>Attend an EA Eventing Officials Update Clinic/Course every 3 years and other stipulated reaccreditation requirements set by EA.</li> <li>Have acted as a TD or Assistant TD at least 2 events in the last 2 years.</li> <li>Have been mentored at one event by a National Level 3 TD or higher with a positive assessment in last 3 years</li> </ul>
Level 1 National  Competition Level EvA95 EvA80	<ul style="list-style-type: none"> <li>Be a EA member</li> </ul> Plus a minimum of one of the following: <ul style="list-style-type: none"> <li>Ridden at CNC/CCN 3* or higher</li> <li>Be a registered EA Level 1 or higher, General or Level 2 or higher Eventing Coach</li> <li>Be a registered EA Level 1 or higher Eventing Judge or CD</li> <li>Hold proof of shadowing a TD at five EA events</li> </ul>	<ul style="list-style-type: none"> <li><del>EA-Eventing-Officials-Course</del></li> <li>Attend EA Eventing Officials Course for TD/CD with a positive assessment previous 3 years</li> <li>Open-book-exam</li> <li>Complete Eventing TD/CD ORBT exam 90% pass mark</li> </ul>	<ul style="list-style-type: none"> <li><del>Mentored and Positive assessment at a minimum of EvA95 - x 2 by an EA Level 2 TD or higher. -If CCI4* rider</del></li> <li><del>Plus 2 events as an assistant TD if not.</del></li> <li>In the last 2 years If current or prior CCN4* rider</li> <li>Mentored and Positive assessment by an EA Level 2 TD or higher at a minimum of: 2 x EvA95</li> <li>If not a current or prior CCN4* rider               <ul style="list-style-type: none"> <li>As above plus 2 extra events as an assistant TD at any level</li> </ul> </li> </ul>	<ul style="list-style-type: none"> <li>Attend an EA Eventing Officials Update Clinic/Course every 3 years and other stipulated reaccreditation requirements set by EA.</li> <li>Have acted as a TD or Assistant TD at least 2 events in the last 2 years.</li> <li>Have been mentored at one event by a National Level 3 TD or higher with a positive assessment in last 3 years</li> </ul>



## Annex K EA Officials Accreditation

			EvA95 or above	
Introductory	• Interest in Eventing	• Have a current copy of EA Rules for Eventing	• Assisting TD's	• None

In exceptional circumstances these requirements may be varied by application to EA and the approval of the EAEC

## Annex L EA Leaderboard and Rankings

In all Official Events, including those confined to Juniors, points may be awarded to horses according to their placings and the number of starters in the class, for the benefit of leader board and other rankings.

### ~~CNC-CCN~~ One Day Events / ~~CIC-CCIs~~ (International One Day Events)

Place	Starter	CC1*-S	CC2*-S	CC3*-S	CC4*-S
1		3	6	12	18
2		2	5	10	15
3	Up to	1	4	8	12
4	11 -14	1	3	6	9
5	15 - 18		2	4	6
6	19 - 22		1	2	3
7	23 - 26				
8	27 - 30				
9	31 - 34				
10	35 - 38				

### Three Day Events

Place	Starter	CC1*-L	CC2*-L	CC3*-L	CC4*-L	CC5*-L
1		8	15	24	40	50
2		6	13	20	36	45
3	Up to	4	11	16	32	40
4	11 -14	2	9	12	28	35
5	15-18		8	10	24	30
6	19-22		6	8	20	25
7	23-26		5	6	16	20
8	27-30		4	4	14	18
9	31-34				12	16
10	35-38				10	14
11	39-42				8	12
12	43-46				6	10

#### **NOTES:**

- Points will be awarded according to the scale of starters.
- For Official Events outside Australia, the same points will be awarded for the appropriate class in Australia.
- The competitor is responsible forwarding results from Events outside Australia to their EA state branch.
- For a CCIO, points will be awarded as for a 5\* Three Day Event, with the addition of an extra 5 points.

# Annex M Yellow Warning Cards and Concussion Cards

## FEI Yellow Warning Card


<p><b>YELLOW WARNING CARD</b></p> <p>Event _____</p> <p>Date _____</p> <p>Person Responsible (art. 118.3, GRs):</p> <p>Name _____</p> <p>FEI ID _____</p> <p><b>OFFENCE</b> (please tick one)  <small>FEI General Regulations (GRs), 24th edition, 1 January 2020, updates effective 1 January 2021 and FEI Eventing Rules, 25th edition effective 1 January 2020, updates effective 1 January 2021</small></p> <p><input type="checkbox"/> <b>Abuse of Horse</b>  <small>GRs Art. 142 &amp; 164.3 and/or Eventing Rules Art. 526 &amp; 527 (please specify)</small></p> <p><input type="checkbox"/> <b>Incorrect behaviour</b>  <small>GRs Art. 169.6.3</small></p> <p><input type="checkbox"/> <b>Non-Compliance with Protective Headgear Rules</b>  <small>GRs Art. 140</small></p> <p><input type="checkbox"/> <b>Non-Compliance with applicable Sport Rules</b> (specify)  <small>GRs Art. 169.7</small></p> <p><input type="checkbox"/> <b>Blood on Horse</b>  <small>Eventing Rules Art. 527</small></p> <p>Signature of Official _____</p> <p>Signature of Person Responsible _____</p>	<p><b>YELLOW WARNING CARD</b></p> <p><b>Extract of Art. 164.3, FEI General Regulations (GRs)</b>  <small>24th edition, 1 January 2020, updates 1 January 2021</small></p> <p><b>164.3 Yellow Warning Card</b></p> <p>(a) A Yellow Warning Card may be issued to a Person Responsible by the President of the Ground Jury, the Chief Steward or the Technical Delegate during the Period of the Event for the following offences:</p> <ul style="list-style-type: none"> <li>• Abuse of Horse</li> <li>• Incorrect Behaviour by the Person Responsible and/or Incorrect Behaviour by a member of their entourage. For the purpose of this article, the term "entourage" shall mean the Person Responsible's parent, spouse or partner, family member, coach, trainer, groom, crew or other person directly connected with the Person Responsible and includes the owner(s) of the Person Responsible's Horse.</li> <li>• Non-compliance with applicable Sport Rules</li> <li>• Non-compliance with Protective Headgear Rules</li> </ul> <p>(b) The Yellow Warning Card may be delivered either by hand or by any other suitable means. If after reasonable efforts the Person Responsible cannot be notified during the Period of the Event that he/she has received a Yellow Warning Card, the Person Responsible must be notified in writing within fourteen (14) days of the Event.</p> <p>(c) A Yellow Warning Card may be issued in addition to any other Sanction(s) that may be issued in accordance with these GRs and/or the relevant Sport Rules.</p> <p>(d) If the same Person Responsible receives one (1) or more Yellow Warning Card(s) at the same or any other International Event within one year of the delivery of the first Yellow Warning Card, the Person Responsible shall be automatically suspended for a period of two (2) months after official notification from, or on behalf of, the FEI Secretary General.</p> <p><b>Extract of Art. 527.2, FEI Eventing Rules</b>  <small>25th edition effective 1 January 2020, updates effective 1 January 2021</small></p> <p>Yellow Warning Card will be systematically awarded for the following offence:</p> <ul style="list-style-type: none"> <li>a) All cases of excessive use of whip, as defined above, or by stronger sanction(s) (as provided for under Art.526.2).</li> <li>b) Any other cases of Abuse of Horse</li> <li>c) Excessive pressing of a tired horse</li> <li>d) Riding an Exhausted horse coupled in addition to Disqualification.</li> </ul>
---	---


[https://inside.fei.org/system/files/2021\\_Yellow\\_Warning\\_Card\\_Interactive\\_web.pdf](https://inside.fei.org/system/files/2021_Yellow_Warning_Card_Interactive_web.pdf)

<p><b>EVENTING RECORDING WARNING CARD</b></p> <p>Event _____</p> <p>Date _____</p> <p>Person Responsible (art. 118.3, GRs):</p> <p>Name _____</p> <p>FEI ID _____</p> <p><b>OFFENCE</b>  <small>FEI Eventing Rules, Art. 527</small></p> <p><input type="checkbox"/> <b>Dangerous Riding</b></p> <p><input type="checkbox"/> <b>Athlete not seeing a Doctor after a fall</b></p> <p><input type="checkbox"/> <b>Athlete leaving the venue after the Cross Country Test, without having his Horse checked by the Veterinary Delegate</b></p> <p><input type="checkbox"/> <b>All cases of minor Blood on Horse caused by the Athlete either in the mouth or on flanks from spurs as a minimum if no stronger sanctions(s) (as provided for under</b></p> <p><input type="checkbox"/> <b>Athlete pressing a tired horse</b></p> <p>Signature of Official _____</p> <p>Signature of Person Responsible _____</p>	<p><b>EVENTING RECORDING WARNING CARD</b></p> <p><b>Extract of Art. 527, FEI Eventing Rules</b>  <small>25th Edition effective 1 January 2020, updates effective 1 January 2021</small></p> <p>The following actions will automatically result in the following sanction for the Athlete:</p> <p>1. An Eventing Recorded Warning will be systematically awarded for the following offence:</p> <ul style="list-style-type: none"> <li>a) Athlete continues after clear 3 refusals, a fall, or any form of elimination.</li> <li>b) Any other case of Dangerous Riding</li> <li>c) Athlete not seeing a Vet or a doctor after a fall</li> <li>d) Athlete leaving the venue after the Cross Country Test, without having his Horse checked by the Veterinary Delegate (art. 524.3.2)".</li> <li>e) All cases of minor Blood on Horse caused by the Athlete either in the mouth or on flanks from spurs as a minimum or by stronger sanction(s) (as provided for under Art. 526.2).</li> <li>f) for pressing a tired horse together with 25 penalties</li> </ul> <p>Before issuing an Eventing Recorded Warning, the Ground Jury has the duty to hear the Athlete, if available. At any time, the Athlete has the right to seek out the Ground Jury for any explanation related to an Eventing Recorded Warning. After the decision of the Ground Jury, a notice stating the name of the Athlete and the reason of the warning must be posted on the Official notice board. If after reasonable efforts the Athlete cannot be notified during the Period of the Event that s/he has received an Eventing Recorded Warning, the Athlete must be notified in writing within fourteen (14) days of the Event.</p> <p>Should the same Person Responsible receive three (3) or more Recorded Eventing Warning at the same or any other International Event within two (2) years (24 months) of the delivery of the first Eventing Warning Card, for any offence, the Person Responsible shall be automatically suspended for a period of two (2) months after official notification from, or on behalf of, the FEI Secretary General. The start date of the suspension shall be decided in accordance with the FEI General Regulations and confirmed in the notification.</p>
--	---


[https://inside.fei.org/system/files/2021\\_Eventing\\_Recording\\_Warning\\_Card\\_interactive\\_web.pdf](https://inside.fei.org/system/files/2021_Eventing_Recording_Warning_Card_interactive_web.pdf)


**EA Yellow Warning Card**

<b>EA WARNING CARD</b>	<b>WARNING CARD</b> <b>Extract from the National Eventing Rules</b>
Event:	 <p>A Yellow Warning Card may be issued by an EA Official (TD, a member of the Ground Jury or Chief Steward) for the offence of a less serious nature at Events. See rule 527.1 in the National Eventing Rules and 527 in the FEI Eventing rules. The EA Official should deliver it by hand or other suitable means to the Rider together with an explanation as to why it is being issued and the possible consequences of any further offences being committed. In the case of riders being under the age of 18 years, a Parent/Guardian must be present. The receipt of a Yellow Warning Card suspends any penalty until a new offence takes place. A Rider receiving two Yellow Warning Cards within a 12-month period for the same offence will incur an automatic disqualification from competition for two (2) months, from the date of the second offence. There will be no right of Appeal.</p>
Date:	
Person Responsible:	
<u>Offence: (Please tick one)</u>	
Abuse of Horse..... <input type="checkbox"/>	
Incorrect Behaviour..... <input type="checkbox"/>	
Dangerous Riding..... <input type="checkbox"/>	
Non-compliance with Protective headgear rules <input type="checkbox"/>	
Non-compliance with applicable sport rules ..... <input type="checkbox"/>	
Specify:	
Officials Name:	
Officials Jurisdiction:	
Signature of Official:	
Signature of Person Responsible:	

<b>EA WARNING CARD</b>	<b>WARNING CARD</b> <b>Extract from the National Eventing Rules</b>
Event:	 <p>A Yellow Warning Card may be issued by an EA Official (TD, a member of the Ground Jury or Chief Steward) for the offence of a less serious nature at Events. See rule 527.1 in the National Eventing Rules and 527 in the FEI Eventing rules. The EA Official should deliver it by hand or other suitable means to the Rider together with an explanation as to why it is being issued and the possible consequences of any further offences being committed. In the case of riders being under the age of 18 years, a Parent/Guardian must be present. The receipt of a Yellow Warning Card suspends any penalty until a new offence takes place. A Rider receiving two Yellow Warning Cards within a 12-month period for the same offence will incur an automatic disqualification from competition for two (2) months, from the date of the second offence. There will be no right of Appeal.</p>
Date:	
Person Responsible:	
<u>Offence: (Please tick one)</u>	
Abuse of Horse..... <input type="checkbox"/>	
Incorrect Behaviour..... <input type="checkbox"/>	
Dangerous Riding..... <input type="checkbox"/>	
Non-compliance with Protective headgear rules <input type="checkbox"/>	
Non-compliance with applicable sport rules ..... <input type="checkbox"/>	
Specify:	
Officials Name:	
Officials Jurisdiction:	
Signature of Official:	
Signature of Person Responsible:	

## EA Eventing Recording Warning Card

<h3>EVENTING RECORDING WARNING CARD</h3> <p>Event <input type="text"/></p> <p>Date <input type="text"/></p> <p>Person Responsible (art. 118.3, GRs):</p> <p>Name <input type="text"/></p> <p>FEI ID <input type="text"/></p> <hr/> <p><b>OFFENCE</b> FEI Eventing Rules, Art. 527</p> <p><input type="checkbox"/> <b>Dangerous Riding</b></p> <p><input type="checkbox"/> <b>Athlete not seeing a Doctor after a fall</b></p> <p><input type="checkbox"/> <b>An Athlete leaving the venue after not having completed the Cross Country Test and without having his Horse checked by the Veterinary Delegate</b></p> <p><input type="checkbox"/> <b>All cases of minor Blood on Horse caused by the Athlete either in the mouth or on flanks from spurs as a minimum if no stronger sanctions(s) (as provided for under</b></p> <p><input type="checkbox"/> <b>Athlete pressing a tired horse</b></p> <hr/> <p>Signature of Official <input type="text"/></p> <p>Signature of Person Responsible <input type="text"/></p>	<h3>EVENTING RECORDING WARNING CARD</h3>  <p><b>Extract of Art. 527, FEI Eventing Rules</b> 25th Edition, effective 1 January 2020</p> <p>The following actions will automatically result in the following sanction for the Athlete:</p> <p>1. An Eventing Recorded Warning will be systematically awarded for the following offence:</p> <ul style="list-style-type: none"> <li>a) Athlete continues after clear 3 refusals, a fall, or any form of elimination.</li> <li>b) Any other case of Dangerous Riding</li> <li>c) Athlete not seeing a Vet or a doctor after a fall</li> <li>d) Athlete leaving the venue after having retired, been eliminated or stopped during the Cross Country Test without having his Horse checked by the Veterinary Delegate</li> <li>e) All cases of minor Blood on Horse caused by the Athlete either in the mouth or on flanks from spurs as a minimum or by stronger sanction(s) (as provided for under Art. 526.2).</li> <li>f) for pressing a tired horse together with 25 penalties</li> </ul> <p>Before issuing an Eventing Recorded Warning, the Ground Jury has the duty to hear the Athlete, if available. At any time, the Athlete has the right to seek out the Ground Jury for any explanation related to an Eventing Recorded Warning. After the decision of the Ground Jury, a notice stating the name of the Athlete and the reason of the warning must be posted on the Official notice board. If after reasonable efforts the Athlete cannot be notified during the Period of the Event that s/he has received an Eventing Recorded Warning, the Athlete must be notified in writing within fourteen (14) days of the Event.</p> <p>Should the same Person Responsible receive three (3) or more Recorded Eventing Warning at the same or any other International Event within two (2) years (24 months) of the delivery of the first Eventing Warning Card, for any offence, the Person Responsible shall be automatically suspended for a period of two (2) months after official notification from, or on behalf of, the FEI Secretary General. The start date of the suspension shall be decided in accordance with the FEI General Regulations and confirmed in the notification.</p>
--	---

<h3>EVENTING RECORDING WARNING CARD</h3> <p>Event <input type="text"/></p> <p>Date <input type="text"/></p> <p>Person Responsible (art. 118.3, GRs):</p> <p>Name <input type="text"/></p> <p>FEI ID <input type="text"/></p> <hr/> <p><b>OFFENCE</b> FEI Eventing Rules, Art. 527</p> <p><input type="checkbox"/> <b>Dangerous Riding</b></p> <p><input type="checkbox"/> <b>Athlete not seeing a Doctor after a fall</b></p> <p><input type="checkbox"/> <b>An Athlete leaving the venue after not having completed the Cross Country Test and without having his Horse checked by the Veterinary Delegate</b></p> <p><input type="checkbox"/> <b>All cases of minor Blood on Horse caused by the Athlete either in the mouth or on flanks from spurs as a minimum if no stronger sanctions(s) (as provided for under</b></p> <p><input type="checkbox"/> <b>Athlete pressing a tired horse</b></p> <hr/> <p>Signature of Official <input type="text"/></p> <p>Signature of Person Responsible <input type="text"/></p>	<h3>EVENTING RECORDING WARNING CARD</h3>  <p><b>Extract of Art. 527, FEI Eventing Rules</b> 25th Edition, effective 1 January 2020</p> <p>The following actions will automatically result in the following sanction for the Athlete:</p> <p>1. An Eventing Recorded Warning will be systematically awarded for the following offence:</p> <ul style="list-style-type: none"> <li>a) Athlete continues after clear 3 refusals, a fall, or any form of elimination.</li> <li>b) Any other case of Dangerous Riding</li> <li>c) Athlete not seeing a Vet or a doctor after a fall</li> <li>d) Athlete leaving the venue after having retired, been eliminated or stopped during the Cross Country Test without having his Horse checked by the Veterinary Delegate</li> <li>e) All cases of minor Blood on Horse caused by the Athlete either in the mouth or on flanks from spurs as a minimum or by stronger sanction(s) (as provided for under Art. 526.2).</li> <li>f) for pressing a tired horse together with 25 penalties</li> </ul> <p>Before issuing an Eventing Recorded Warning, the Ground Jury has the duty to hear the Athlete, if available. At any time, the Athlete has the right to seek out the Ground Jury for any explanation related to an Eventing Recorded Warning. After the decision of the Ground Jury, a notice stating the name of the Athlete and the reason of the warning must be posted on the Official notice board. If after reasonable efforts the Athlete cannot be notified during the Period of the Event that s/he has received an Eventing Recorded Warning, the Athlete must be notified in writing within fourteen (14) days of the Event.</p> <p>Should the same Person Responsible receive three (3) or more Recorded Eventing Warning at the same or any other International Event within two (2) years (24 months) of the delivery of the first Eventing Warning Card, for any offence, the Person Responsible shall be automatically suspended for a period of two (2) months after official notification from, or on behalf of, the FEI Secretary General. The start date of the suspension shall be decided in accordance with the FEI General Regulations and confirmed in the notification.</p>
--	---



<b>EA CONCUSSION INJURY ADVICE</b>	Venue/Event:
(To be given to the <b>person monitoring</b> the concussed athlete)	Patients Name:
This patient has recovered from an injury to the head. A careful medical examination has been carried out and no sign of serious complications has been found. Recovery time is variable across individuals and the patient will need monitoring for a further period by a responsible adult. Your treating doctor will provide guidance as to this time frame.	Date/Time of Injury:
<b>If you notice any change in behaviour, vomiting, dizziness, worsening headache, double vision or excessive drowsiness, please contact your doctor or the nearest hospital emergency department immediately.</b>	Date/Time of medical review:
<b>Other Important points:</b> <ul style="list-style-type: none"> <li>- Rest (physically and mentally) including training or playing sports until symptoms resolve and you are medically cleared</li> <li>- No alcohol</li> <li>- No prescription or non-prescription drugs without medical supervision</li> </ul> <b>Specifically</b> <ul style="list-style-type: none"> <li>No sleeping tablets</li> <li>Do not use aspirin, anti-inflammatory medication or sedating pain killers</li> <li>- Do not drive until medically cleared</li> <li>- Do not train or play sport until medically cleared</li> </ul>	Treating Medical Officer:
	Contact Details:
<b>Clinic Phone Number:</b> (if known)	

## EA Athlete Concussion Advice



### EA-HSMS-MED-Athlete Concussion Advice EA-HSMS-MED-Form 09

**This document is to be issued to the person monitoring the suspected or concussed athlete**

Venue/Event:			
Athlete:	Name:	Contact Details:	
Injury Details:	Date:	Time:	am/pm
Medical Review	Date:	Time:	am/pm
Medical Officer:	Name:	Contact Details:	
EA Official	Name:	Title:	
Transfer Information (Hospital/Clinic)	Medical Facility: Contact Details (if known):		

This athlete (patient) has recovered from a injury to the head. A careful medical examination / assessment has been completed and no signs of serious complications have been identified.

Recovery time is variable for individuals and the athlete (patient) will require further monitoring for an additional period by a responsible adult. Your treating medical practitioner will provide you with guidance as to this required time frame.

#### Requires Immediate Action:

If you notice any change in athletes (patient) behaviour, e.g. vomiting, dizziness, worsening headache, double vision or excessive drowsiness or any other unusual symptoms:

**Immediately contact the nearest hospital emergency department or call 000.**

#### Other Important Points:

- Rest both physically and mentally
- Do not consume alcohol
- Do not take sleeping tablets
- Do not use aspirin, anti-inflammatory medication, sedatives or analgesic (pain) medication
- Do not use any prescription or non-prescription medication without medical supervision or clearance
- Do not drive a motor vehicle or any other form of transportation until medically cleared to do so
- Do not participate in training or playing sports until all symptoms have resolve and you have a full-medical clearance from a medical practitioner.

EA strongly recommends you seek medical advice and follow a graduated return to sport requirements as outlined in <https://www.concussioninsport.gov.au/>

If you have any further questions regarding this suspension (EA concussion protocol), please contact me (or your parents/guardians) either via return email, or on mobile \_\_\_\_\_.

Yours sincerely, \_\_\_\_\_ (Officials Signature)

cc [reporting@equestrian.org.au](mailto:reporting@equestrian.org.au)

Note: This document is to be issued by an EA Official to the person who is monitoring (support person) the concussed Athlete for either a suspected or confirmed concussion at any EA endorsed event/competition.

EA Athlete Concussion Advice

Issued: NSM. Date: 30.09.20 Ver:1.0 Rev Date: 01.2022

<https://www.equestrian.org.au/content/health-and-safety-training>

## Annex N FEI HEADGEAR Requirements

### PROTECTIVE HEADGEAR RULE NO.1

The use of properly fastened Protective Headgear is mandatory while riding on the showgrounds (article 140.1 FEI General regulations).

**Note:** The following changes to the above shall take effect as of **1 January 2021**:

While riding anywhere on the show grounds, and for Driving Athletes and Grooms in the Marathon phase, the use of a properly fastened Protective Headgear is mandatory. The applicable Sports Rules may provide for an exception to this rule by permitting Athletes to remove their Protective Headgear while accepting prizes, during the playing of the National Anthem and any other ceremonial protocol. Failure to wear such Protective Headgear where and when required shall result in a Yellow Warning Card, being issued to the Athlete or Participating Support Personnel (as applicable) unless exceptional circumstances apply. The use of cameras on Athletes or Participating Support Personnel (as applicable) or equipment (such as on Protective Headgear, head covering or carriage) shall not be permitted, unless otherwise specifically agreed by the FEI. An Athlete's decision to wear a camera while competing shall always be voluntary and at their own risk

- Athletes failing to comply after being notified to do so by an official are sanctioned with a Yellow Warning Card
- The rule applies in all disciplines

### PROTECTIVE HEADGEAR RULE NO.2

The discipline rules apply when riding.

- In the competition arena, adjacent warm-up areas, and from one to the other; and
- From the stables for the purpose of competing.

FEI evnts only

Athlete / Competition category	Protective Headgear requirement	Relevant article	Additional provisions
All - Jumping & Cross-Country tests	<ul style="list-style-type: none"> <li>• The use of a properly fastened protective headgear is mandatory.</li> <li>• Senior Athletes may be allowed to remove their Headgear while accepting prizes or during the national anthem. It is recommended that they do not remove their headgear during the lap of honor.</li> </ul>	Art. 538.1.1	<ul style="list-style-type: none"> <li>• Protective headgear must comply with any of the European (EN), British (PAS), North American (ASTM), Australian/New Zealand tested standards.</li> <li>• Failure to wear protective headgear where and when required after being notified to do so by an Official shall result in a Yellow Warning Card</li> </ul>
All - Dressage test	The Dressage Rules apply.	538.2.1	



Athlete / Competition category	Protective Headgear requirements	Relevant article	Additional provisions
All	At all times when mounted	Art. 427	<ul style="list-style-type: none"> <li>• Sanction: prohibition from further riding until the protective headgear is properly in place.</li> <li>• Protective headgear is recommended for the persons presenting the horse in a horse inspection.</li> </ul>
Athletes aged 19 years and older riding horses aged 7 years and older	May remove their protective headgear when competing, warming-up directly prior to the Competition, riding between the stable and the warm-up area, riding of the competing horse in the warm up area, and riding back to the stable.		<ul style="list-style-type: none"> <li>• An athlete is considered to be 19 years old from the beginning of the calendar year (1st of January) in which he reaches the age of 19.</li> </ul>

## EA Headgear Requirements

Except where Sport Rules allows otherwise, riders and drivers competing in an EA competition must wear an approved helmet with the chin strap fastened at all times. The same is recommended when riding a horse at any time.

Protective headgear must conform with one of the current approved safety standards:

- Current Australian standard AS/NZ 3838 (2006 onwards) provided they are SAI global marked.
- New Australian standard ARB HS 2012 provided they are SAI global marked
- Current American standards ASTM F1163 (2004a or 04a onwards) provided they are SEI marked, or SNELL E2001.
- Current British standard PAS 015 (1998 or 2011) provided they are BSI Kitemarked.
- Interim European Standard VGI (01.040: 2014-12) with or without BSI Kitemark.

BSI Kitemarked:



SAI Global marked



SEI marked:



Outgoing European Standard EN/1384 is not permitted from 2017 onwards.

## Annex O EA Membership Requirements

Event / Activity type	Discipline Specific Activity		Conditions
		<b>Eventing</b>	
Official Events	<b>Competitive</b>	5 Star 4 Star 3 Star 2 Star 1 Star EvA95	<ul style="list-style-type: none"> <li>• Must be an EA Competitive member</li> <li>• Horse must hold EA Full Horse Registration</li> <li>• Must meet state competition licence requirements</li> </ul>
	<b>Participation</b>	EvA80	<ul style="list-style-type: none"> <li>• Must be minimum EA Participant member</li> <li>• EA Horse Registration (Full or Base) is encouraged and may be enforced (<i>for bio-security purposes</i>)</li> <li>• Competition licence not required</li> </ul>
Closed events	<b>Restricted</b>	<p><b>Definition-</b> Club activities for club members against other club members of the same club. Classes or training activities may be of any discipline level but must abide by the conditions of a closed event: <b>AND/OR</b> club activities for club members against invited EA members to a maximum level of class as defined as participation activity</p>	<p><b>Conditions -</b></p> <ul style="list-style-type: none"> <li>• Entries only open to members of the host club only</li> <li>• Horses do not have to be registered</li> <li>• Can only be conducted by EA Club Affiliates – not Sport Affiliates or Commercial Groups</li> <li>• Classes may be of any discipline level</li> </ul>

## **GLOSSARY**

### **Competition:**

As defined in the General Regulations, Competition refers to Refers to each individual class in which Athletes are placed in an order of merit and for which prizes may be awarded.

### **Cross Country Controller:**

Is an experienced Official, who devises with the OC a communication plan for the Cross Country Test and organises the control of the Competition. He liaises with the Ground Jury and Technical Delegate and advise of any situation development.

### **Elimination:**

As defined in the General Regulations, Elimination means that an Athlete and/or a Horse may not continue in the Competition at issue and/or in any further Competition(s) of the Event, unless the Sport Rules provide otherwise.

### **Event:**

As defined in the General Regulations, Event means a complete meeting, "Show", "Championship" or "Games". Events may be organised for one or more than one Discipline.

### **Disqualification:**

As defined in the General Regulations, and unless the Sport Rules provide otherwise, Disqualification means that an Athlete and/or the Horse(s), is/are disqualified from the Competition at issue or from any further Competition(s) of the Event. Disqualification may also be retroactive.

### **Long Format Competitions:**

Refer to Eventing Competitions that may take place over three or more days. The Dressage Test will be spread over one or more consecutive days, depending on the number of Athletes, directly followed on the next day by the Cross Country Test that will be directly followed on the next day by the Jumping Test. In the Long Format Competitions the Cross Country course will be of such a length that the Horse is required to be supremely fit and stamina will be required for success. The Cross Country Test will always take place before the Jumping Test

**Minimum Eligibility Requirements (MER):**

Refers to the prerequisites and conditions that need to be fulfilled by an Athlete to be allowed to compete at certain level of Eventing Competitions. A MER is achieved by completing an Eventing Competition within minimum parameters specified in the Eventing Rules.

**Medical Information:**

Athletes with medical conditions that may be relevant in the case of a medical emergency have the responsibility of wearing a medical data carrier from a system provider, able to communicate information at least in English at every Event when riding. Alternatively (and at the minimum) a medical armband of good quality can be used. Athletes who chose to wear an armband should download and fill the form available for this purpose on the FEI's website.

**National Safety Officer:**

Is a liaison between the NF and the FEI for obtaining the information regarding any international or national (including regional) Events. He is responsible to spread FEI Eventing Risk Management vision and ideas (awareness) regarding the sport in the NF.

**Short Format Competition:**

Refer to Eventing Competitions that may take place over one or more days. The Dressage Test will always take place first and will be followed on the same or following days by the Jumping and Cross Country Test. In the Short Format Competition the level of difficulty of the Cross Country course is similar to the Long Format according to the star system, but the course is shorter and the intensity of efforts will be higher. The Cross Country Test will preferably take place after the Jumping Test.