



## Eventing Safety and Risk Management Report and Statistics H2 2019

(all references to Star levels relate to 2019 definitions)

Let me begin with a **HUGE** thank you to all the Technical Delegates, fence judges and scorers for providing the reporting that supports the compilation of this report and thank you to Lynne and Vicki for doing the background work to produce the numbers.

These officials and the OCs who run the events and support the many safety initiatives that have been introduced are the backbone of our sport and without them it could not run.

### Risk Management

Since early 2017 EA has taken a multifaceted approach to risk management in Eventing that involves preventive and protective measures addressing cross country course design and construction as well as horse and rider competency and behaviour of horse and rider. It can be thought of as a model as below.

### Risk Management Matrix-2017/18/19

	Horse	Rider	Course
Preventive		MER Review <a href="#">Equiratings</a>	National XC Guidelines
		XC Resources	<a href="#">National Athlete Reps</a>
Protective	<a href="#">Concussion Protocols</a>	PPE	Frangible Devices
	Fence Judge Incident Video		<a href="#">Front Shoulder</a>
Management	Vet Services	<a href="#">Medical Services</a>	
	<a href="#">Improved SIMP Protocols</a>		

Well Trained and Effective Officials

Effective Statistics and Compliance Reporting

Competent Risk Aware Competitors



## New Measures

In the second half of 2019 EA introduced 3 new measures:-

- **Clearer rules for the provision of Medical Services at Eventing Competitions-** these are prescribed in annex D1 of the 2020 Eventing Rules and include planning and ordering tools for OCs.
- **Improved Serious Incident Management Protocols-**Essentially these protocols give a clearer definition of the circumstances in which the Serious Incident Management Policy should be activated and a clear definition of the reporting and review process. The policy documents together with an explanatory memorandum for OCs and a quick check list for SIMP team leaders can be found on the website under the “safety” tab.
- **Updated Development Pathways for Eventing Officials-** located under Annex K of the eventing rules the revised pathways complement the new Eventing Officials Education Courses with the inclusion of field assessment requirements for officials wishing to maintain or upgrade their accreditation.

## Where do we stand?

As you would expect-in some areas Equestrian Australia is taking a lead in others it is running with the pack on risk management- a comparative positioning on a few key programs is below.

**Safety Initiatives - Australia 2019**

**1. Leadership Programs**

- Front Shoulder of spread Fences-Rule July 2019
- Athlete Reps
  - Job Description
  - OC Selection Guidelines
  - Electronic Reporting Option
  - SMS advice to riders
- Medical Guidelines-Rapid Response (3 mins)

**2. With the Pack Programs**

- Medical Guidelines - defined as capabilities not title
- Frangible Devices
- Equiratings
  - Click thru to enter on Red
  - Email advice to athletes entering on Red

**3. Catch Up Programs**

- Concussion Protocol all Disciplines
- PPE Standards and Tagging

 EQUESTRIAN AUSTRALIA

## Foundation Programs

### Foundation Program Initiatives- Australia 2019

#### 1. Officials Education

- 2 day course at an event
- Standard agenda across all courses
- Field assessment by experienced official required for maintain or upgrade



#### 2. Competent Risk Aware Competitor's

- Equiratings
- Coaches Safety updates
- Statistics Publication
- More Emphasis on State Squads
- Regular News Items and Facebook Message
- Coronial Inquest Reporting



**1) Officials Education:** Over the last 6 months the National Officials Education Program has been updated to provide the core seminar element with a consistent program no matter where it is run in Australia. Key aspects of this are:-

- Duration 2 days
- Run at an Event
- Common core Curriculum

A pilot seminar was run in Maryborough Queensland in May and seminars have been conducted in WA (September) and Victoria (November), Tasmania (December)-further courses are scheduled at Tamworth in March 2020 and Sydney later in the year. Official's development pathways have been updated to require more field based activity to maintain or upgrade accreditation.

#### **2) Competent Risk Aware Competitors:**

A continuing program of safety and risk management talks to competitors (Most recently South Australia) and Coaches (most recently Sydney, Canberra , Tamworth and Brisbane ) together with website and Facebook posts is helping to build more risk aware and safety conscious competitors.

State branches continue to run squad clinics for experienced riders and newbies alike which offer the chance to learn from experienced coaches in a friendly group setting.

A key part of helping competitors become more risk aware is the warnings and sanctions process –we look for a balance between the % of starters and the % of warnings on a state by state basis to ensure it is being used consistently.

Undoubtedly the reporting and the findings from the Coronial inquest into the tragic deaths of Olivia Inglis and Caitlyn Fischer have heightened competitors understanding of risk.


The Coroner Highlighted 31 findings across 10 key areas- in 7 of these areas a significant proportion of the recommendations have already been implemented-in the remaining 3 areas EA is currently working through the practicalities of implementation of key items and will update members as these are resolved.


#### Coroners Findings– Australia 2020

---

##### 31 Recommendations in 10 Areas

Safety Officials	PPE
Course Design	Data Collection
Review Process	Medical Coverage
Event Management	Event Organisation
Athlete Reps	Fence Judges

 Largely Implemented –means major progress some items TBD

 Under Discussion –means significant areas of implementation difficulty forseen



- 3) **Reporting and Statistics:** Once again –thanks to the many volunteers who go above and beyond to not only officiate at events but also to spend the time to report on them afterwards-it is a critical and sometimes thankless task. The data we are collecting is fundamental to the improvement of our sport and the more accurate we can make it the better informed we will be.

## Risk Management and Serious Incident Planning (H1 =Jan-June H2= July-Dec)

Item	Description	H1 17	H2 17	H1 18	H2 18	H1 19	H2 19
<b>Event Risk Management Plan</b>	# Events rated 1(unacceptable or unavailable)	3	4	2	2	4	0
	# Events rated 2(acceptable)	14	18	22	16	11	12
	# Events rated 3(Excellent)	8	20	31	24	37	34
	# Events - not reported	14	2	1	3	0	0
<b>Serious Incident Management Plan</b>	# Events rated 1(unacceptable or unavailable)	0	2	1	0	2	0
	# Events rated 2(acceptable)	13	19	16	10	14	8
	# Events rated 3(Excellent)	11	22	38	32	36	36
	# Events - not reported	14	2	1	3	0	0

This table records the rating of the quality of the risk management and serious incident management plans as rated by the Technical Delegate-to support this evaluation sample reports are reviewed periodically.

### Helmet Tagging

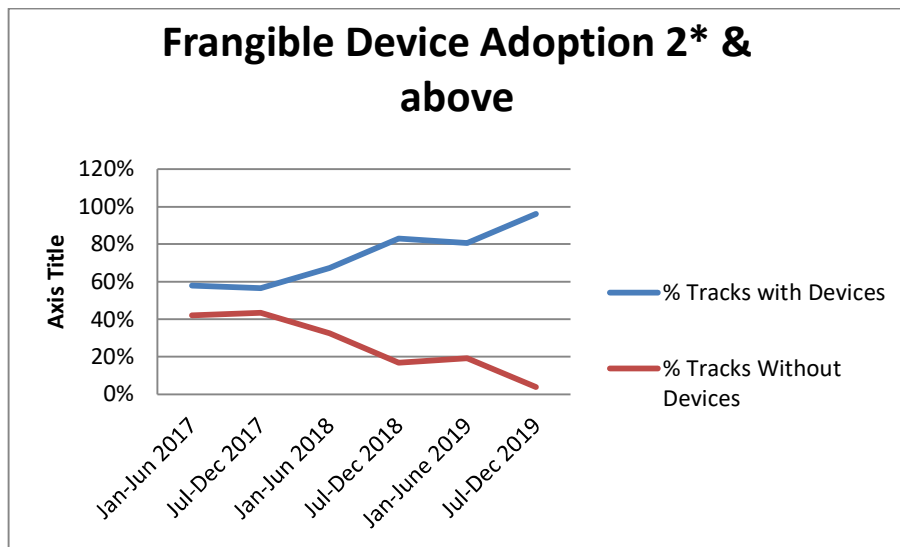
Since inception 3795 helmets have been checked with 94.5% being found compliant and tagged-thanks Jenny Merity for driving this program and to the many volunteer “taggers” around Australia. Back protector checking will begin from January.

### Concussion Recognition and Reporting-“If in Doubt Sit them Out”

In place for eventing since 2017 this was introduced for all disciplines from July 1 2019-the table below shows reported concussions.

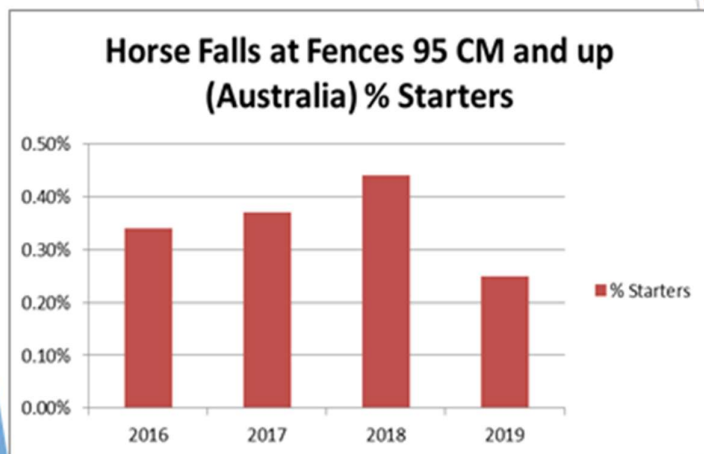
Concussion Reporting	H1 2017	H2 2017	H1 2018	H2 2018	H1 2019	H2 2019
<b>Concussions Recorded Eventing</b>	10	2	7	11	10	10
<b>Concussions Recorded Dressage</b>	NR	NR	NR	NR	NR	1
<b>Concussions Recorded Jumping</b>	NR	NR	NR	NR	NR	6

**Frangible Device Usage has continued to be strong in the 2\* and above tracks and penetration into 1\* and below tracks is growing.**



## Horse Falls Year on Year Comparison

### Horse Falls at Fences-Australia 2019



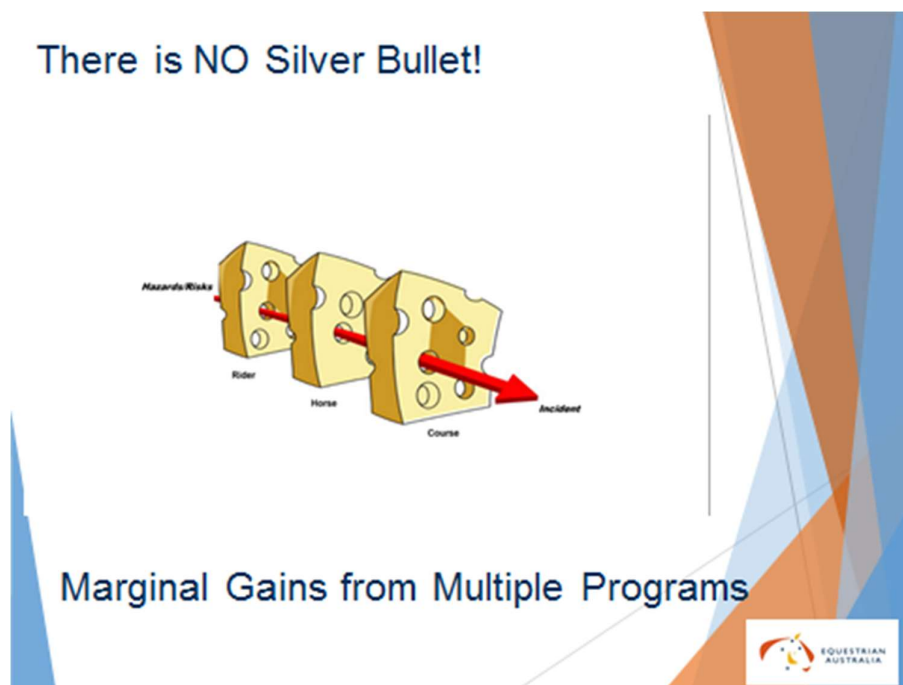
The year on year reduction in horse falls is both (as I am advised by Equiratings) statistically significant and very encouraging. The Hartington report in the UK in early 2000 identified reducing horse falls as the single most important contribution to preventing deaths in Eventing.

## Rider Sanctions by State

Rider Sanctions	% Starters H2 2019	% Sanctions H1 2017	% Sanctions H2 2017	% Sanctions H1 2018	% Sanctions H2 2018	% Sanctions H1 2019	% Sanctions H2 2019
NSW	37.99%	32.14%	25.00%	34.38%	33.33%	15.38%	13.64%
Vic	27.62%	53.57%	29.17%	43.75%	36.11%	46.15%	40.91%
WA	15.14%	7.14%	8.33%	3.13%	11.11%	7.69%	18.18%
Qld	13.32%	0.00%	20.83%	6.25%	13.89%	17.95%	22.73%
SA	4.80%	0.00%	16.67%	6.25%	11.11%	5.13%	4.55%
TAS	1.12%	7.14%	0.00%	6.25%	0.00%	7.69%	0.00%

Over the last 12 months the % of sanctions issued in Victoria and NSW has become inconsistent with the % of starters- this could either be caused by an inconsistent application of the warnings and sanctions process (either overzealous in the case of Victoria or vice versa in NSW) or a significant difference in rider behaviour in the two states.

## Summary and Acknowledgement



I hope you find the information above interesting-please let me know of any questions or suggested changes. As we continue the data collection process it will undoubtedly reveal more about our progress in reducing the risk inherent in eventing and tracking our progress in program implementation. The work by Vicki Burgess and Lynne Brown was invaluable in the production of this report. The NSO function and the supporting data management work has been generously supported by the Terry Snow "Making Eventing Safer" fund.