




EQUESTRIAN
AUSTRALIA

Jumping

Course Designer Pathway & Application Forms



JUMPING
AUSTRALIA



Australian Government
Australian Sports Commission

Published by: Equestrian Australia (EA)

Acknowledgements: Thank you to Jumping NSW and the EAJC for continued development of the Jumping Course Design Information Guide

How to Become a Jumping Course Designer Information Guide – Third Edition (version 1:21)
© Equestrian Australia 2021, National Office

Reproduction in any form is not permitted without contacting:

Equestrian Australia

PO Box 673, Sydney Markets NSW 2129

Tel 02 8762 7777

Website www.equestrian.org.au

Disclaimer: *Equestrian Australia believes all material produced for this publication is correctly and accurately researched. However, we give no warranty in relation thereto and disclaim liability for all claims against the publication, its employees or any person associated that may arise from any material contained within its pages that may be challenged by any persons.*

HOW DO I BECOME A JUMPING COURSE DESIGNER?

Thank you for your enquiry regarding the steps involved in becoming a Jumping Course Designer.

Course Design is an important part of the school of jumping and a key success factor of good competition.

The development of a competent and experienced Course Designer comes from a long and demanding apprenticeship, building at small, later at medium and then at big national shows. The practical experience of many small shows (and where possible the successful experience of jumping) and the close collaboration with leading national and international teachers are necessary parts of a career to becoming a Course Designer.

The way to becoming a successful Course Designer is long, hard and often bumpy and needs a lot of enthusiasm, passion and patience.

On the other hand, Course Design is a fascinating, rewarding and creative task that should motivate young, open-minded and flexible jumping enthusiasts to be interested in such a career.

State Branches are responsible for the accreditation of officials at Preliminary Level, Level 1 and Level 2. Applications for EA Level 3 officials must be submitted to and approved by the applicant's State Branch who will forward the approved application to the EA National Office and who will facilitate the final approval with the Equestrian Australia Jumping Committee.

The following information has been based on the Equestrian Australia Jumping Rules. EA members applying for accreditation as a Jumping Course Designer must direct their application to the State Branch

Please see contact details on the last page of this booklet.

Terminology and Abbreviations:

Course Designer (CD)

The Course Designer is the person who must put into practice the technical aspects of the different competitions at an event, on the grounds that are well prepared and in good condition, with suitable obstacles, adapting the track to the tables used or to the type of competition scheduled.

Assistant Course Designer (ACD)

The ACD should support the responsible CD. This is an appointment with the purpose of providing further education, offering additional experience and knowledge. The ACD should be instructed in and be able to:

- Draw official course plans
- Make suggestions about obstacle material
- Make plans for different types of classes according to the event schedule
- Make suggestions regarding heights and distances

- Organise the arena crew
- Measure the length of the course
- Make suggestions for logistic questions, e.g. course changes or jump-offs
- Take part in the course inspection with the CD and the Judges
- Practise co-operation with Judges and Stewards
- Observe the competition
- Analyse the competition after it is finished
- Observe co-operation between the CD and the Organiser and the Media

Entries of the ACD's activity in the logbook to be signed by the responsible CD.

The rules that govern the sport of Jumping are incorporated into the current Equestrian Australia (EA) **National Jumping Rules**. The rulebook may be obtained by the following methods:

Electronic (**free of charge**):

- downloaded from the EA website at www.equestrian.org.au.

Printed and bound (**for purchase from EA National Office**):

- Downloaded the order form from the EA website, or request from National Office
- Send order form to the National office, PO Box 673, Sydney Markets, NSW, 2129.
- Call the National office on (02) 8762 7777 and pay by credit card via phone.

Article 259.2 Requirements to be an Accredited Jumping Course Designer

- Financial members of EA, who are interested in becoming an Official Jumping Course Designer, must complete and submit an application form detailing their experience and referees according to the criteria for promotion and maintenance on the following pages.
- Upon satisfactory completion of the requirements of each level, you will be accredited as a Jumping Course Designer and added to the National database.
- Accredited Course Designer benefits include insurance cover at EA events, EA support, Officials badge, qualified mentors, available ongoing education, name and contact details on web search and news. Each Course Designer will also receive a letter, certificate, and badge from Equestrian Australia verifying their accreditation.
- In order to remain accredited on the National Course Designers list you must meet compulsory Course Designer activity and professional development requirements every three years. Further information on this can be found on the EA website and will be sent when accredited as a Course Designer.

The pathway to becoming a National Jumping Judge is outlined in article 259.1 in the National Jumping Rules:

Preliminary Level	Branch Jumping Committee appointment
• EA Level 1	Branch Jumping Committee appointment
• EA Level 2	Branch Jumping Committee appointment
• EA Level 3	National Jumping Committee appointment
• FEI Levels 1-4	FEI appointments

To become a Preliminary Jumping Course Designer you must:

- be at least 18 years of age
- be a current financial EA member with your State Branch and, in NSW, a current financial member of Jumping NSW.
- attend an EA approved Jumping Course Designer clinic or seminar held over two days conducted by an Equestrian Australia Jumping Committee approved presenter for introductory or Level 1 course designers
- meet the practical experience requirements (see Table 1 below)
- Complete the Preliminary application form below and forward it to your State branch
- (Participants do not have to be a member of EA to attend an initial seminar)

To become a Level 1 Course Designer you must:

- be a member of EA and a current financial member of Equestrian Australia (in NSW also a member of Jumping NSW)
- be at least 18 years of age
- be currently registered as a preliminary Course Designer for at least 1 year
or
Competed in 6 shows annually at 1.30m in height for a minimum of 4 years
- Attend an EA approved Jumping Course Designer clinic or seminar held over two days conducted by an approved EA Course Presenter for a minimum of Level 1 course designers and successfully complete the exam requirements as detailed in Attachment 2
- Meet the practical experience requirements (see Table 1 below)
- Complete the application form below and forward it to your State branch

It is recommended that a Level 1 course designer designs courses up to 1.20m

To become a Level 2 Course Designer you must:

- be a member of EA and a current financial member of Equestrian Australia (in NSW also a member of Jumping NSW).
- be a currently registered EA Level 1 Jumping CD for minimum of 2 years
- attend an EA approved Jumping Course Designer clinic or seminar held over two days, conducted by an Equestrian Australia Jumping Committee approved presenter for a minimum of Level 2 course designers and successfully complete the exam requirements as detailed in Attachment 3
- meet the practical experience requirements (see Table 1 below)
- complete the application form below and forward it to your State branch

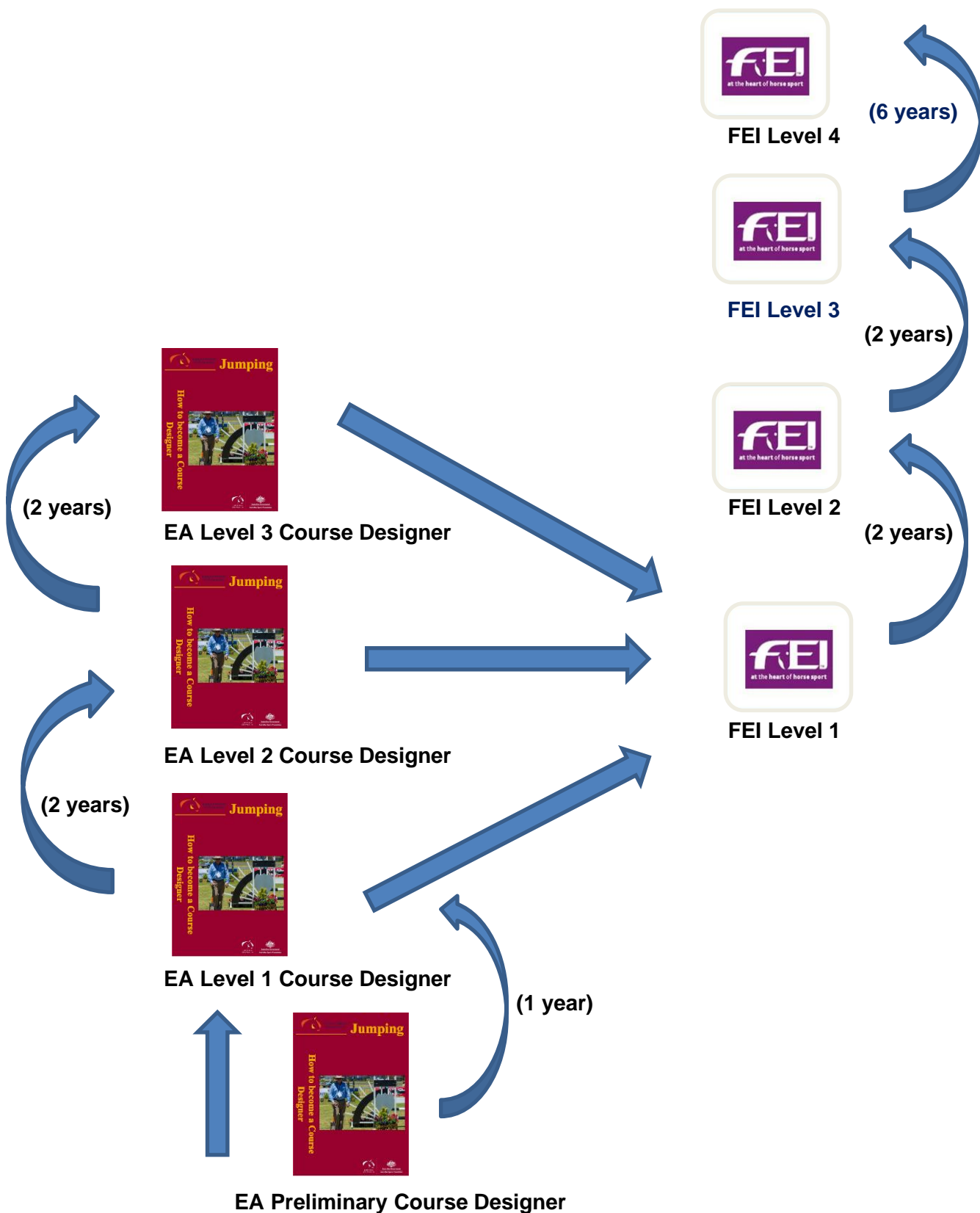
It is recommended that a Level 2 course designer designs courses for competitions up to 1.35m.

To become a Level 3 Course Designer you must:

- be a member of EA and a current financial member of Equestrian Australia (in NSW also a member of Jumping NSW).
- be a currently registered EA Level 2 Jumping CD for minimum of 2 years
- attend an EA approved Jumping Course Designer clinic or seminar held over two days, conducted by an Equestrian Australia Jumping Committee approved presenter for a minimum of Level 3 course designers and Successfully complete the exam requirements as detailed in Attachment 1
- Have been active as a Level 2 course designer for a minimum of two years
- Meet the practical experience requirements (see Table 1 below)
- complete the application form below and forward it to your State branch

A Level 3 course designer can design courses for all levels of competition unless there is a specific requirement listed.

Pathway for Jumping Course Designers EA & FEI Opportunities



WHAT MAKES A GOOD OFFICIAL?

As an official you have to be highly organised and professional. You have to be able to focus, make decisions quickly and firmly, be confident of the training you have received and the knowledge and experience you have acquired as a judge. You must possess diplomacy, tact, common sense and preferably a sense of humour. You have to be able to recognise and acknowledge mistakes you may make whilst officiating and also be able to diffuse a volatile situation.

You are part of a team and if you are the responsible Course Designer, you lead that team. You must be approachable and be able to liaise well with the Judge, the Organising Committee, and other officials and riders.

As a Course Designer you must **be consistent and fair and have a thorough knowledge of Jumping rules and their application.**

It is important for officials to be:

- Physically fit
- Be able to be consistent and fair from the beginning to the end of the competition
- Mentally alert and able to concentrate for long periods of time

The official must have a thorough knowledge of jumping theory as well as practical jumping training.

Requirements to attain and maintain Jumping Course Designer accreditation

CD Level	Initial Requirements	Theory Requirements	Practical Requirements	To Maintain Accreditation
FEI Level 1-4	Refer to FEI promotion requirements FEI Level 1 Course Candidates need to be a current EA Level 1 or above Course Designer to be eligible for considered attendance at FEI Level 1 Course. Priority will be given to highest EA accredited applicants			
Level 3 National	<ul style="list-style-type: none"> • Current EA Member • Be a currently registered EA Level 2 Jumping CD for minimum 2 years 	<ul style="list-style-type: none"> • Attend an EA Jumping CD Level 3 Course in the previous three years • At the clinic satisfactorily complete at theory exam 	<ul style="list-style-type: none"> • Officiated as a Level 2 CD at a minimum of eight events in the previous two years; • Worked as an assistant at four separate EA or FEI events with two different FEI Level 2 CD's or higher, in the previous two years • Submit Course Plans from 2 events where they have officiated at and Log Books to the L3 Course Director. The Course Director obtain feedback from 2 riders at these events 	<ul style="list-style-type: none"> • Attend the first day of a CD Update or Refresher Clinic or Course once every three years • Draw a satisfactory course plan at this clinic • Meet re-accreditation requirements set by EA
Level 2 National	<ul style="list-style-type: none"> • Current EA Member • Be a currently registered EA Level 1 Jumping CD for minimum 2 years 	<ul style="list-style-type: none"> • Attend an EA Jumping CD Level 2 course over 2 days in the previous three years • Pass EA Jumping CD exam requirements for Level 2 • Nominated by two CDs of EA Level 3 or FEI Level 2 or higher 	<ul style="list-style-type: none"> • Officiated as a Level One CD at a minimum of six events in the previous two years • Worked as an assistant on four separate EA events (one of which must be of at least two days duration) with two different Level 3 or higher CD's previous 2 years. • Submit Course Plans from 2 events where they have officiated at and Log Books to their State Jumping Committee. The SJC obtain feedback from 2 riders at these events 	<ul style="list-style-type: none"> • Attend the first day of a CD Update or Refresher Clinic or Course once every three years • Draw a satisfactory course plan at this clinic • Meet re-accreditation requirements set by EA
Level 1 National	<ul style="list-style-type: none"> • Current EA Member • Be at least 18 years • Be currently registered as a preliminary Course Designer for at least 1 year Or <ul style="list-style-type: none"> • Competed in six shows annually at 1.30m or above for the last 4 years 	<ul style="list-style-type: none"> • Attend EA CD Level 1 Course over two days, in the previous three years • Pass EA Jumping CD exam requirements for Level 1 • Nominated by two CD of EA Level 2 or higher 	<ul style="list-style-type: none"> • Competed in six shows annually at 1.30m or above for the last four years OR <ul style="list-style-type: none"> • Assisted 3 different EA Level 2 or higher CD's on at least 6 occasions at EA competitions in previous 2 years 	<ul style="list-style-type: none"> • Attend the first day of a CD Update or Refresher Clinic or Course once every three years • Draw a satisfactory course plan at this clinic • Meet re-accreditation requirements set by EA
Preliminary	<ul style="list-style-type: none"> • Current EA Member • Be at least 18 years 	<ul style="list-style-type: none"> • Attend an EA CD Course prelim/Level 1 over 2 days in the previous three years 	<ul style="list-style-type: none"> • Assisted 2 different EA Level 1 or higher CD on three occasions in previous 2 years at EA Competitions 	

Record of Course Designing Experiences for Equestrian Australia Accreditation

Name: Address:.....

Current EA Judges/ Course Designer Level: Email:.....

Phone BH: AH: Mobile: Page:.....

Date	Event	Duties	Comments	Name,Signature & Phone contact of overseeing Judge or Course Designer
			
			
			
			
			
			
			

Use additional forms as needed. These forms are to be forwarded to your State EA Branch, Jumping Committee, with a form requesting EA accreditation upgrade. Refer to the EA National Jumping Rules for more information.



EA JUMPING COURSE DESIGN APPLICATION FORM FOR EA PRELIMINARY ACCREDITATION



This form is to be sent directly to the State Jumping Committee for verification **with your attached summary sheet/s of practical Record of Experience Course Design**. Successful applications are forwarded by the State to the National Office to be added to National database.

Name:		EA Member Number:	
Verification Form		Mentor/Staff Signature	
Attend EA Jumping Course Design prelim/Level 1 Clinic over (over 2 days in previous 3 years)	Date: Location:	Attach Certificate	
Practical Experience (completed in previous 2 years)		Venue and Date of Event	
Assistant with 2 different EA Level 1 (or higher level) CD.s 3 x EA Competitions	CD: Date: Location:	Attach Record of Experience	
	CD: Date: Location:		
	CD: Date: Location:		
Endorsement from the respective EA State Jumping Committee SJC please make sure all requirements have been met and all documentation supplied and submitted with application	Name:	Signature SJC	

NOTE: Shaded boxes are for Office/Mentor/SJC Use Only. To help provide check list

Please provide the following details so Equestrian Australia can provide your accreditation:

Please note some contact information will show in online Officials search, please advise if you do not wish for this to happen

Name: _____ Date of Birth: _____

Address: _____

Suburb: _____ State: _____ Post Code: _____

Tel (BH): _____ (AH): _____ Mobile: _____

E-Mail: _____ Fax: _____

Don't forget the application form on page 13



EA JUMPING COURSE DESIGN APPLICATION FORM FOR EA LEVEL 1 ACCREDITATION



This form is to be sent directly to the State Jumping Committee for verification **with your attached summary sheet/s of practical Record of Experience Course Design**
Successful applications are forwarded by the State to the National Office to be added to National database.

Name:		EA Member Number:	
Verification Form		Mentor/Staff	Signature
Be registered as an EA Preliminary Jumping CD for 1 year or completed as Competitor outlined below	Date Appointed	Attach Certificate	
Attend EA Jumping Course Design Level 1 clinic over (over 2 days in previous 3 years)	Date: Location:	Attach Attendance Certificate	
Successful completion of Level 1 exams	Date:		
	Result:		
Nominated by two EA Level 2 (or higher level) Course Designers	CD 1:	Attach Nomination	
	CD 2:	Attach Nomination	
Practical Experience (completed in previous 2 years)			
Competitor - 6 x shows at 1.30m or above per year for the preceding four years OR	1.	4.	Attach Results
	2.	5.	
	3.	6.	
Assistant with three different EA Level 2 (or higher level) CD.s 6 x EA Competitions	CD: Date: Location:	CD: Date: Location:	Attach Record of Experience
	CD: Date: Location:	CD: Date: Location:	
	CD: Date: Location:	CD: Date: Location:	
Endorsement from the respective EA State Jumping Committee	Name:	Signature SJC	
SJC please make sure all requirements have been met and all documentation supplied and submitted with application			

NOTE: Shaded boxes are for Office/Mentor Use Only

Please provide the following details so Equestrian Australia can provide your accreditation:

Please note some contact information will show in online Officials search, please advise if you do not wish for this to happen

Name:	Date of Birth:	
Address:		
Suburb:	State:	Post Code:
Tel (BH):	(AH):	Mobile:
E-Mail:	Fax:	



EA JUMPING COURSE DESIGNER APPLICATION FORM FOR EA LEVEL 2 ACCREDITATION



This form is to be sent directly to the State Jumping Committee for verification **with your attached summary sheet/s of practical record of experience course design.**
Successful applications are forwarded by the State to the National Office to be added to the National database.

Name:		EA Member Number:	
Verification Form		Mentor/Staff	Signature
Registered EA Level 1 Jumping CD minimum of 2 years	Date Obtained:	Attach Certificate	
Attend EA Jumping Course Designer Level 2 Course over 2 (in previous 3 years)	Date: Location:	Attach Attendance Certificate	
Level 2 Course Designers Theory Exam (Completed at the CD Course attended)	Date:		
	Result:		
Nominated by two EA Level 3 (or higher level) Course Designer	CD 1:	Attach Nomination	
	CD 2:	Attach Nomination	
Practical Experience (completed in previous 2 years)			
Officiated as an EA Level 1 CD 6 x EA Competitions	Date: Location:	Date: Location:	Attach Record of Experience
	Date: Location:	Date: Location:	
	Date: Location:	Date: Location:	
Assistant with two different EA Level 3 (or higher level) Course Designers 4 x EA Competitions (one must be over 2 days)	CD: Date: Location:	CD: Date: Location:	Attach Record of Experience
	CD: Date: Location:	CD: Date: Location:	
Submit Course Plans 2 x EA events	Attach Copies of Course Plans		
Endorsement from the respective EA State Jumping Committee SJC please make sure all requirements have been met and all documentation supplied and submitted with application	Name:		Signature SJC

NOTE: Shaded boxes are for Office/Mentor/SJC Use Only. To help provide check list

Please provide the following details so Equestrian Australia can provide your accreditation:

Please note some contact information will show in online Officials search. Please advise if you do not wish for this to happen

Name: _____ Date of Birth: _____

Address: _____

Suburb: _____ State: _____ Post Code: _____

Tel (BH): _____ (AH): _____ Mobile: _____

E-Mail: _____ Fax: _____



EA JUMPING COURSE DESIGNER APPLICATION FORM EA LEVEL 3 ACCREDITATION



This form is to be sent directly to the State Jumping Committee for verification **with your attached summary sheet/s of practical Judging Record of Experience**. Successful applications are forwarded by the State to the National Office to be forwarded to EAEC for approval.

Name		EA Member Number:	
Verification Form		Mentor/Staff	Signature
Registered EA Level 2 Jumping Course Designer minimum of 2 years	Date Obtained:	Attach Certificate	
Attend EA Jumping Course Designers Level 3 Course (in previous 3 years)	Date: Location:	Attach Attendance Certificate	
Successfully complete Theory Exam (Completed at the Course attended)	Date: Location:		
Submit Course Plans to Course Director at L3 Course 2 x EA events (Completed at the Course attended)	Attach Copies of Course Plans		
Practical Experience (completed in previous 2 years)			Signature
Officiated as an EA Level 2 Course Designer 8 x EA Competitions	Date: Location:	Date: Location:	Attach Record of Experience
	Date: Location:	Date: Location:	
	Date: Location:	Date: Location:	
	Date: Location:	Date: Location:	
Assistant with two different FEI Level 2 (or higher level) Judges 4 x EA/FEI Competitions	CD: Date: Location:	CD: Date: Location:	Attach Record of Experience
	CD: Date: Location:	CD: Date: Location:	
Endorsement from the respective EA State Jumping Committee SJC please make sure all requirements have been met and all documentation supplied and submitted with application	Name:	Signature SJC	

NOTE: Shaded boxes are for Office/Mentor/SJC Use Only. To help provide check list

Please provide the following details so Equestrian Australia can provide your accreditation:

Please note some contact information will show in online Officials search. Please advise if you do not wish for this to happen

Name: _____ Date of Birth: _____

Address: _____

Suburb: _____ State: _____ Post Code: _____

Tel (BH): _____ (AH): _____ Mobile: _____

E-Mail: _____ Fax: _____

Don't forget the application form on page 13

Application form Page 2

Your EA membership must be current and both pages of the application form and supporting documents received by the State Jumping Committee before your EA Official registration can be processed.

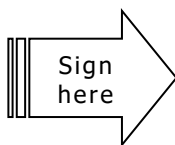
Your Declaration

The EA and its affiliated organisations have a duty of care to their members and to the general public who interact with EA Officials, as these responsibilities may involve direct and/or unsupervised contact with people under the age of 18 years. As part of this duty of care and as a requirement of the EA's Member Protection Policy, the EA must enquire into the background of EA Members applying for registration as an EA Official.

All EA Members wishing to be registered by the EA as an EA Official are required to complete the following declaration;

I Sincerely declare:

1. I have met all the requirements in relation to state specific legislation regarding police checks, working with children checks and can produce evidence as required.
2. I do not have any criminal charge pending before the courts, nor any criminal convictions or findings of guilt for offences involving sexual activity, acts of indecency, child abuse or child pornography.
3. I have not had any disciplinary proceedings brought against me by an employer, sporting organisation or similar body involving child abuse, sexual misconduct or harassment, acts of violence, intimidation or other forms of harassment.
4. I have never been sanctioned for an anti-doping rule violation under any EA anti-doping policy (Athlete or Equine).
5. I have never participated in, facilitated or encouraged any practice prohibited by the World Anti-Doping Agency Code or any other anti-doping policy applicable to me, in the EA Horse Anti-Doping Policy.
6. To my knowledge there is no other matter that the EA may consider to constitute a risk to its members, employees, volunteers, athletes or reputation by accepting my EA Officials registration.
7. I will notify the CEO of the organisation(s) engaging me immediately upon becoming aware that any of the matters set out in clauses [1 to 5] above has changed for whatever reason.
8. I acknowledge that I have read and agree to abide by the **EA Code of Conduct for Officials**. I acknowledge I may be subject to disciplinary action if I breach the code. (Code of Conduct is available to view via www.equestrian.org.au)



SIGNED: _____ DATE: _____

QLD Official will need to supply Blue Card information

Card Number:

Card Expiry Date:

State Contact – Please return a copy of these forms to the Equestrian Australia for Official to be accredited and database updated.

Pathways Officer - Officials
EA National Office
PO Box 673, SYDNEY MARKETS, NSW 2129
Email (preferred) : amy.mcgregor@equestrian.org.au

NOTE: Applications that are incomplete and do not have all additional paperwork will not be accepted and returned to the state.



Unit 7, 11–21 Underwood Road
Homebush NSW 2140
PO Box 673
Sydney Markets NSW 2129
P +61 2 8762 7777
E info@equestrian.org.au
W www.equestrian.org.au
ABN 190 7745 5755

Codes of Conduct as per Attachment A of the EA Member Protection Policy

The EA Code of Conduct for Officials

In addition to the EA General Code of Behaviour, the following requirements are imposed on EA Officials during any activity held or sanctioned by EA, or as an official appointed by the organisation or one of its affiliates:

- Respect the rights, dignity and worth of others
- Be fair, equitable, considerate and honest in all dealing with others
- Use facilities and equipment for their proper purposes and care for and maintain such facilities and equipment correctly
- Refrain from anything which may abuse, intimidate or harass others
- Provide a safe environment for training and competition
- Place the safety and welfare of the riders/participants above all else
- Abide by the principles of the FEI Code of Conduct for the Welfare of the Horse
- Maintain a 'duty of care' towards others and an accountability for matters relating to training and competition
- Accept responsibility for all actions taken
- Be impartial
- Avoid any situation which may lead to a conflict of interest
- Be courteous, respectful and open to discussion and interaction
- Value the individual in sport
- Preserve and protect the standing and reputation of the organisation
- Understand the repercussions if you breach, or are aware of any breaches of the EA Member Protection Policy.



Unit 7, 11–21 Underwood Road
Homebush NSW 2140
PO Box 673
Sydney Markets NSW 2129
P +61 2 8762 7777
F +61 2 9763 2466
E info@efanational.com
I www.equestrian.org.au
ABN 19 077 455 755

Codes of Conduct as per Attachment A of the EA Member Protection Policy

The FEI Code of Conduct for the Welfare of the Horse

1. The Fédération Equestre Internationale (FEI) expects all those involved in international equestrian sport to adhere to the FEI's Code of Conduct and to acknowledge and accept that at all times **the welfare of the horse must be paramount and must never be subordinated to competitive or commercial influences.**
2. At all stages during the preparation and training of competition horses, welfare must take precedence over all other demands. This includes good horse management, training methods, farriery and tack, and transportation.
3. Horses and competitors must be fit, competent and in good health before they are allowed to compete. This encompasses medication use, surgical procedures that threaten welfare or safety, pregnancy in mares and the misuse of aids.
4. Events must not prejudice horse welfare. This involves paying careful attention to the competition areas, ground surfaces, weather conditions, stabling, site safety and fitness of the horse for onward travel after the event.
5. Every effort must be made to ensure that horses receive proper attention after they have competed and that they are treated humanely when their competition careers are over. This covers proper veterinary care, competition injuries, euthanasia and retirement.

The FEI urges all involved with the sport to attain the highest levels of education in their areas of expertise.

Attachment 1

Syllabus Preliminary and Level 1

- Structure of Equestrian Australia
- Role of Course Designer
- Aims of Course Design
- Course designer training and promotion
- Types of Obstacles
- Safety Issues
- Measuring Height and Width of Obstacles
- Line/Rhythm
- Arena Balance
- Start- Finish Line
- First Obstacle and Opening Line
- Importance of In/Out Gate
- First Combination
- Suitable Combinations
- Distances in Combinations
- Related Line Distances
- Factors influencing stride distances
- Basic Scale
- Course Plan Requirements
- Jump-off
- Layout of course
- Practice Arena
- Squaring combinations and straight related lines
- Speed of competitions and time allowed
- Measurement of course
- Specialist obstacles
- Obstacle construction
- Analysing Course Plan
- Competitions other than Table A (Special requirements)

Attachment 2

Syllabus Level 2

- Structure of Equestrian Australia
- Types of Obstacles
- Safety Issues
- Height and Width of Obstacles
- Line/Rhythm
- Suitable Combinations
- Distances in Combinations
- Related Line Distances
- Factors influencing stride distances
- Scale for medium to large arenas
- Jump-off
- Layout of course
- Speed of competitions and time allowed
- Measurement of course
- Specialist obstacles
- Obstacle construction
- Obstacle Colour
- Liverpools
- Competitions other than Table A (Special requirements)

Attachment 3

Syllabus Level 3

- Structure of Equestrian Australia
- Types of Obstacles appropriate for various levels of competition
- Height and Width of Obstacles
- Line/Rhythm
- Suitable Combinations
- Distances in Combinations
- Related Line Distances
- Factors influencing stride distances
- Scale for large arenas
- Jump-off
- Layout of course
- Speed of competitions and time allowed
- Measurement of course
- Specialist obstacles Obstacle design and sponsor jumps
- Obstacle construction
- Liverpools
- Water Jump
- Obstacle Colour
- Competitions other than Table A (Special requirements)
- Making recommendations to organising committees

Attachment 4

Assessment of Course Plans EA Level 1

- All assessments are to be completed by course director and one other approved course director
- The results from the two assessors are averaged to obtain a final score.
- An average of 6.0 and above is a pass. 5.9 is not successful.
- All course plans to be freehand drawn. (No computer drawing allowed.)
- All course plans to be completed at seminar.
- All course plans to be drawn to scale. (For level 1 the scale to be used is 1:400)
- All plans to show:
 - Position of entry /exit
 - Position of obstacles
 - Dimensions of obstacles
 - Position of Start/ Finish line
 - Distances in Combinations
 - Distances in related lines
 - Jump-off or second phase or second round obstacles
 - Specialty obstacles, wall, Liverpool, stile/narrow obstacle, obstacle with plank on top
- One plan is to be prepared for a
 - 238 2.2 Table A with Jump-offand one plan can be chosen from the following competitions if they have been covered in the seminar
 - 238 2.1 Table A One round
 - 273 2.3 Competition over two rounds
 - 263/239 Table C Speed and Handiness
 - 269 Accumulator
 - 274 Competition in 2 Phases.
- The following elements of the plan are marked out of 10
 - **Plan**, Does the plan contain all of the required information and can the plan be easily read by a ring crew
 - **Dimensions** Do all obstacles have fence dimensions, are dimensions showing a progression in difficulty, are dimensions appropriate for the stated height of the competition.
 - **Line**: Does the line for the course appear to flow and is there a balance of left rein, right rein, straight
 - **Distances**: Are the distances varied and are they appropriate for the competition height and competitors.
 - **Balance**: Is there a balance in the arena of the location of the obstacles
 - **Jump-off, second round** Are they suitable and do they fulfil the requirements for the competition
 - **Layout**. *Did the layout agree with the plan, were changes made during the layout to improve the flow of the course (This is not always possible to do at a seminar as it takes considerable time)*

To obtain the score for each participant the 5 (or 6 scores if layout is included) are added and divided by 5 (or 6) . The average of the two assessors scores gives the final score for the participant.

Attachment 5

Assessment of Course Plans EA Level 2

- All assessments are to be completed by course director and at least one other approved course director
- The results from the two assessors are averaged to obtain a final score.
- An average of 6.5 and above is a pass. 6.4 is not successful.
- All course plans to be freehand drawn. (No computer drawing allowed.)
- All course plans to be completed at seminar.
- All course plans to be drawn to scale. (For level 2 the scale to be used is 1:400 for one plan and another plan is 1:500) Arena Size is 80m by 50 metres for the first course plan. For the second plan the arena 100m by 60m
- All plans to show:
 - Position of entry /exit
 - Position of obstacles
 - Dimensions of obstacles
 - Position of Start/ Finish line
 - Distances in Combinations
 - Distances in related lines
 - Jump-off or second phase or second round obstacles
 - Specialty obstacles, wall, Liverpool, stile/narrow obstacle, obstacle with plank on top
- One plan is to be prepared for a
 - 238 2.2 Table A with Jump-off Maximum height 1.20m Day 1 of a 2 day show
 and using this original plan a further plan be chosen from the following competitions if they have been covered in the seminar
 - 238 2.1 Table A One round
 - 263/239 Table C Speed and Handiness
 - 269 Accumulator
 - 274 Competition in 2 Phases.
 -
- One Plan for a Competition over 2 Rounds Article 273 3.3. Maximum height 1.40m Day 3 of a 3 day show
- The following elements of the plan are marked out of 10
 - **Plan:** Does the plan contain all of the required information and can the plan be easily read by a ring crew.
 - **Dimensions:** Do all obstacles have fence dimensions, are dimensions showing a progression in difficulty, are dimensions appropriate for the stated height of the competition.
 - **Line:** Does the line for the course appear to flow and is there a balance of left rein, right rein, straight.
 - **Distances:** Are the distances varied and are they appropriate for the competition height and competitors.
 - **Balance:** Is there a balance in the arena of the location of the obstacles
 - **Jump-off, second round:** Are they suitable and do they fulfil the requirements for the competition.
 - **Layout.** *Did the layout agree with the plan, were changes made during the layout to improve the flow of the course (This is not always possible to do at a seminar as it takes considerable time)*

To obtain the score for each participant the 5 (or 6 scores if layout is included) are added and divided by 5 (or 6) . The average of the two assessors scores gives the final score for the participant.

Attachment 6

Assessment of Course Plans EA Level 3

- All assessments are to be completed by course director and at least one other approved course director
- The results from the two assessors are averaged to obtain a final score.
- An average of 7.0 and above is a pass. 6.9 is not successful.
- All course plans to be freehand drawn. (No computer drawing allowed.)
- All course plans to be completed at seminar.
- All course plans to be drawn to scale. (For level 3 the scale to be used is 1:400 for one plan and another plan is 1:500) Arena Size is 80m by 50 metres for the first course plan. For the second plan the arena 100m by 80m, for the third plan the arena is an indoor arena 75m by 35m. The outdoor plans may have permanent obstacles in the arena
- All plans to show:
 - Position of entry /exit
 - Position of obstacles
 - Dimensions of obstacles
 - Position of Start/ Finish line
 - Distances in Combinations
 - Distances in related lines
 - Jump-off or second phase or second round obstacles
 - Specialty obstacles, wall, Liverpool, stile/narrow obstacle, obstacle with plank on top, water jump
- One plan is to be prepared for a
 - 238 2.2 Table A with Jump-off Maximum height 1.20m Day 1 of a 2 day show and using this original plan a further plan be chosen from the following competitions if they have been covered in the seminar
 - 238 2.1 Table A One round
 - 263/239 Table C Speed and Handiness
 - 269 Accumulator
 - 274 Competition in 2 Phases.
- One Plan for a Competition over 2 Rounds Article 273 3.3 Maximum height 1.40m Day 3 of a 3 day show
- The following elements of the plan are marked out of 10
 - **Plan:** Does the plan contain all of the required information and can the plan be easily read by a ring crew.
 - **Dimensions:** Do all obstacles have fence dimensions, are dimensions showing a progression in difficulty, are dimensions appropriate for the stated height of the competition.
 - **Line:** Does the line for the course appear to flow and is there a balance of left rein, right rein, and straight.
 - **Distances:** Are the distances varied and are they appropriate for the competition height and competitors.
 - **Balance:** Is there a balance in the arena of the location of the obstacles.
 - **Jump-off, second round:** Are they suitable and do they fulfil the requirements for the competition.
 - **Layout.** *Did the layout agree with the plan, were changes made during the layout to improve the flow of the course (This is not always possible to do at a seminar as it takes considerable time)*

To obtain the score for each participant the 5 (or 6 scores if layout is included) are added and divided by 5 (or 6) . The average of the two assessors scores gives the final score for the participant.

CONTACT AND REFERENCE INFORMATION

These are available from the EA National Office, the EA and the FEI websites.

Rules

EA Jumping Rules page

- www.equestrian.org.au/jumping-rules

EA World Cup Jumping page

- www.equestrian.org.au/jumping

FEI Jumping Rules page

www.inside.fei.org/fei/disc/jumping/rules

General Information

- Equestrian Australia is the National Federation (NF) for National and International Competitions in Australia, the High Performance Management, funding, National Rules, Policies, Education/Training and Promotion of the Sport. See the website for more information. www.equestrian.org.au
- The (Government) Australian Sports Commission (ASC) authorises and funds Australian Sport.
- EA Branches are responsible for Registrations, Affiliated Clubs and Schools programmes.

Reference points

- EA National www.equestrian.org.au
- Official list: on EA website www.equestrian.org.au/members/search/official. It can be further filtered by Level and State.
- FEI - www.fei.org
- FEI Jumping Officials www.inside.fei.org/fei/your-role/officials/jumping
- Certificate – issued by National Office
- Code of Conduct **for the Welfare of the Horse**
- Code of Conduct for Officials



CONTACT INFORMATION

Equestrian Australia

P.O Box 673, Sydney Markets

NSW, 2140

Tel: 02 8762 7777

State	Contact Details	Role	Contact and Email
	Equestrian Queensland Postal Address: PO Box 1358, Coorparoo DC QLD 4151 Tel: 07 3891 6611	State Jumping Committee Chair	Becky Jenkins becky@fairviewph.com.au
		State Branch Contact	enquiries@equestrianqld.com.au
	Jumping NSW Postal Address: PO Box 118 Camden NSW 2570 Tel: 02 9620 2660	State Jumping Committee Chair	Annette Maunder Annettemaunder4@gmail.com
		State Branch Contact	info@ensw.org.au
	Equestrian TAS Postal Address: PO Box 277, Brighton TAS 7030 TEL: 03 62685261	State Jumping Committee Chair	Tim Williams Tim.j.w@bigpond.com
		State Branch Contact	office@equestriantas.com
	Equestrian VIC Postal Address: PO Box 616, Werribee VIC 3030 Tel: 03 9013 0707	State Jumping Committee Chair	Clint Rose clintrose@equestrianvictoria.com.au
		State Branch Contact	jumping@equestrianvictoria.com.au
	Equestrian WA Postal Address: 303 Cathedral Avenue Brigadoon Western Australia 6069 Tel: 08 9296 1200	State Jumping Committee Chair	Amy Kippin
		State Branch Contact	reception@equestrianwa.org.au
	Equestrian SA Postal Address: Unit 10, 2 Cameron Road Mount Barker SA 5251 Tel: 08 8391 0488	State Jumping Committee Chair	Brenton Ames jumping@equestriansa.com.au
		State Branch Contact	reception@equestriansa.com.au
	Equestrian NT Postal Address: PO Box 1244 Palmerston NT 0831 Tel: 0417 848 545	State Jumping Committee Chair	
		State Branch Contact	admin@ent.org.au