



NATIONAL SHOW HORSE RULES

Effective 1st ~~January~~ July 2019
CLEAN-MARKED VERSION

The Equestrian Australia National Show Horse Rules
may also be found on the Equestrian Australia

Website:
www.equestrian.org.au

PREAMBLE

These rules have been revised to gather the EA regulations, rules, by-laws, code of conduct, policies, procedures and guidelines (the **'Rules Requirements'**) from many aspects of the EA Sport of Show Horse into one resource. This in turn will make it easier for judges, competitors, owners and organisers to locate relevant information.

It is important that all involved in the Sport know and abide by the rules requirements under which they compete. As well, organisers and volunteers must be aware and abide by their responsibilities and entitlements. This handbook will be a key source of that knowledge.

The rules requirements may not provide for every eventuality. In any such case, it is the duty of the appropriate organisers and officials to make a decision in a sporting spirit and adhere as closely as possible to the intention of the rules requirements.

Competitors and Judges must read the rules and conditions of entry to an event carefully as the breach of a rule or conditions of entry may attract a penalty or sanction.

It is desirable that judges' names and appropriate classes be printed in the show schedule or publicised prior to the show. The success of these rules in part hinges on the fact that Competitors **MUST KNOW WHO IS JUDGING**. Competitors are directed to make every effort to discover who is judging their events.

Where the masculine gender appears it also includes the feminine gender. Where the singular appears it also includes the plural, and vice versa.

These rules are effective from 1st January 2018. From this date on, all other texts covering the same matter are superseded.

REFERENCES

To be read in conjunction with the EA General Regulations and other EA policies and by-laws available on the EA website www.equestrian.org.au Reference may also be made to FEI publications. It is the responsibility of the competitor to be familiar with rules at the time of entry.

Definitions

ABUSE OF THE HORSE:	has the definition referred to in clause 1.7.1 (taken from Appendix A of the EA General Regulations)
APPEALS COMMITTEE	An Appeal Committee consists of a president and 2 to 4 other persons
BUSINESS PARTNER:	An association of two or more persons engaged in a business enterprise in which an economic benefit is derived
CHIEF STEWARD:	Oversees all officials.
CHILD/ JUNIOR:	A person who is 5 years and under eighteen (18) years of age. Age determined as 1 January each calendar. Except for Leading Rein classes where riders may turn 5 years old on the day are eligible to compete
CLASS:	means any class included in the entry form, program or schedule for a Show Horse Event or Competition.
COMPETITION:	means any EA designated Show Horse event or competition or a particular competition held as part of an Event.
COMPETITOR:	means the entrant, exhibitor, owner(s) lessee, rider or handler each of whom must be an EA member
EA	means Equestrian Australia Limited
EA RULES REQUIREMENT:	has the definition referred to in clause 1.1.
EMPLOYEE:	A person who has a contract (verbal or written) to provide services to another person or business and in doing so derives an economic benefit.
EMPLOYER:	A person or business that hires the services of a person who in turn derives an economic benefit.
EXHIBIT:	The combination of horse and Competitor. The Competitor may be the owner, lessee or owner's representative. Both horse and Competitor must be eligible to compete in the particular class.
EVENT:	means any show horse event or competition organised and held under these Rules and the General Regulations
FAMILY:	Spouse, brother, sister, child, uncle, aunt, parents, grandparents, grandchildren, nephew, niece, or cousin (including in-law, step and de-facto relationships).
GEAR STEWARD	A person responsible for checking the gear of each competitor.
GENERAL REGULATIONS:	means the EA General Regulations
GROUND JURY	consists of the officiating judges for the competition

HORSE:	means a hack, galloway or pony as the context requires
KNOWINGLY:	Acquainted/aware of the truth. Informed of the facts. Where this situation exists it shall be presumed that any breach is intentional.
LEASE:	Where the possession of a horse but not the ownership is transferred to another person.
LESSEE:	The lessee of a horse as defined in the lease.
OFFICIATING:	An individual is deemed to be officiating at an event, if appointed to do so by the event organising committee, from the time they commence until the completion of their duties.
OWNER:	The owner(s) is/are the person(s) named as the owner(s) on the EA registration papers.
REPRESENTATIVE:	A person not being the owner or lessee showing the horse on behalf of the owner or lessee.
RESIDENCY/ RESIDENT	The State in which the primary owner has its habitual abode. The residency of a horse will be the same as the owner (as noted on the EA registrations papers). Should a horse be leased the horse's residency will become the same as the lessee's. The primary owner will be determined by the State in which the owner(s) elects to send the registration papers. The horse must live in the same state in which it is registered and where the owner/lessee resides for a period of 3 months and 1 day prior to the commencement date of the State HOTY event. The lease/transfer must be lodged with the state office in which the horse resides 3 months and 1 day prior to the commencement date of the state HOTY.
RULES:	means these EA National Show Horse Rules
SALE:	The horse shall be deemed to have been sold or leased when the appropriate transfer of the registration papers has been received by EA
STATE HORSE OF THE YEAR	Refer to an Equestrian Australia (EA) State Horse of the Year.
TECHNICAL DELEGATE:	to help the ground jury to supervise the technical conduct of the competition. Must be a financial member of Equestrian Australia.
TIME SPAN:	Months are considered to be calendar months.
TRAINER:	A person who trains and/or prepares and/or procures horses, and/or trains Exhibitors. The trainers shall not necessarily receive reward for such training and training may take place anywhere including showground facilities.
TUITION:	Instruction of horse and/or rider as an individual cannot compete under competition conditions under that instructor within six months from the date of the last tuition or vice versa. This does not apply to a group of two or more riders in a clinic situation. Does not include group judging seminars or mentoring and assessment under NOAS.

VESTED INTERESTS:

Refer to the EA Conflict of Interest Policy.

SECTION 1: GENERAL RULES AND CONDITIONS OF ENTRY

1.1 Conditions of Entry

1.1.1 Acceptance of the rules

- a) All members of the EA shall accept and be bound by these rules.
- b) Making an entry for any event constitutes implicit acceptance of these rules.
- c) Competitors are responsible for knowing and complying with these rules. It remains the full responsibility of the rider to comply with the equipment rules as outlined.
- d) Breach of the rules may entail elimination unless other penalties are stipulated.

These Rules must be read in conjunction with the EA General Regulations. In cases of conflict of interpretation between the provisions of the Rules the principles of the EA General Regulations will take precedence (EA General Regulations article 99.8)

Should any issue arise with regards to the interpretation of any Show Horse rule it shall be referred to the EASHC for determination.

The EASHC will determine what interpretation is to be given and this decision will be binding and no appeal or protest will be permitted

1.1.2 Competitors must hold the minimum necessary level of EA membership. Refer to the General Regulations for membership and horse registration requirements.

1.1.3 Childs/Junior Classes

- a) Childs/Junior classes are for riders 5 year and under 18 years on the 1st January of each year (excluding leading rein). The class is to be judged on the suitability of the horse to be ridden by a child. Small Ponies are to be ridden by a child 14 years and under.

1.1.4 Horses shall be shown at their current recorded height and must hold a current EA Height Certificate to compete at any EA event including State and Australasian Horse of the Year Events. All certificates are valid for a stated period. Competitors shall carry their EA Registration Papers, Competition Licenses (in States where they are issued), EA Height Certificates and EA Membership Card at all affiliated shows and make them available for inspection upon request.

Horses or ponies that are over 8 years old and have three consecutive measurements that place the horse in the same height group over a three year period will be eligible for a Life Measurement certificate. (Refer to the EA Measuring Rules)

1.1.5 The person making an entry shall ensure that the Competitor and horse are eligible and entered and shown only in the correct classes, and that the horse is entered and shown under its full EA registered name.

1.1.6 A horse is ineligible to compete if its brands, microchip numbers, colour and/or markings differ from those set out on its EA Registration Papers. (however colour enhancement is allowed)

1.1.7 No person shall deface or alter EA Registration Papers, EA Competition Licenses or EA Height Certificates.

1.1.8 The Judge's decision shall be final subject to the outcome of any protest, report or investigation made within the Rules.

1.1.9 Stallions are not permitted in show horse classes.

1.1.10

Riders must wear an approved safety helmet as approved by Equestrian Australia's current standards for helmets at all times when mounted. The retaining harness must be secured to the shell at two points, properly adjusted and fastened at all times. Riders without approved headgear shall be ineligible to compete.

1.1.11 For safety reasons, at all times when riding at an event all competitors must wear suitable riding boots with a heel and little or no tread.

1.1.12 Riders must be mounted on entering and leaving the arena on penalty of elimination.

1.1.13 If in the lineup, during a workout, or on the circle there is a fall of horse and/or rider it will entail elimination from that class.

1.1.14 If a horse leaves the workout area, other than at the direction of a judge or official, it will entail elimination from that class.

1.1.15 In the event of a fall by horse or competitor, it will be the decision of the Judge or a representative of the organising committee, (informed if necessary by a doctor or medical officer in the case of a rider or a vet or horse welfare officer in the case of a horse), as to whether the rider or horse can continue to compete.

1.1.16 The Judge has the power to eliminate a horse or rider if it is deemed by the judge to be erratic and unruly.

1.1.17 Competition Licenses will not be issued to show horses that are less than 3 years old at 1 August in the year of the relevant event or competition.

1.1.18 A Competitor shall not exhibit under a Judge when his exhibit is ineligible for any reason.

1.1.19 Any outside assistance or intervention, including coaching by voice, signs, etc., may result in elimination

1.1.20 If a Judge knowingly permits an ineligible rider or exhibit to compete, the Judge and the Competitor may each be held in breach of the rules.

1.2 Conflict of Interest

Refer to the EA Conflict of Interest Policy.

Organising committees are obliged to publish the appointed Judges' names in schedules and advertising in advance of the show. Competitors are obliged to find out the appointed Judges for their classes.

1.2.1 A Competitor may not exhibit before a judge if within the period of six months prior to the date of competition:

- a) the Competitor is a member of the Judge's family
- b) the Competitor has represented the Judge or competed on a horse owned by the judge
- c) the horse or any horse was owned or leased by:
 - the Judge;
 - any member of the Judge's family;
 - the Judge's employer, employee or business partner.
 - the Judge or his business partner

- d) provided privately arranged tuition to the horse or competitor (not including group clinics).
- e) the Competitor has given privately arranged tuition to the Judge or trained or prepared a horse owned or leased by the Judge, (not including group clinics).
- f) the Competitor is employed, has been employed by or has been a business partner of the Judge.
- g) In addition to the above points a competitor may not exhibit before a judge if their family has provided private accommodation for the Judge within a 3 month period prior to or during the event.

1.2.2 A Judge or his family shall not visit neither the competitors nor the competitors horses, nor inspect or discuss any horse entered in the event for the duration of the show, except as required for judging and where permitted by rule 1.2.3 below.

1.2.3 No person shall approach a Judge for the duration of the event unless they first obtain permission for the Ring Master or Ring Steward. A competitor seeking the opinion of a Judge must do so under the supervision of a Steward.

1.2.4 Exemptions may be granted if judging appointments are altered with insufficient time for Judges' names to be publicised prior to the Event.

1.3 Code of Conduct for the Welfare of the Horse

The following code has been developed by the FEI and adopted by the EA.

- 1.3.1** At all stages during the preparation and training of competition horses, welfare must take precedence over all other demands.
- a) Good horse management — Stabling, feeding and training must be compatible with good horse management and must not compromise welfare of the horse. Any practices that could cause physical or mental suffering, in or out of competition, will not be tolerated.
 - b) Training methods — Horses must only undergo training that matches their physical capabilities and level of maturity for their respective disciplines. They must not be subjected to any training methods which are abusive, cause fear or for which they have not been properly prepared.
 - c) Farriery and tack — Foot care and shoeing must be of a high standard. Tack must be designed and fitted to avoid the risk of pain or injury.
 - d) Transport — During transportation, horses must be fully protected against injuries and other health risks. Vehicles must be safe, well ventilated, maintained to a high standard, disinfected regularly and driven by competent persons. Competent handlers must always be available to manage the horses.
 - e) Transit — All journeys must be planned carefully and horses permitted regular rest periods with access to food and water in line with FEI guidelines.
- 1.3.2** Horses and competitors must be fit, competent and in good health before they are allowed to compete.
- a) Fitness and competence — Participation in competition must be restricted to fit horses and riders of proven competence.
 - b) Health status — No horse showing symptoms of disease, lameness, significant ailments or preexisting clinical conditions should compete or continue to compete if its welfare would be compromised. Veterinary advice must be sought whenever there is any doubt.
 - c) Doping and medication — Abuse of medication and doping is a serious welfare issue and will not be tolerated. After any veterinary treatment, sufficient time must be permitted for the horse's full recovery before competition.
 - d) Surgical procedures — Any surgical procedures that threaten a competing horse's welfare or the safety of other horses and/or riders must not be permitted.

- e) Pregnant/Recently foaled mares — A mare must not compete after their fourth month of pregnancy or with foal at foot.
- f) Misuse of aids — Abuse of a horse using natural riding aids or artificial aids (e.g. whips, spurs, etc) will not be tolerated

1.3.3 Events must not prejudice horse welfare

- a) Competition areas — Horses must only be trained and compete on suitable and safe surfaces. All obstacles must be designed with the safety of the horse in mind.
- b) Ground surfaces — All ground surfaces which horses walk, train or compete on must be designed and maintained to reduce factors that could lead to injuries. Particular attention must be paid to the preparation, composition and upkeep of surfaces
- c) Extreme weather — Competitions must not take place in extreme weather conditions if the welfare or safety of the horse may be compromised. Provision must be made for cooling horses quickly after competing in hot or humid conditions. (Refer to EA Hot Weather Policy).
- d) Stabling at events — Stables must be safe, hygienic, comfortable, well-ventilated and of sufficient size for the type and disposition of the horse. Appropriate feed and clean bedding, fresh drinking water and washing-down water must always be available.
- e) Fitness to travel — After competition a horse must be fit to travel in accordance with the FEIs guidelines.

1.3.4 Every effort must be made to ensure that horses receive proper attention after they have competed and that they are treated humanely when their competition careers are over.

1.4 Abuse of the horse (Article 142, FEI General Regulations and EA rules)

No person may abuse a horse during an event or at any other time. 'Abuse' means an action or omission that causes or is likely to cause pain or unnecessary discomfort to a horse, including without limitation any of the following:

- a) whipping or beating a horse excessively
- b) subjecting a horse to any kind of electric shock device
- c) using spurs excessively or persistently
- d) jabbing the horse in the mouth with the bit or any other device
- e) competing on an exhausted, lame or injured horse
- f) 'rapping' a horse
- g) abnormally sensitise or desensitise any part of a horse
- h) leaving a horse without adequate food, drink or exercise
- i) using any device or equipment which causes excessive pain to the horse.

1.4.1 Reporting of abuse

Anyone witnessing an incident of abuse must report it in the form of a protest (see EA General Regulations Article 163) to the OC immediately or within 14 days of the incident to the State EA office, which has the option of passing it to the Disciplinary Tribunal. Competitors are alerted to the fact that, as well as FEI and EA General Regulation 142, cruel application of spurs, whips or bits is illegal in some Australian states and territories

1.5 Protests Pertaining to the Application of Competition Rules and Conditions of Entry

- 1.5.1** Protests will only be accepted by a current EA member against any person, horse or body involved in any capacity in an EA event or otherwise subject to the jurisdiction of EA including for any alleged failure to observe any of the EA Rules Requirements or violation of the common principles of behavior, fairness, or accepted standards of

sportsmanship, whether occurring during or in connection with an EA event..

- 1.5.2** Protests in respect of any matter occurring during or in connection with an EA event including the matters must be made to the Appeals Committee during its period of jurisdiction
- 1.5.3** Protests regarding matters which have not occurred during or in direct connection with an EA event or which were not known until after the end of the event shall be made to the EA State Branch Manager of the relevant EA State Branch
- 1.5.4** Protests to the Appeals Committee must be given personally to the President of the Appeals Committee. Protests made to the EA State Branch Manager must be received by the EA Branch not later than 14 days after the end of the event.
- 1.5.5** Protests must be in writing, signed by the person making the protest who must be 18 years or over, and accompanied by any supporting evidence, including the names and contact details (including telephone number) of any witness, any statement from any witness and the necessary deposit as deemed by the organising committee
- 1.5.6** Notwithstanding any provision to the contrary, protests against any of the following matters may only be lodged with the Appeals Committee and within the following time limits
 - 1.5.6.1** Protests concerning the eligibility of a competitor or horse or to the conditions of the arena: not later than 30 minutes before the start of the relevant class or competition
 - 1.5.6.2** Protests concerning an obstacle, or the plan or length of the course for a jumping competition: not later than 15 minutes before the start of the class or competition;
 - 1.5.6.3** Protests containing irregularities or incidents during a class or competition, or the classification of a class or competition: no later than 60 minutes after the posting of the results of such class or competition.
- 1.5.7** Notwithstanding anything to the contrary, the EA State Branch Manager may, in special circumstances which – in his sole discretion – warrant such action, refer to a Judicial Committee a protest against any person or body made by any person or body or on his own initiative, at any time, in regard to any matter contemplated by clause 1.5.1 and without the payment of a deposit.
- 1.5.8** The Ground Jury and/or the Appeals Committee must report any protest made and its decision or recommendation to the EA State Branch Manager as soon as practicable

1.6 Protests, reports, appeals and Yellow Warning Cards

Officials and competitors need to abide by the Codes of Conduct as contained in the EA Member Protection Policy. Refer to the Complaints Procedures, EA Disciplinary By-laws at www.equestrian.org.au for processes.

A copy of the “Yellow Warning Card” is annexed to the rules.

1.6.1 A Yellow Warning Card may be imposed for the following:

- Abuse of horse (an action or omission involving the mistreatment of a horse).
 - Abuse of an Official (including abusive or bullying behaviour directed to an Official and conduct directed toward an Official that denigrates the Official).
 - Failure to follow a direction of an Official relating to compliance with these rules.
- a) Serious infringements involving Abuse of horse, Abuse of an Official or failure to

follow a direction relating to compliance with these Rules must incur a Yellow Warning Card.

- b) Only EA approved Show Horse Officials with the appropriate EA accredited training have the authority to issue a yellow warning card at an event.
Following a meeting with the party concerned at the event Yellow Warning Cards may be issued on the day and when being awarded by an EA Official should ideally be delivered personally to the rider, together with an explanation as to why it is being issued and the possible consequences of any further offences being committed. If after reasonable efforts the rider cannot be notified during the period of the event that they have received a Yellow Warning Card, the rider must be notified within 14 (fourteen) days of the event
- c) In the case of riders under the age of 18 years, a Parent/Guardian must be present when the rider is issued with the Yellow Warning Card.
- d) Where a rider receives two or more Yellow Warning Cards within a 12 month period for the same offence the State Show Horse Committee will prepare a report for referral to the EA Branch for consideration under the Disciplinary Bylaws/General Regulations.
- e) Yellow Warning Cards received at both International and National events will be taken into account.
- f) The EA Official will advise their State Branch and State Show Horse Committee of the issue of ALL Yellow Warning Cards and the reasons for the issue within 48 hours of the event.
- g) The State Branch shall as soon as possible advise the National Office, who will arrange for the Yellow Warning Card issue to be entered into a National Database and will place the notice on the EA National website.
- h) The name of the official giving the Yellow Card, their jurisdiction at the event and the name of the rider should be listed on the National Database, along with the reason for the decision.

1.7 Anti-doping and medication control

Horses and riders may be subject to random in-competition testing. Refer to the EA and FEI Equine Anti-doping and Medication Control Rules (EADMC) and the EA (Athlete) Anti-doping Policy. For more information visit www.equestrian.org.au, www.fei.org or www.asada.gov.au.

1.8 Conflict of interest

For the guidelines relating to any conflict of interest, refer to EA General Regulations, Article 158 and please note the following additions as detailed below.

1.8.1 People may not officiate as a judge of an event if:

- a) they are officiating as a veterinary officer for the same event
- b) they are a member of the Appeal Committee for the same event
- c) they are a Chef d'Equipe or team official for competitors entered in the event.

1.8.2 People may not officiate as a judge of a competition if:

- a) a rider in the competition is a family member
- b) they have held a riding clinic within 2 weeks prior to the event and a horse and/or rider who has participated in that clinic will be in the competition
- c) they are providing private billeted accommodation to a competitor scheduled to be in the competition they are judging
- d) they are an owner or part owner of a horse taking part in that competition
- e) they are a regular trainer/coach of a horse and/or rider taking part in the competition
- f) they have a financial interest in a horse in the competition

- g) they are an employee or employer of a competitor in the competition.

1.9 Age Eligibility of Rider

Riders may enter Official competitions Refer to Article 1.1.3

SECTION 2: CATEGORIES OF SHOW HORSE COMPETITION

2.1 Show Horse and Childs/Junior Classes – Hack, Galloway and Pony

2.1.1 Definition

“Show horse” means a quality, comfortable, well-mannered and educated riding horse, being sound of wind and limb. The horse should be excellently presented and give the appearance of being a pleasure to handle, watch and ride. It is entirely up to the talent of the rider and those connected with the horse to prepare and show it in the way in which it looks and performs best.

Show horses are exhibited in three divisions; Pony, Galloway and Hack.

Except for State and Australasian Championships, it is the discretion of the event OC as to how many classes are offered within each division.

A competitor must choose to enter in classes as either a Show Hunter or a Show horse, but not enter both.

2.1.2 Heights

A Pony Show horse, Hunter or Newcomer must not exceed 14hh

A Galloway Show horse Hunter or Newcomer must be over 14hh and not exceed 15hh

A Hack Show horse, Hunter or Newcomer is over 15hh.

All horses must carry a current EA measuring certificate.

2.2 Show Hunter and Childs/Junior Classes – Hack, Galloway and Pony

2.2.1 Definition

A ‘Show Hunter’ should possess more substance than the modern ridden Show Horse but it must be emphasised they should be quality animals. A quality ‘Show Hunter’ must create the impression that it is capable of hunting over a variety of terrain – this militates against any weakness in conformation which would prevent this, and he must do it comfortably and safely for his rider. The Show Hunter in competition is not required to jump other than in Working Hunter Events

2.3 Leading Rein Pony

2.3.1 Definition

- an open leading rein pony should possess a kind eye, good length of rein, be clean through the gullet and have a reasonably narrow wither so that the child can sit in comfort. It should have a good sloping shoulder, be short in the back and have correct hind legs.
- in addition to displaying the characteristics of an open leading rein pony a hunter leading rein pony should possess more substance

2.4 Newcomer

2.4.1 Definition

A horse that has not competed under saddle (with the exception of Racing) in any State/Territory prior to a date determined by each State/Territory in which the horse resides and is registered. A Pony that has only competed in Leading Rein or Miniature Turnouts and has not competed off the lead is eligible to be considered a Newcomer. A horse that has competed in breed classes under saddle is not eligible to be considered a Newcomer.

- a) HOTY Newcomer~~The horse~~ must be registered with the EA at the time of close of entries.
 - b) The horse must have a current EA Height Certificate.
 - c) The horse must be shown in a snaffle bridle.
 - d) The horse may compete in the relevant State HOTY event as its first competition.
 - e) The horse may compete in the Open section at the HOTY subject to State/Territory qualifying rules where applicable.
 - f) All interstate horses must be registered and/or transferred 3 months and 1 day immediately preceding the date of the State Horse of the Year event.
- Stallions are not eligible to compete.

2.5 Working Hunter

2.5.1 Definition

A Working Hunter should possess more substance than the modern ridden Show Horse but it must be emphasised they should be quality animals. A quality Working Hunter must create the impression that it is capable of hunting over a variety of terrain – this militates against any weakness in conformation which would prevent this, and he must do it comfortably and safely for his rider. The Working Hunter in competition is required to jump.

2.5.2 Workout

Phase 1 - Jumping

The course should be ridden at a hunting pace, jumping each fence smoothly, all changes of leg should be flying changes and not done through the trot. The course should be open and flowing and must have a change of direction.

There must be eight jumping efforts, which can comprise of verticals and spreads and may include a two stride double. Some of the obstacles could be jumped from either side in which case, less actual obstacles are needed. All obstacles are to be clearly numbered.

The course should comprise of some natural obstacles such as hay bales, brush, gate, wall, picket fence, log with rail, rustic rails. All jumps must have a top rail in cups; wooden blocks on a wall are acceptable.

There should be a steward available to assist with the altering or rebuilding of the course.

Phase 2 – Work Out

The workout should be similar to that of a Show Hunter class and should always include a gallop and a change of lead at the canter. The leniency that can be shown by judges for minor transgressions in the show horse should not be shown in the Working Hunter. The order of priorities for flat section judging should be conformation followed by action and

temperament.

- No change of saddlery is allowed between phases or during a phase
- Boots and bandages are permissible for the jumping phase only
- An approved safety helmet must be worn by all competitors
- In the event of equality of marks, the total mark from Phase One will take precedence, followed by the manners mark and then the conformation mark. If there is still a tie, the Judge will decide the winner and that decision is final
- Both phases must be ridden in a snaffle bridle
- Whips to be a maximum length of 75 cms
- No martingales, bearing reins, side or running reins of any kind are permitted
- Ponies up to and including 12.2hh to be ridden by rider 14 years or under
- Ponies over 12.2hh may be ridden by riders of any age.

2.5.3 Rules for Phases of Working Hunter

Phase 1 – Jumping

- Riders are permitted to walk the course dismounted prior to the competition
- No penalty will be incurred if the lower pole on the same vertical plane is lowered
- If a horse/pony turns its quarters to a fence or has a complete turnaround a refusal will be given
- Horses/ponies displaying continued disobedience or ponies leaving the ring, whether the rider is mounted or dismounted will be eliminated
- Any horse/pony taking the wrong course or jumping another fence after completing the course will be eliminated
- The fall of horse and/or rider anywhere on the course will result in elimination. The rider may not attempt another fence but must leave the area immediately on foot
- Any horse/pony eliminated or disqualified in the jumping section will not be required again for Phase Two
- Horses/ponies must not enter the jumping arena prior to the event
- If a jump is knocked down due to refusal or disobedience, the competitor must wait for the steward to rebuild the jump and permission from the judge before re-attempting the obstacle
- The jumping phase must be conducted in an enclosed arena
- Practice jumps must be available in a separate area
- A penciller must be supplied for the judge
- Judges are required to inspect the course prior to the event to ensure that it is suitable and at least 2 fences are at maximum

Maximum Height of obstacles:

- | | |
|--|------|
| • Small Pony 12.2hh and under (rider 14 years and under) | 45cm |
| • Large Pony over 12.2hh and not exceeding 14hh | 55cm |
| • Galloway over 14hh and not exceeding 15hh | 65cm |
| • Hack over 15hh | 75cm |

2.5.4 Marking System Phase 1

Marks		Deductions/Penalties	
Jumping (10 per obstacle cleared)	80	Knock down	10
Style and manners while jumping	20	First refusal	15
		Second refusal	20
		Third refusal	Elimination
		Fall of horse or rider in either phase	Elimination
Max Total	100		

80 marks are awarded for completing the course without elimination. Any penalties are then deducted, and the mark for style and manners is added to arrive at the total score for Phase One.

Phase 2 – Work Out

A work out will be prescribed by the judge. The judge may also require the horse to be stripped to conclude an accurate conformation mark

Marking System – Phase 2 - Competitors to be marked for the following

Conformation	20
Freedom of action	20
Manners	10

2.6 Rider Classes

2.6.1 Definition

A riding competition or rider class is a competition between riders to determine the most correct rider position and application of the aids in an efficient and elegant manner.

2.7 For further information and full category definitions please refer to the Judging Guidelines annexed hereto these rules

SECTION 3 - DRESS, SADDLERY AND EQUIPMENT

3.1 Show Horse and Childs/Junior Classes - Hack, Galloway, Pony, Newcomer

Jackets and waistcoats	Dark coloured Riding jacket with optional vest/waistcoat
Hats and helmets	EA Approved safety helmets MUST be worn by any person when mounted.
Shirts and Ties	A collared shirt with a tie or Ratcatcher Shirt with or without a stock
Jodhpurs or Breeches	Subtle Colours are desirable
Boots	Must have a heel and a non-grip sole . Must be short boots for riders under 18yo in Child's and Rider classes
Spurs	Are permitted when compliant with rule 3.12
Buttonholes	Permitted
Gloves	Permitted
Whips/Canes	Must not exceed 75cm including the tassel (excluding in work area)
Jewelry, hair, makeup	Hair should be neat, makeup and jewelry must be subtle

3.2 Show Hunter and Childs/Junior Classes - Hack, Galloway, Pony, Newcomer

The dress code for Show Hunter classes is generally conservative and understated Two very important factors are that everything should(a) fit the rider and (b) be comfortable to ride in.

Jackets and waistcoats	Tweed Riding Jacket with optional vest/waistcoat.
Hats and helmets	EA Approved safety helmets MUST be worn by any person when mounted..
Shirts and Ties	A collared Shirt with a tie or a Ratcatcher Shirt with or without a Stock
Jodhpurs or Breeches	Subtle colours are desirable
Boots	Must have a heel and a non-grip sole. Must be short boots for riders under 18yo in Child's and Rider classes
Spurs	Are permitted when compliant with rule 3.12
Buttonholes	Permitted
Gloves	Permitted
Whips/Canes	Must not exceed 75cm including the tassel (excluding work area)
Jewellery, hair, makeup	Hair should be neat, makeup and jewelry must be subtle.

3.3 Working Hunter

The dress code for Working Hunter classes is conservative and understated, Hats must be an EA Approved safety helmets MUST be worn by any person when mounted.

3.4 Leading Rein Show Hunter

Handler

Attire to be tasteful and functional to compliment overall picture Women to wear skirt or trousers and jacket or tailored suit, flat shoes suitable for the arena surface, hat and gloves Men to wear smart dress pants and sports jacket or tailored suit with hat, shoes to suit and gloves

Handler to carry the whip or cane that does not exceed 75cm, never the rider.

The dress code for Leading Rein Show Hunter Pony classes is generally far more conservative and understated than Show Horse classes.

3.5 Open Leading Rein Pony

Handler

Attire to be tasteful and functional to compliment the overall picture. Women to wear skirt or trousers and jacket or tailored suit, flat shoes suitable for the arena surface, hat and gloves Men to wear smart dress pants and sports jacket or tailored suit with hat, shoes to suit and gloves

Handler to carry the whip or cane that does not exceed 75cm, never the rider.

3.6 Leading Rein Show Hunter and Open Dress

Jackets and waistcoats	Double, or single vent, straight cut, which fits impeccably, with optional vest/waistcoat in toning colour Riders should preferably wear tweed jackets although those made of plain navy or black fabric are acceptable, Tweed jackets can be of a blue, green or brown mixture, the colour chosen to go well with the horse or pony.
Hats and helmets	EA Approved safety helmets MUST be worn by any person when mounted.
Shirts and Ties	A shirt with a proper collar together with a plain or discreetly patterned matching tie
Jodhpurs or Breeches	Jodhpurs or breeches should be fawn, beige, lemon or banana.
Boots	Short boots in either brown or black
Spurs	Are NOT permitted
Buttonholes	Buttonholes are permitted
Gloves	The colour of these should match the outfit
Whips/Canes	Not permitted for the rider (refer to 3.6)
Jewellery, hair, makeup	Hair in plaits, pony tail or buns fixed with tasteful ribbons or scrunchies to match the browband, and/or tie. Earrings are not acceptable
Rein	Only one rein is permitted from the bit directly to the riders' hand.

3.7 Rider classes

As per Show horse except that riders under the age of 18 years are not permitted to wear top boots or gaiters/chapettes in riding classes

3.8 Gear

- a) Correctly fitted gear is the primary consideration.

-
- b) Saddle should be of good quality leather which is supple and clean and has sound stitching. A straight flapped (dressage type) is desirable – with 3 girth straps which are concealed (not long points). Stirrup irons should not have rubbers
 - c) A discreet natural sheepskin saddle cloth is acceptable
 - d) Bridle should be double (snaffle is acceptable for riders under 12 years), the same colour as the saddle, supple, of good quality leather. Stitching on noseband and brow band optional. No coloured brow bands

3.9 Headgear

All headgear must comply with current approved Equestrian Australia Helmet Standards.

Competitors, Grooms and Trainers must wear an EA approved safety helmet with the retaining harness secured and fastened in ALL EA competitions, and when mounted on a horse, - Failure to have the harness fastened will entail elimination.

3.10 Footwear

Whilst mounted, all competitors must wear riding boots as specified with smooth or almost smooth soles and heels. Heavily indented treads are not permitted for safety and risk management reasons. The exposed side of long boots must be smooth.

3.11 Gaiters/ Chapettes

Gaiters may only be worn with short boots with heels. The gaiters:

- a) exposed side of the gaiter must be full grain leather
- b) must match the colour of the boots
- c) may have hunting tops which must be brown or black

Gaiters/chapettes are not permitted to be worn by competitors under the age of 18 years in a rider class.

3.12 Spurs

Spurs may be worn except by Leading Rein competitors and First Ridden:

- a) a curved or straight shank must point directly back from the centre of the spur when on the rider's boot
- b) the tip of the shank must not point up or point inwards
- c) the arms of the spur must be smooth
- d) if rowels are used, they must be blunt/smooth and free to rotate. Daisy rowels are permitted
- e) there is no maximum length of spurs
- f) metal spurs with hard plastic knobs are allowed
- g) dummy spurs with no shank are allowed

3.13 Whips

In a class the rider or handler must not carry a whip exceeding 75cm in its entirety (including the tassel). Length of whip restriction does not apply when exercising and/or warming up.

3.14 Jacket

The wearing of jackets is optional in hot weather conditions, at the discretion of the Ground Jury. If a rider chooses to discard their jacket, then a light coloured shirt must be worn with a rat catcher or normal collar and long or short sleeves. T-shirts and sleeveless shirts are not permitted.

3.15 Saddle and Saddlecloths

A fully-mounted Dressage type (including all-purpose) saddle of traditional or treeless construction is compulsory, and may be used with or without a saddlecloth. A crupper may be worn by ponies. Numnah colour is optional.

3.16 Bridles, Nosebands and Bits

3.16.1 Snaffle Bridle

A snaffle bridle is an English-type bridle with a single snaffle-type bit and one set of reins. Padding is allowed on bridles.

3.16.2 Nosebands

Nosebands are illustrated at the end of this section. It is compulsory to have one (only) of the following nosebands on a snaffle bridle:

dropped noseband (Illustration 1)

cavesson noseband (Illustration 2)

flash (or Hanoverian) noseband (Illustration 3)

crossed (Grackle or Mexican noseband (Illustration 4)

Nosebands may never be so tightly fixed as to harm the horse. Officials should not loosen the noseband, but request the rider to do so. If the rider refuses and the Official thinks the noseband is still too tight, the Ground Jury should be approached to make a ruling. Padding under the noseband is permitted as long as it is securely attached.

3.17 Bits

Only snaffle bits having the following features are approved for use in Show Horse (see diagrams or photos of Permitted Bits). Bits must not be modified from the manufacturers' design.

Snaffle bits shall be composed of:

- a) Metal
- b) Metal and rubber (bits made only of rubber or rubber and chain not permitted)
- c) Metal and synthetic material

Rigid plastic snaffle bits and bridoon bits made only of metal must meet the following criteria:

- a) All parts of the bit coming into the horse's mouth must be of metal
- b) Mouthpieces may be the same thickness or tapered towards the centre or central joints
- c) There shall not be more than two joints in the mouthpiece
- d) Double-jointed mouthpieces may have one 'roller' or rotating middle piece, in the centre section. Multiple 'rollers' are not permitted.
- e) All parts coming into the horse's mouth shall be rounded, smooth and not rigid, sharp or corrugated.

Keeping within the definition above, some of the types of bits permitted are described and illustrated at the end of this section.

Also permitted but not illustrated:

- a) Half-moon – port mouth – curved
- b) Rubber or synthetic bit – both jointed and unjointed
- c) Sweet iron bit
- d) Rubber covered or synthetic bit

3.18 Double Bridle

A double bridle is an English-type bridle with a bridoon (snaffle) bit and a curb bit and curb chain (metal or leather or a combination), both fitted with a set of reins.

3.18.1 Bridoon

- Must be made of metal or rigid plastic and may be covered with rubber/latex (manufactured state) (bits made only of rubber or rubber and chain not permitted)
- If metal bits are used all parts of the bit coming into the horse's mouth must be of metal (not necessarily the same metal)
- The minimum diameter of the mouthpiece is 10mm
- Double-jointed mouthpieces may have one "roller", or rotating middle piece, in the centre section. Multiple "rollers" are not permitted.
- Flexible rubber bits are not permitted

The diameter of the mouthpiece must be such so as not to hurt the horse.

3.18.2 Curb

The curb bit must be of a type as detailed in the illustrations at the end of this section.

Curb bits must not be modified from the manufacturers' design.

The limits of the dimensions of the curb bits allowable are as follows:

The curb must be made of metal or rigid plastic and may be covered with rubber

(manufactured state) (bits made only of rubber or rubber and chain not permitted)

The lever arm of the curb bit is limited to 10cm (length below the mouth piece).

3.18.3 Noseband

Only a cavesson noseband shall be used with a double bridle.

Optional Items (not compulsory)

- Lip strap (Illustration 12)
- Leather cover for curb chain (Illustration 13)
- Rubber cover for curb chain (Illustration 14)

3.19 Allowed at an Event/Venue

- false tails/tail extensions are permitted in all EA competitions.
- all competitors are permitted the use of one whip in all areas.
- all competitors are permitted the use of a monkey grip.

3.20 Not Allowed at an Event/Venue

- tongue ties
- blinkers
- nasal strips
- muzzle nets
- any other equipment which the Ground Jury, TD or Chief Steward may determine is against the intent and general principles of Show Horse


3.21 Allowed in Warm-Up and Exercise Area but NOT Competition Area

The following gear is permitted in the Warm-up and Exercise Area but not allowed past the gear steward into the competition area. Non-compliance will incur elimination.

- Running martingales (with a snaffle bridle)
- Boots and bandages
- Over-boots (e.g. Easy Boot/Mac Boot/Hoof Boot)
- Saddle covers (e.g. sheepskin or rain covers etc.)
- Headphones or similar devices

Permitted Bits

Various Snaffle Bridle Bits



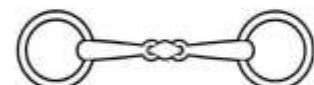
1. Loose-ring snaffle



2a



2b



2c




2d

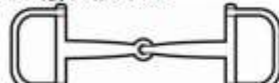


Wilkie bit is not to be used in conjunction with any other bit.

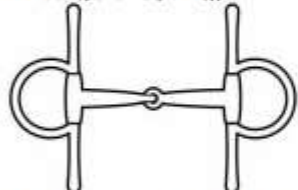
2. a,b,c,d. Snaffle with jointed mouthpiece where middle piece must be rounded



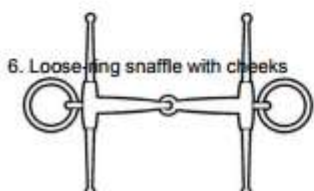
3. Egg-butt snaffle



4. Racing snaffle (D-ring)

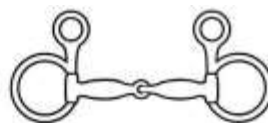


5. Egg-butt snaffle with cheeks (fulmer)




6. Loose-ring snaffle with cheeks

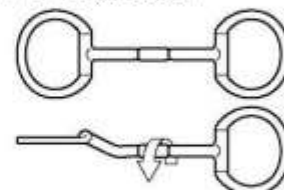
15. Tongue Lay Bit



8. Hanging-cheek snaffle



9. Straight bar snaffle. Permitted also with Mullen mouth and with eggbutt rings



10. Snaffle with rotating mouthpiece



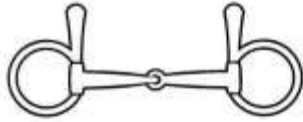
11. Snaffle with rotating middle piece



12. Pelham



13. Broken Pelham




7. Snaffle with upper cheeks only



14. Rugby Pelham

Various Double Bridle Bits



Bridoons

1. Loose-ring bridoon bit



3. Egg-butt bridoon bit



4. Bridoon bit with hanging cheeks

Bridoon bit with rotating middle piece

Bridoon bit with jointed mouthpiece where the middle piece should be rounded

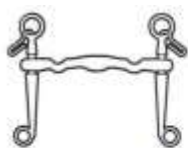
Curbs



5. Half-moon curb bit

6.+7. Curb bit with straight cheeks and port

8. Curb bit with port and sliding mouthpiece (Weymouth). A curb bit with rotating lever arm also allowed

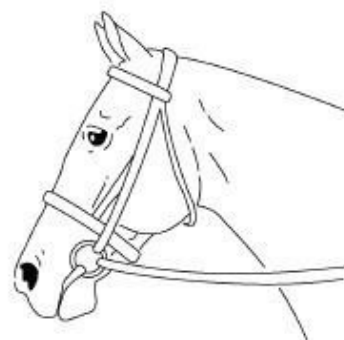
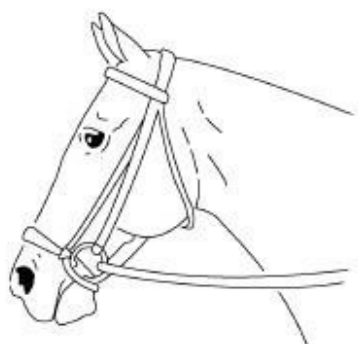


9. Variation of bits no. 6, 7 and 8



10. Curb bit with S-curved cheeks

Permitted Nosebands



1: Dropped noseband



2: Cavesson noseband



*1, 3 and 4 are not permitted when a double bridle is used.

SECTION 4 - ROLES OF OFFICIALS

All situations cannot be foreseen and in any exceptional circumstances it is the duty of the Ground Jury or the appropriate official(s) to make a decision in a sporting spirit adhering as closely as possible to the intent of these rules. All officials must abide by the Equestrian Australian Code of Conduct for Officials. Any official is authorised to:

- intervene in order to prevent any abuse of horses by riders, grooms, owners or any other person
- intervene in order to prevent any contravention of the common principles of behaviour, fairness and accepted standards of sportsmanship.

All situations cannot be foreseen and in any exceptional circumstances it is the duty of the Ground Jury or the appropriate official(s) to make a decision in a sporting spirit adhering as closely as possible to the intent of these rules. All officials must abide by the Equestrian Australian Code of Conduct for Officials. Any official is authorised to:

- intervene in order to prevent any abuse of horses by riders, grooms, owners or any other person
- intervene in order to prevent any contravention of the common principles of behavior and fairness.

4.1 Ground Jury

The Ground Jury consists of the judges of the event.

The Ground Jury:

- a) must be drawn from the current EA Judges list
- b) may include suitably accredited visiting overseas judges with the approval of the EA National Show Horse Committee

The President of the Ground Jury should be the highest accredited judge during the event.

The Ground Jury is responsible for:

- 4.1.1 the technical judging of all individual competitions
- 4.1.2 the allocation and verification of final placings in a competition
- 4.1.3 referring any case which is beyond its jurisdiction to the Appeal Committee
referring any case within its jurisdiction but which it considers deserving of penalties not in the jurisdiction of the Ground Jury to the Appeal Committee
- 4.1.4 referring to the Appeal Committee any matter not requiring an immediate decision for the purpose of judging the competition.

Other tasks of the Ground Jury include:

- a) the members of the Ground Jury must not take into account any unofficial advice or observations from persons who are not members of the Ground Jury, or anything they know beforehand of the competitors or their horses.

4.2 Appeal Committee

An Appeal Committee consists of a president and 2 to 4 other persons and must be appointed for Australasian Horse of the Year and State Championships. It is responsible for:

- a) dealing with protests referred to it
- b) dealing with appeals against decisions of the Ground Jury
- c) dealing with all cases of infringements of any rules for which the Ground Jury is not responsible
- d) inviting any person deemed necessary to help them reach a decision.
- e) at least one judge from the competition in which the incident occurred must be consulted.

The following may not serve as a member of the Appeal Committee:

- a) owners of horses entered in the competition pertaining to the protest

-
- b) judges of the competition pertaining to the protest
 - c) coaches of competitors entered in the event
 - d) competitors entered in the event
 - e) close relatives of those listed above
 - f) Chefs d'Equipe or other officials of teams entered in the event
 - g) the Technical Delegate
 - g) any person with a conflict of interest.

The decision of the Appeal Committee is final. Refer also to EA General Regulations Articles 150 and 160 and FEI Article (rule) 438

4.3 Gear Steward

The Gear Steward is responsible for:

- a) guiding the rider on the legality of the saddlery, equipment and dress referred to in the Rules
- b) checking the gear of each competitor for each test. The exceptions to this rule are in the case of an FEI-sanctioned event or if the bit/bridle is in question, in which case any inspection should be done immediately after the completion of the test. If this inspection requires the removal of the bridle, a head collar/halter must be made available for this purpose. Any removal of equipment must be done by the rider or their agent
- c) ensuring that a competitor's gear check is completed to allow sufficient time for them to proceed to the competition arena and adhere to the time draw. If a problem arises during a gear check which may cause a delay, the competitor or their agent must be requested to re-present to the gear steward immediately after their test concludes
- d) consulting with the TD or, in their absence, a member of the Ground Jury if doubt exists regarding any item of saddlery or other equipment
- e) using disposable surgical/protective gloves – one new pair for each horse – if inspecting the bridle (mouth area)

Furthermore:

- a) it remains the full responsibility of the rider to comply with the equipment rules as outlined EA National Show Horse Rules 01/01/2018
- b) it is the responsibility of the OC to provide a gear steward.
- c) if a rider does not have their gear checked by the appointed gear check steward, they may incur elimination at the discretion of the Ground Jury, Appeal Committee or TD
- d) every consideration must be given to not disturbing the harmony of the horse and rider prior to them entering the competition area
- e) the gear steward must not alter any gear. If gear is too loose or incorrectly fitted, the rider or their agent must make the necessary adjustments

4.4 Chef d'Equipe

Where State teams are entered, a Chef d'Equipe must be appointed. This is recommended for the Australasian Horse and Rider Championships.

The Chef d'Equipe is not permitted to fulfil any other official's role. Only the Chef d'Equipe may lodge a protest on behalf of the team or a team member.

The Chef d'Equipe is responsible for:

- a) managing the selected team of riders representing their state
- b) confirming stabling, accommodation and travel arrangements of riders
- c) managing the communication with the travelling squad prior to arrival at the competition venue
- d) arranging a meeting of squad members to inform them of the Chef's responsibilities
distributing the team uniform if applicable
- e) attending Chef d'Equipe meetings before and during the event, and conveying relevant information to riders and their appropriate coaches
- f) declaring details of the team in writing to the OC within the prescribed timeframe)

-
- g) ensuring the riders are aware of any changes in the official draw and anticipated delays in competition arenas.

SECTION 5 - STATE HORSE OF THE YEAR AND RIDER CHAMPIONSHIPS

These rules are to be adhered to by the State Organising Committees in the conduct of State Horse of the Year and Rider Championships and only refer to those classes that qualify horses/riders for the Australasian Show Horse and Rider Championships. All State Committees that do not adhere to these rules may render all riders and horses ineligible for competing at that year's Australasian Horse and Rider Championships at the discretion of the NSHC. In the event that a competitor has more than one horse in a class, the rider will be permitted to ride multiple horses, however if at the request of the judges or organising committee that a "go around" is required for all classes then another rider will need to be elected. The nominated rider must adhere to the age restrictions of the class.

- 5.1 The State HOTY event is to be conducted under these Rules and the provisions set out below.
- 5.2 All owner and lessees listed on current registration papers must hold a current EA membership at the time of entry. Refer to the EA General Regulations Article 100
- 5.3 Horses can only be entered at State HOTY by a current member of EA in the State in which the event is being held
- 5.4 Show Horse, Show Hunter and Leading Rein Classes - All horses must have a current EA Height Certificate. Refer to the EA Measuring Rules.
 - 5.4.1 A horse that has a protest lodged against it is ineligible to compete at an EA State Horse of the Year Show until re-measuring has occurred.
 - 5.4.2 A horse that has a protest lodged against it and is re-measured, must compete in accordance with the National Show Horse Rules 1.14
 - 5.4.3 An EA qualified measurer will be in attendance at all State Horse of the Year Shows for re-measuring purposes
 - 5.4.4 For all EA State Show Horse Championships all protests must be lodged at least four hours before the advertised time of the start of the Event (not the class).
- 5.5 Rider of the Year classes – Riders may only compete in the class for which they are eligible
Age is as of 1st January in the year of the National Championships Show Horse, Show Hunter, Childs/Junior Rider of the Year classes, with exception of Leading Rein (see definition).
- 5.6 All competitors must be full current EA Competitive members and leading rein handlers must be current Participant or Competitive members of EA in the State in which the event is being held:
 - 5.6.1 For Childs classes the rider must be aged between 5 years and under 18 years as of 1st January in the year of the National Championships
 - 5.6.2 For Lead Rein Riders turning 5 years are eligible to compete the day they turn 5 years old..
- 5.7 HOTY Open classes, Show Horse, Show Hunter, Childs/ Junior, Leading Rein Classes and Rider Classes Horses/Ponies must be:
 - 5.7.1 currently financial EA registered at the time of entry (as per rule 4.2)
 - 5.7.2 3 years of age or over at 1 August.
 - 5.7.3 Resident in the State - must be registered and/or transferred 3 months and 1 day before their state HOTY (including where appropriate within a 100 km radius of a border) – for a total period of 3 months and 1 day immediately preceding the date of that State's Horse of the Year event. Northern Territory to be exempt from 3 month and 1 day residency rule.

-
- 5.7.4 For Newcomer Classes, if the horse has not competed under saddle (with the exception of horse racing) in any state and is registered and eligible/qualified in the state in which it is to compete by closing date of entries it shall be eligible to compete in that respective state's HOTY.
- 5.8 State HOTY cont.
- 5.8.1 Show Horse, Show Hunter, Childs/ Junior and Leading Rein - If a horse has competed in a qualifying class at an EA HOTY in the current year in another State it is not eligible to compete in another EA HOTY in the same calendar year.
- 5.8.2 Rider Classes - If a rider has competed in an EA HOTY in the current year in a qualifying class in another State they are not eligible to compete in another EA HOTY in the same calendar year.
- 5.8.3 Show Hunters – if a horse/pony is entered as a Show Hunter at a State HOTY, it will be precluded from entering the State Horse of the Year as a Show Horse and vice versa.
- 5.8.4 Should a horse that has competed at the Australasian Show Horse and Rider Championships wish to compete at a State Horse of the Year in the following calendar year, where the State's Horse of the Year is held within 3 months of the Australasian Show Horse and Rider Championships an amnesty may occur in regards to this rule. This rule will become effective at the completion of the 2017 Australasian Show Horse and Rider Championships.
- 5.8.5 All Changes of ownership and relevant paperwork must be completed by the EA Branch within 7 business days immediately following the completion of the Australasian Show Horse and Rider Championships.
- 5.9 International HOY Show Horse, Show Hunter, Child's/Junior and Leading Rein – if a horse has competed in an international qualifying class at a HOY event in the current year it is not eligible to compete in State EA HOTY in the same calendar year
- 5.10 To judge State Horse of The Year;
Judges must have a minimum of two years' experience on a State or National list.
- 5.10.1 A maximum of two judges from any one state are permitted.
- 5.10.2 Judges will be randomly selected by State EA Office by the EO unless a conflict exists. Should a conflict exist, the EA National Office will randomly select Judges.
- 5.10.3 Selected Judges will need to be sent a Judging Form from EA to complete and will be asked, in particular, to provide details of:
- Any actual or perceived conflicts of interest
 - Any State Horse of the Year or Royal Show judging positions the selected judge has either accepted or judged at during the calendar year
 - Any horse (including rider classes) that the selected judge has qualified to compete at the Australasian Show Horse & Rider Championships in the same calendar year. Note – if the selected judge has qualified a horse in a particular class they will be deemed ineligible to judge that class at any State Horse of Year.
 - Any horse, where the selected judge is the competitor (see definition of competitor) in which they anticipate to compete at their State Horse of the Year Championships
- 5.10.4 Submitting the Judges Form does not mean the selected judge is accepted to judge the State Horse of the Year
- 5.10.5 The organizing committee of the State Horse of the Year will make a determination as to whether it is viable for the selected judge to officiate based upon any declaration(s) the selected judge has made in their Judges Form
- 5.10.6 The organizing committee, where possible, will make every attempt to rotate judges out of specific classes where a conflict is declared by the selected judge. If this is not viable, the organizing committee may request that the State EA Office select an alternative judge
- 5.10.7 Judges may only judge one State Horse of the Year per calendar year
- 5.10.8 State Show Horse and Rider Championships Classes

Show Horse and Childs/Junior Classes	Rider Classes
<ul style="list-style-type: none"> • Small Show Pony 12hh and under (rider 14 years and under) • Medium Show Pony over 12hh and not exceeding 13hh (Rider any age except for child's classes) • Large Show Pony over 13hh and not exceeding 14hh (Rider any age except for child's classes) • Galloway over 14hh and not exceeding 14.2hh (Rider any age except for child's classes) • Galloway over 14.2hh and not exceeding 15hh (Rider any age except for child's classes) • Small Hack over 15hh and not exceeding 16hh (Rider any age except for child's classes) • Large Hack over 16hh (Rider any age except for child's classes) 	<ul style="list-style-type: none"> • Rider under 12 years • Rider 12, 13 & 14 years • Rider 15, 16 & 17 years • Rider 18 – 25 years (inclusive) • Rider <u>26 years and</u> over 25 years
Show Hunter and Childs/ Junior Classes	Leading Rein Classes
<ul style="list-style-type: none"> • Small Show Pony 12hh and under (rider 14 years and under) • Medium Show Pony over 12hh and not exceeding 13hh (Rider any age except for child's classes) • Large Show Pony over 13hh and not exceeding 14hh (Rider any age except for child's classes) • Galloway over 14hh and not exceeding 14.2hh (Rider any age except for child's classes) • Galloway over 14.2hh and not exceeding 15hh (Rider any age except for child's classes) • 22Small Hack over 15hh and not exceeding 16hh (Rider any age except for child's classes) • Large Hack over 16hh (Rider any age except for child's classes) 	<ul style="list-style-type: none"> • Leading Rein Pony Hack 12hh and under (rider to be 5 years and under 8 years) • Leading Rein Show Hunter Pony 12hh and under (rider to be 5 years and under 8 years)

5.11 Random swabbing will take place in accordance with the EA Medication Control Policy.

5.12 Judges must be selected from the EA Show Horse Judges List.

5.13 The Judges' decision is final.

5.14 At a minimum, a winner, runner-up and third place getter is to be sashed and announced at the event.

5.15 In qualifying Show Horse, Show Hunter, Childs/ Junior and Rider classes four judges must be used as per the National Show Horse Judging System. If there is less than a total of 100 entries in all qualifying classes, three judges may be permitted (excluding Northern Territory due to geographic

isolation, a minimum of two judges must be appointed).

- 5.16 All qualifying events for the Australasian Show Horse and Rider Championships (i.e.: State HOTYs) must be run by the States Show Horse Committee (who may form or co-opt an organising sub-committee). States may offer combined Child/Junior classes that will be split if there are 3 or more competitors entered in each section. Where split Child/Junior classes have less than 3 competitors in a class at the discretion of the organising committee these classes may be combined .i.e. instead of 2 galloway classes with less than 3 in each they be combined to 14h up to inc. 15hds.
- 5.17 Results of the winner, runners-up and third place getter, and the names of all Finalists (top 10) to be sent to the relevant EA State Branch Office.
- 5.18 Judges who have accepted to Judge at a State Horse of the Year and Rider Championships will not accept a Judging appointment in similar classes for a Royal Show in the same State in that calendar year.
- 5.19 The Chief Steward and Judge's host must be independent and this must be reflected in the State's program.
- 5.20 A scorer may not officiate in any class where they have a Conflict of Interest or perceived Conflict of Interest and will not have any deliberate contact with the Judges prior to the class/classes or in which the Conflict of Interest occurs.
- 5.20 No State badges may be worn at State Horse of the Year events

6. AUSTRALASIAN SHOW HORSE AND RIDER CHAMPIONSHIPS

- 6.1 Horses must hold current registration with EA and competitors must be financial members of EA.
- 6.2 The class a horse qualifies for at State Championships will be the class that the horse competes in at the Australasian Show Horse Championships, regardless of changes to a height certificate.
- 6.3 All measuring to be finalised at State Championships and any protests at State Championships should include a valid reason.
- 6.4 The right of protest remains but does not include a horse once it has qualified for the National Championships unless the protest had been lodged prior to the event of qualification.
- 6.5 International competitors do not require an EA height certificate
- 6.6 The selection of State representatives will be the sole responsibility of the State Branch concerned and entries must be lodged through the relevant State Branch by the closing date of the event.

The winner, runner-up and third place getter in the open show horse, open show hunter and leading rein classes retrospective from 1st January 2019 from state qualifying events will be invited to compete at the Australasian Show Horse Championships. The 4th placegetter in these classes will not be a reserve for these sections.

The winner and runner up in the Junior/Child's and Rider Classes from state qualifying events will be invited to compete at the Australasian Show Horse Championships. ~~The winner and runner-up placegetter from state qualifying events will be invited to compete at the Australasian Show Horse Championships.~~ Should the winner and runner up accept their invitation to compete, the third place getter will not be required. If the winner or runner up is not able to accept their invitation, then the third place getter will be eligible to compete. The EA Show Horse Committee will not consider applications for horses/ponies/riders placed lower than third place at their State HOTY. In the event that a competitor has more than one horse in a class, the rider will be permitted to ride multiple horses, however if at the request of the judges or organising committee that a "go around" is required for all classes then another rider will need to be elected. The nominated rider must adhere to the age restrictions of the class.

- 6.7 The retention of relevant State membership following qualification for the Australasian Show Horse and Rider Championships is required as follows;
- 6.8 Once a horse has qualified for the Australasian Show Horse and Rider Championships, the competitor must retain current relevant State membership in that calendar year and the residency of the horse must be the same at which it qualified for the Australasian Show Horse and Rider Championships. Once a rider has qualified for Australasian Show Horse and Rider Championships, they must retain their relevant State membership for that calendar year.
- 6.9 A horse will not be disqualified from representing the state in which it qualified as a result of a change of ownership or lease within the same State. If a horse is sold or leased to another state it is no longer eligible to represent the State in which it qualified.
- 6.10 A horse which has competed or qualified for a State at an Australasian Show Horse and Rider Championship may not compete in any other State's qualifying competition in the period leading up to the Australasian Show Horse and Rider Championships concerned.
- 6.11 ~~A horse competing in the Show Horse, Show Hunter and Leading Rein Classes must be ridden by a member from the State or Territory that the horse is representing.~~ The state in which you

compete in the HOTY is the state that you must represent at the Australasian Show Horse and Rider Championships in that calendar year

- 6.12 All State HOTY and National Australasian Horse and Rider Championships judges will be selected from the EA Show Horse National Judges List and will be randomly selected by EA National Office: The randomly selected judges will be presented to the National Show Horse Committee for ratification. Judges will then be selected in a random order, then allocated on a rotation basis to each state, ie. Judge 1 VIC, Judge 2 NSW until all states have their required number of judges
- 6.12.1A panel of four judges will be selected for all Open Show Horse, Open Show Hunter, Leading Rein and Rider classes (excluding Childs/ Junior classes). The panel will not contain more than one judge from any one State.
- 6.12.2In addition, a separate panel of three judges will be selected for all Childs/ Junior classes. This separate panel will not contain more than one judge from any one State.
- 6.12.3Selected Judges will need to accept or decline the offer to Judge at the State HOTY Australasian Show Horse and Rider Championships, by signing and returning the Judging Form to EA National Office.
- 6.12.4When selecting Judges for the Australasian Show Horse and Rider Championships, the nominated Judge must be on the Equestrian Australia National Judges Panel, and have judged at a minimum of one Horse of the Year Shows. Whilst fulfilling these appointments they should have covered a range of classes including Open Show Horse, Open Show Hunter, Leading Rein, Rider and Childs/ Junior classes. The judges' experience should reflect the prestige of the event they are required to judge. A judge appointed to the Australasian Show Horse and Rider Championships must not have judged Show Horse/Show Hunter classes, Rider classes, Child's classes or Leading Rein classes at a State Horse of the Year, New Zealand Horse of the Year or any Australian Royal Show the current year. Nor have judged at the ASH&RC in the preceding 5 years.
- 6.13 Workouts must be provided to all competitors in riding Championships and Leading Rein classes at least 24 hours prior to the competition.
- 6.14 All horses competing at the Australasian Show Horse and Rider Championships are eligible to be swabbed as per the National Medication Control Policy.
- 6.15 A runner-up and third place getter will be awarded in each class.
- 6.16 Results of winners, runners-up and third place getters, and the names of all Finalists (top 10) to be sent to the relevant EA State Branch Office.
- 6.17The Australasian Horse and Rider Championship Program must refer to the EA Conflict of Interest policy.

7. Show Horse Judging System

The Show Horse judging system is used for the EA Australasian Show Horse and Rider Championships and the finals of the EA State Show Horse and Rider Championships. All judges should be aware of the procedure.

The three judges must stand separately and judge with no consultation amongst them. At the conclusion of the workouts the three judges mark their first, second and third choices on a preferential judging slip and hand it to a steward. The steward then tallies the preferences, giving

three points for a first preference, two for a second and one for a third. The three judges will continue to stand separately until the scorers have determined that there is no equality. The three judges must not come together until authorized by the Chief Steward.

The horse with the highest number of points is the winner and runner-up the next highest.

An exception to this rule is when any one horse is given a first preference by two judges. That horse is automatically the winner on six points, even if another horse has one first preference (3 points) and two second preferences (2 points x 2) totaling seven points. This comes about as it should always be a majority rules situation i.e. when two judges pick the same horse - it is automatically the winner.

Where the allocation of points brings about a tie, the following steps must occur:

- a) If there is an equality of points by any 2 horses (if 3 way tie refer to part f) then it must go back to the judges to decide.
- b) This is to be done by writing down the numbers of the horses on equal points on separate pieces of paper and the ringmaster/chief steward is to request the judges mark their preferences accordingly.
- c) These pieces of paper are to be retained with the original scoring sheets.
- d) If a clear placing cannot be achieved using this method then and only then will the judges be brought together to come to a decision.
- e) If the judges are brought together to decide then the chief steward is to be present during discussions.
- f) In the event of 3 horses being tied then the judges may confer to decide on the winner and runner-up

Sample Show Horse Judging Slip:

EA National Show Horse & Rider Championships

Judge:

Class Number:

Exhibitor Number	Preference
	1 st
	2 nd
Signed:	3 rd

The preferences must be signed by each judge and posted in a prominent place for perusal by the competitors as soon as possible after the event.

8. NATIONAL JUDGES ACCREDITATION SCHEME

8.1 General

As in all equestrian sports, judges must:

- a) Be in possession and have an understanding of the EA National Show Horse Rules and Guidelines book and any amendments.
- b) Have an understanding of EA policies and by-laws including the EA Medication Control Policy, the EA Member Protection Policy and the EA Disciplinary By-Laws
- c) Treat requests from competitors to explain their decisions as an opportunity to assist the competitor to improve their performance.
- d) Honor a commitment to judge and if extenuating and unforeseen circumstances prevent this, advise the organising committee at the earliest opportunity.
- e) Ensure that the same conditions apply to all competitors.
- f) Maintain the same judging standards for all competitors within a competition and at all events
- g) Aim to have a thorough knowledge of correct training methods and understand the requirements of the class they are judging.
- h) Be prepared to judge in prevailing weather conditions.

8.1.1 The EA Show Horse Judges List There are three levels of Judges:

- 8.1.1.1 Provisional Judges
- 8.1.1.2 State Judges
- 8.1.1.3 National Judges

Provisional level judges are trainee judges and are not eligible to judge at EA Show Horse and Rider of the Year Shows.

State and National Judges are eligible to judge at EA Show Horse and Rider of the Year Shows.

8.1.2 Accreditation

To maintain accreditation as a Show Horse Judge, judges are required to:

- 8.1.2.1 Remain a financial member of Equestrian Australia
- 8.1.2.2 Adhere to the Official Rules and Guidelines of Equestrian Australia, both national and state-specific rules.
- 8.1.2.3 Adhere to the EA Code of Conduct for Officials and the FEI Code of Conduct for the Welfare of the Horse.
- 8.1.2.4 Attend an accredited EA Show Horse judges' seminar once every three years. Seminars will cover many relevant topics such as paces, risk management, communication, role of officials etc.
- 8.1.2.5 Submit a show horse judges re-accreditation form to the EA Office every third year

The EA National Office records all upgrades on the EA Show Horse Judges List

8.2 Overseas Judges

Overseas judges on a recognized Show Horse Judges panel in their country of origin, who are visiting Australia, may be accepted for judging appointments. However, Judges visiting and judging in Australia for six months or longer, must become a member of the EA and apply to the relevant State Branch Show Horse Committee for recognition.

8.3 Recognition of Current Competency

Judges accredited with another recognized Show Horse organisation in Australia or overseas may apply to the State Show Horse Committee for inclusion on the EA Show Horse Judges List. In order to be accepted to the EA list, judges must complete:

- 8.3.1.1 Evidence of previous judging, together with the endorsements from four suitably

-
- qualified people within the industry.
 - 8.3.1.2 Mentoring with a State or National Judge appointed/approved by the State Show Horse Committee
 - 8.3.1.3 Practical assessment in a judging situation, assessed by a State or National Judge appointed/approved by the State Show Horse Committee
 - 8.3.1.4 Judges must complete the Open Rule Book Test with a pass mark of 80%

Successful completion will entitle the judge to be accepted as a State or National Level Judge, according to the recommendations of the assessing EA Judge

The State Show Horse Committee will forward a copy of successful applications to the EA National Office whenever recognition is granted.

The EA National Office records successful candidates on the EA Show Horse Judges List

8.4 Interstate Transfer

When a Judge moves interstate and transfers their membership to their new EA Branch Office, all horse ownership, performance and officiating records are transferred by the database system with the membership details.

8.5 Lapsed Accreditation and Leave of Absence

A judge is considered a Lapsed Judge if they have not been accredited for more than 12 months. Judges who have not re-accredited for less than 12 months may re-accredit and return to the list by fulfilling the requirements of 5.1.2.

After 12 months, the following requirements will be necessary for a judge to be returned to the EA Show Horse Judges List:

8.5.1 After 12 Months and Less than three Years

Judges who have not been on the EA Show Horse Judges List for less than 3 years must:

- 8.5.2 Be a current member of the EA
- 8.5.3 Complete a Mentoring session with a State or National Judge appointed/approved by the State Show Horse Committee
- 8.5.4 Attend the next available Judges seminar

Upon satisfactory completion of the mentoring session, the form should be forwarded to the EA National Office together with the Judges Re-accreditation Form. Upon receipt of an application fulfilling all requirements, the EA National Office will process the accreditation and the Judge will be returned to the EA Show Horse Judges List without the need for any further examination

8.6 For three or More Years

Judges who have not been on the EA Show Horse Judges List for 3 or more years:

- 8.6.1 must attend and participate in an Official EA Seminar
- 8.6.2 will be required to complete and pass the upgrading requirements for their existing level before being returned to the List (See 6.2.1, 6.2.2 or 6.2.3)

8.7 Leave of Absence

Judges may apply for a leave of absence from judging commitments which will be granted for up to a 12 month period. Judges should apply to the EA National Office in writing for a leave of absence and provide a date of reinstatement. The National Office will record the period of the leave on the

8.8 Code of Conduct for Accredited Judges

All EA Officials must be current EA members. All EA Members are bound by the EA's General Code of Conduct. Further to this, people in certain roles, such as Coaches and Judges may be required to abide by additional codes of conduct. EA Judges are subject to the requirements of the EA **Officials Code of Conduct**. Codes of conduct are available at www.equestrian.org.au


8.9 Complaints against Accredited EA Show Horse Judges for Judging Standards

- 8.9.1 Complaints need to be forwarded, in writing and marked confidential, to the State Branch CEO, together with either videos or supporting statements by other EA members.
- 8.9.2 The State Branch CEO should respond to every written complaint and is required to keep accurate records on these matters.
- 8.9.3 All records are considered highly confidential.
- 8.9.4 If the State Branch CEO considers that a complaint against a particular Judge warrants further consideration they are to:
 - 8.9.4.1 Require the judge to provide a response in writing to the details of the complaint
 - 8.9.4.2 If necessary, require the judge to undergo mentoring or attend a seminar
 - 8.9.4.3 If warranted or appropriate, the judge may be downgraded one level but only after the State CEO has explored all avenues.

8.10 Complaints against Accredited EA Show Horse Judges Relating to Behaviour

Refer to rule 1.5 and the EA Member Protection Policy at www.equestrian.org.au

Annexure A

EA WARNING CARD	 WARNING CARD Extract from the National Dressage Rules
Event: _____	
Date: _____	
Person Responsible: _____	
<u>Offence: (Please tick one)</u> Abuse of Horse..... <input type="checkbox"/> Abuse of an Official..... <input type="checkbox"/> Failure to follow a direction of an Official..... <input type="checkbox"/> Specify: _____ _____	<p>This card is for use at EA Official Show Horse events. National Show Horse Officials which have received approved and appropriate EA training have the authority to issue a Yellow Warning Card at an Event. See Rule 1.5 and 1.6: Protests, Reports, Appeals and Yellow Cards. Yellow Warning Cards following a meeting with the party concerned at the event may be issued on the day and when being awarded by an EA or FEI Official, should ideally be delivered personally to the rider, together with an explanation as to why it is being issued and the possible consequences of any further offences being committed. In the case of a rider being under the age of 18 years, a Parent/Guardian must be present when personally delivering the Yellow Warning Card. Where a rider receives two or more Yellow Warning Cards within a 12 month period for the same offence the SDA will prepare a report for referral to the EA Branch for consideration under the Disciplinary Bylaws/General Regulations. If after reasonable efforts the rider cannot be notified during the period of the event that they have received a Yellow Warning Card, the rider must be notified within 14 (fourteen) days of the event. Yellow Warning Cards received at both International and National events will be taken into account.</p>
Officials Name: _____	
Officials Jurisdiction: _____	
Signature of Official: _____	
Signature of Person Responsible: _____	

Annex B: Categories of Show Horse competition

Show Horse and Childs/Junior Classes – Hack, Galloway and Pony

1. Conformation and movement

The horse should work with a nicely rounded back, naturally elevated in front and head flexed at the poll. The contact should be light and even. Holding a horse in a shape with the use of brute strength or artificial gadgets is not truly getting a horse to accept and to come happily on to the bit.

A show horse must give the impression of covering the ground easily and fluently. The horse must be well balanced and work without any obvious effort by the rider or any untoward resistance from the horse. The whole picture should be pleasing to the eye.

He should go forward with controlled free forward movement, the correct bend and an even rhythm in all paces at a tempo chosen by his rider.

Head and Ears	The head should fit the animal in size and be well set on to the neck, not thick through the jawl. It should give the effect of being chiseled. The ears should be neither too small nor too large, but in keeping with the size of the head. They should be fine, alert and readily pricked. Loose or lippy ears are not desirable in a show horse.
Eyes	The eyes should be large and bold, showing no white, and should be set towards the side of the head with a nice flat forehead in between.
Muzzle	The muzzle should be fine and soft, with full open nostrils. Small closed nostrils can affect the horse's breathing.
Throat	The horse should be fine through the throat, with a well-defined loose gullet. The line at the throat should be clear cut and the head set well onto the neck.
Neck	The neck should be of a length to look in balance with the remainder of the horse. The top line of the neck should be longer than the underside and should be well muscled with a nice smooth line from the poll to the withers. The highest part of the horse should be his poll and not the neck one third of the way down from the poll. He should bend from the poll.
Withers	The withers should be fine and well defined. It is the highest part of the vertebrae in a mature horse and should be higher than or level with the croup, definitely not lower.
Shoulder	The shoulder should be long and sloping back from the point of the shoulder, vanishing into the wither. Upright shoulders cause many problems. Short, choppy strides and concussions, make it difficult for the horse to carry a rider and move with ease.
Chest	The chest should be wide enough to allow room for the heart and lungs to function in an efficient manner. Too narrow a chest causes problems with the horse's movement. The horse is obliged to travel too close in front and will usually have a problem with brushing, apart from not allowing sufficient room for the heart and lungs. The horse which is too broad in front tends to roll during movement and does not give a smooth ride. If viewed from the front, the horse should stand square.
Forelegs	The forearm should be well developed, with plenty of muscle in the fit horse. The knees should be comparatively large and flat – no puffiness or lumps.
Girth	The girth should be deep to allow room for the heart and lungs. A short girth gives the appearance of the horse being leggy with not much room for the heart and
Ribs	^{lungs} The ribs should be flat, smooth and well sprung. If viewed from behind, they do not protrude.

Back	A short backed horse is more desirable than a long backed horse. A long back denotes weakness. The back and withers should look as if a saddle would fit comfortably and as if it were made for that purpose. A hollow or sway back is undesirable. A long back is forgivable to a degree in a mare as this allows for healthy gestation.
Quarters	If viewed from behind, the quarters should be almost pear shaped, widening very slightly towards the second thigh, giving the impression of squareness and power with a well-developed second thigh below rounded quarters and above strong clean hocks. The hips should be proportionately broad and hidden from view, not protruding. The croup should be level with or lower than the wither. A croup high horse finds it difficult to bend the three joints in his hind legs, which enables him to lighten his forehand and give a smooth balanced ride. When viewed from the side, the line of the rump should be part of the series of beautiful curves that make up the top line.
Hind legs	The hock should be strong, clean and well defined, free from lumps and bumps such as curbs, spavins and capped hocks. If you view the horse from behind and draw a straight line from the point of the buttock to the ground, the point of the hock should form the middle of that line. When viewed from the side, the hocks should appear wide both above and below the joint. Size is essential, as strength and prominence are necessary to allow due leverage and attachment of tendons and ligaments. Large bones are usually accompanied by large, well-developed tendons and ligaments.
Tail	The tail should be set on in such a way that it follows the top line and continues on from the vertebrae. It should be neither low nor high set, and carried away from the body curving down in keeping with the graceful shape of the top line.
Cannon Bones	The cannon bone should be flat and strong with well-defined tendons. The cannon bones should be the same width all the way down from under the knee to the fetlock or under the hock to the fetlock. The circumference should be approximately 9" in a mature horse, obviously less for ponies.
Fetlocks	The fetlocks joint should give the impression of flatness not roundness, free from puffiness, lumps etc. The ligaments and tendons which attach to the fetlock joint should be clearly defined, so well defined in fact that you should be able to run your fingers down the grooves.
Pasterns	Pasterns should not be too short or upright or too long and sloping. Short or upright pasterns cause jarring, making the horse uncomfortable to ride, as well as the unsoundness they can contribute to due to the concussion. Over-long pasterns, although they can make for a comfortable ride, are not desirable. Long pasterns are frequently found with an over-straight hind leg and are nature's way of compensating for concussion and strains which usually accompany over-straight hocks.
Hooves	Hooves should be strong and healthy looking. They should be neither too upright nor too flat. The angle, if shod correctly, should be the same angle as that of the pastern.

Presentation

Presentation and saddlery. Correctly fitted gear is the primary consideration.

Manes and Tails	Manes should be plaited; tails should be plaited or pulled. False Tails are permitted
Coat and Hooves	Coat clean, with excess hair removed. Hooves oiled or blacked. Quarter marks are acceptable
Saddle (including girth, stirrups) and Saddlecloth	Saddle should be of good quality and be supple and clean with sound stitching. A straight flapped (dressage type) is desirable. A discreet saddle cloth is acceptable.
Bridle (including bits and brow bands)	Bridle should be the same colour as the saddle, supple, of good quality leather. Stitching on noseband and brow band optional. Coloured brow bands may be worn.

Judging

Show Horses are judged on conformation and soundness and also for manners, paces and education. It should be noted that first and foremost a show horse is a Quality animal.

Conformation and Soundness - Conformation in a Show Horse is the correct coupling of evenly balanced parts of the horse which will produce a magnificent looking animal that is both sound of wind and limb.

Manners, Paces and Education - A Show Horse should be well mannered and obedient, but never mechanical. Exuberance may be forgiven but not bad manners, biting, rearing or bolting. A show horse must show soft, regular, active strides which cover the ground, going forward with rhythm and impulsion. All paces should be clearly defined.

Workout

Movements and workouts that the Show Horse may be asked to perform depends on the level of the competition and shall be at the discretion of the Judge.

A Newcomer horse should only be expected to perform very simple movements i.e. circles, half circles, change of lead through the trot and all transitions to be progressive (meaning to canter through walk and trot, from canter to walk through trot). Again exuberance and tension should be forgiven to a degree. It is equally important that a horse be penalized for bad manners i.e. rearing, bucking, kicking etc.

The Novice horse can be asked for a little more difficult work and you would be a little less forgiving for 'greenness' or over-exuberance than you would for the newcomer horse. You could ask for lengthened trot, three loop serpentine in trot or canter depending on the horses you have in front of you to judge.

The Open horse could be expected to perform a little more difficult work. You could include two different types of changes in canter, lengthened trot and canter, walk to canter. Never halt to canter or canter to halt as this is far too difficult and usually looks untidy and is not correct.

Show Hunter and Childs/Junior Classes – Hack, Galloway and Pony

Definition

A Show Hunter should possess more substance than the modern ridden Show Horse but it must be emphasised they should be quality animals. A quality Show Hunter must create the impression that it is capable of hunting over a variety of terrain – this militates against any weakness in conformation which would prevent this, and he must do it comfortably and safely for his rider. The Show Hunter in competition is not required to jump other than in Working Hunter Events

Conformation and Movement

The Show Hunter should have short, well-defined cannons with sufficient forearm and second thigh. He must

Equestrian Australia National Show Horse Rules

cover the ground in all paces with a well-balanced gallop, moving from the shoulder, and with the hind legs well under. A certain amount of knee action is permitted, while a flat, stilted action is unacceptable.

Manners

Manners are extremely important and small misdemeanors, which may be overlooked in a Show Horse, should be penalised in the Show Hunter.

Presentation and saddlery

Saddlery should be clean, neat and well fitting, but may be more 'workmanlike' than for a ridden show class.

Manes and Tails	Manes should be plaited; tails should be plaited or pulled. False tails are permitted.
Coat and Hooves	Coat clean, with excess hair removed. Hooves oiled or blacked. Quarter markings are not generally used

Saddle (including girth and stirrups) and Saddlecloth	Saddle should be of good quality and be supple and clean with sound stitching. A straight flapped (dressage type) is desirable. A general purpose saddle is acceptable but those with forward cut panels tend to hide the animal's shoulder. Girths should be dark colours. A discreet saddle cloth is acceptable.
---	--

Bridle (including bits and browbands)	Bridle should be the same colour as the saddle, supple, of good quality leather. Stitching on noseband and brow band is optional. A Show Hunter must wear a simple double bridle with a plain browband and noseband. Coloured or fancy browbands are not permitted. A snaffle bridle is acceptable
---------------------------------------	--

Judging

The Hunter should possess:

- Correct conformation for riding and endurance
- Substance without coarseness
- Quality without fineness
- Straightness and freedom of action at all paces
- Boldness and natural balance
- Steady temperament
- Colour immaterial

Suggested breakdown of marks is:

- 25% for Type and General Impression
- 25% Conformation
- 25% Straightness of Action and Freedom of Movement
- 25% Workout and Manners

Workout

The workout should be similar to that for an open Show Horse class and should include a gallop and a change of lead at the canter but not a lengthened or extended trot.

Leading Rein Pony

Definition

- an open leading rein pony should possess a kind eye, good length of rein, be clean through the gullet and have a reasonably narrow wither so that the child can sit in comfort. It should have a good sloping shoulder, be short in the back and have correct hind legs.
- in addition to displaying the characteristics of an open leading rein pony a hunter leading rein pony should possess more substance.

Conformation and Movement

Native - Near to ground, standing on short cannons with ample bone. This close-coupled horse/pony is characterized by a slightly deeper neck; small head, prominent eyes and small ears. Its trot may be slightly rounded and the general picture is bold and active. Native animals should be shown unplaited and in a natural state.

Blood - Cannon bones not as short as "native" types but still flat and full of quality, neck long and slender and action generally low to the ground.

The paces should be straight, true, rhythmical and easy with a good length of stride at walk and trot. The action should be active but not so that the rider is bounced out of the saddle. In the class, the pony should walk at a medium pace and never over trot causing loss of balance. The head carriage should be correct in a rounded frame and still. The pony should halt without fuss and stand quietly at all times.

Manners

Manners must be impeccable. Must be quiet enough to carry small child. Must only ever walk or trot and never run past handler

8.10.1 Presentation

Manes and Tails	Manes should be plaited; tails should be plaited or pulled. False Tails are permitted
Coat and Hooves	Coat clean, with excess hair removed. Hooves oiled or blacked
Saddle (including girth and stirrups) and Saddlecloth	Saddle should be of good quality and be supple and clean with sound stitching. Saddle should be small (14" or less) with straight flaps with optional numnah Girth either white webbing or leather Safety stirrups (Peacock Irons) are permitted
Bridle (including bits and browbands)	Must be in a snaffle bridle (jointed or straight bar) Bridle should be the same colour as the saddle, supple, of good quality leather

Tasteful brow band to complement pony's head size, colour and outfits worn by rider and handler, e.g. matching hair ribbons etc.

Judging

To be judged on manners and obedience

Workout

Should be a simple work out and show some transitions to show suitability as lead rein pony. Pony is led from back of cavesson with leather lead approx. 1.5 m in length (no chain). Rider should be able to rise to the trot a little and assist with turning. The handler must hold the lead in the left hand and carry a cane in the right hand. The handler is not to control the pony unless the rider requires assistance

Leading Rein Rider and Leading Rein Smartest on Parade

Pony can be 12hh and under (rider to be 5 years and under 8 years). All other rules apply as in the Leading Rein Pony.

Newcomer

Definition

A horse that has not competed under saddle (with the exception of Racing) in any State/Territory prior to a Equestrian Australia National Show Horse Rules

date determined by each State/Territory in which the horse resides and is registered.

A Pony that has only competed in Leading Rein or Miniature Turnouts and has not competed off the lead is eligible to be considered a Newcomer.

A horse that has competed in breed classes under saddle is not eligible to be considered a Newcomer.

- The horse must be registered with the EA at the time of close of entries.
- The horse must have a current EA Height Certificate.
- The horse must be shown in a snaffle bridle.
- The horse may compete in the relevant State HOTY event as its first competition.
- The horse may compete in the Open section at the HOTY subject to State/Territory qualifying rules where applicable.
- Stallions are not eligible to compete.

Working Hunter

Definition

A Working Hunter should possess more substance than the modern ridden Show Horse but it must be emphasised they should be quality animals. A quality Working Hunter must create the impression that it is capable of hunting over a variety of terrain – this militates against any weakness in conformation which would prevent this, and he must do it comfortably and safely for his rider. The Working Hunter in competition is required to jump.

Conformation and Movement The Hunter should possess:

- Correct conformation for riding and endurance
- Substance without coarseness
- Quality without fineness
- Straightness and freedom of action at all paces.
- Boldness and natural balance
- Colour immaterial

Manners

The Hunter should possess a steady temperament

Presentation and saddlery

Saddlery should be clean, neat and well fitting, but may be more 'workmanlike' than for a ridden show class.

Manes and Tails	Manes should be plaited; tails should be plaited or pulled. False tails are permitted
Coat and Hooves	Coat clean, with excess hair removed. Hooves oiled or blacked. Quarter marks and make up are not generally used
Saddle (including girth and stirrups) and Saddlecloth	Saddle should be of good quality and be supple and clean with sound stitching. A straight flapped, all purpose, or jumping saddle may be used A saddle cloth matching the shape of the saddle is acceptable
Bridle (including bits and browbands)	Bridle should be the same colour as the saddle, supple, of good quality. Stitching on noseband and brow band optional A Working Hunter should wear a snaffle bridle with a plain front (browband and noseband). No coloured or fancy browbands

Workout

Phase 1 - Jumping

The course should be ridden at a hunting pace, jumping each fence smoothly, all changes of leg should be flying changes and not done through the trot. The course should be open and flowing and must have a change of direction.

There must be eight jumping efforts, which can comprise of verticals and spreads and *may* include a two stride double. Some of the obstacles could be jumped from either side in which case, less actual obstacles are needed. All obstacles are to be clearly numbered.

The course should comprise of some natural obstacles such as hay bales, brush, gate, wall, picket fence, log with rail, rustic rails. All jumps must have a top rail in cups; wooden blocks on a wall are acceptable.

There should be a steward available to assist with the altering or rebuilding of the course. Phase 2

– Work Out

The workout should be similar to that of a Show Hunter class and should always include a gallop and a change of lead at the canter. The leniency that can be shown by judges for minor transgressions in the show horse should not be shown in the Working Hunter. The order of priorities for flat section judging should be conformation followed by action and temperament.

- a) No change of saddlery is allowed between phases or during a phase
- b) Boots and bandages are permissible for the jumping phase only
- c) An approved safety helmet must be worn by all competitors
- d) In the event of equality of marks, the total mark from Phase One will take precedence, followed by the manners mark and then the conformation mark. If there is still a tie, the Judge will decide the winner and that decision is final
- e) Both phases must be ridden in a snaffle bridle
- f) Whips to be a maximum length of 75 cms
- g) No martingales, bearing reins, side or running reins of any kind are permitted
- h) Ponies up to and including 12.2hh to be ridden by rider 14 years or under
- i) Ponies over 12.2hh may be ridden by riders of any age.

Rules for Phases of Working Hunter Phase 1 –

Jumping

- j) Riders are permitted to walk the course dismounted prior to the competition
- k) No penalty will be incurred if the lower pole on the same vertical plane is lowered
- l) If a horse/pony turns its quarters to a fence or has a complete turnaround a refusal will be given
- m) Horses/ponies displaying continued disobedience or ponies leaving the ring, whether the rider is mounted or dismounted will be eliminated
- n) Any horse/pony taking the wrong course or jumping another fence after completing the course will be eliminated
- o) The fall of horse and/or rider anywhere on the course will result in elimination. The rider may not attempt another fence but must leave the area immediately on foot
- p) Any horse/pony eliminated or disqualified in the jumping section will not be required again for Phase Two
- q) Horses/ponies must not enter the jumping arena prior to the event
- r) If a jump is knocked down due to refusal or disobedience, the competitor must wait for the steward to rebuild the jump and permission from the judge before re-attempting the obstacle
- s) The jumping phase must be conducted in an enclosed arena
- t) Practice jumps must be available in a separate area
- u) A pencil must be supplied for the judge
- v) Judges are required to inspect the course prior to the event to ensure that it is suitable and at least 2 fences are at maximum height

Maximum Height of obstacles:

- Small Pony 12.2hh and under (rider 14 years and under)
- Equestrian Australia National Show Horse Rules

45cm

- Large Pony over 12.2hh and not exceeding 14hh
- Galloway over 14hh and not exceeding 15hh
- Hack over 15hh

55cm

65cm

75cm

Marking System – Phase 1

Marks		Deductions/Penalties	
Jumping (10 per obstacle cleared)	80	Knock down	10
Style and manners while jumping	20	First refusal	15
		Second refusal	20
		Third refusal	Elimination
Max Total	100	Fall of horse or rider in either phase	Elimination

80 marks are awarded for completing the course without elimination. Any penalties are then deducted, and the mark for style and manners is added to arrive at the total score for Phase One.

Phase 2 – Work Out

A work out will be prescribed by the judge. The judge may also require the horse to be stripped to conclude an accurate conformation mark

Marking System – Phase 2 - Competitors to be marked for the following:

Conformation	20
Freedom of action	20
Manners	10

Rider Classes

Definition

A riding competition or rider class is a competition between riders to determine the most correct rider position and application of the aids in an efficient and elegant manner.

Presentation As per Show
horse

Dress Smartest on
Parade

Smartest on parade is a competition within itself or judged within a competition to determine the most appealing horse and rider combination. It is judged on suitability of mount, general presentation of horse and rider and overall appeal and elegance. Smartest on parade is judged from afar with no individual workout, e.g. on the circle, and no points being awarded. Turnout

Competition

A turnout class is judged on a point score system. It is a competition to determine the best all round turnout. It is judged on conformation and soundness, manners and paces, costume and saddlery, riding ability and general appearance which includes suitability of mount, colour co-ordination, conditioning of the horse, presentation of the horse and rider and plaiting and general coat condition of the horse. The whole picture should be one of elegance with much eye appeal.

All competitors are required to line up and are closely inspected for Preparation of Horse, Saddlery and Rider's Costume. All are then required to complete a workout to assess Riding Ability, Manners, Paces,

Education, Conformation and Soundness.

Annexure 'C'

1.0 How to become a Show Horse Judge

1.1 Provisional Judges

Applicants must apply to the relevant State Branch Show Horse Committee for inclusion on the EA Show Horse Judges List. Applicants must be eighteen years of age to be accepted at Provisional Level. Applicants must provide:

- 1: Evidence of previous unofficial judging, stewarding, competing and other relevant information, together with the endorsements from four suitably qualified people within the industry.
- 2: Applicants must complete the Open Rule Book Test with a pass mark of 80% 3: Evidence of financial membership of the EA

Applications received by the relevant State Show Horse Committee are then assessed and a decision made as to whether the applicant is accepted at Provisional Level at the sole discretion of the committee.

The State Show Horse Committee will forward a copy of successful applications to the EA National Office. The EA National Office records all new Judges on the EA Show Horse Judges List

1.2 State Judges

Judges must spend a minimum of 2 years at Provisional Level and must undertake judging over a wide range of classes. As a judge prepares to upgrade to State Level, they must complete the following:

- 1.2.1.1** Attendance in the past 2-years at an official EA judges' seminar is compulsory before upgrading
- 1.2.1.2** Mentoring with a State or National Judge
- 1.2.1.3** Practical assessment in a judging situation, assessed by a State or National Judge appointed/approved by the State Show Horse Committee
- 1.2.1.4** Judges must complete the Show Horse Open Rule Book Test with a pass mark of 80%
- 1.2.1.5** Complete the Judge's Accreditation/Re-Accreditation questionnaire.

Judges must apply to the State Branch for an upgrade to State Level. Such an application must be supported by evidence of judging appointments and evidence of points 1 to 4-5 above.

The State Show Horse Committee will forward a copy of successful applications to the EA National Office whenever new upgrades are approved.

The EA National Office records all upgrades on the EA Show Horse Judges List.

1.2.2 National Judges

After a minimum of two years at State level, judges may apply to the State Branch for an upgrade to National Level EA Show Horse Judge. Such an application must be supported by evidence of:

- 1.2.2.1** Extensive judging during their period at State Level over a wide range of classes including show horse and show hunter classes or riding classes at a Royal Show, or EA State Horse and Rider of the Year Show.
- 1.2.2.2** Attendance in the past year at an official EA judges' seminar is compulsory before upgrading
- 1.2.2.3** Judges must complete the Show Horse Open Rule Book Test with a pass mark of 80%
- 1.2.2.4** Complete the Judge's Accreditation/Re-Accreditation questionnaire.

Judges must apply to the State Branch for an upgrade to the EA National Office. Such an application must be supported by evidence of judging appointments and evidence of point 1 to 4 above.

The State Show Horse Committee will forward a copy of successful applications to the EA National Office

Equestrian Australia National Show Horse Rules

whenever new upgrades are approved.

The EA National Office records all upgrades on the EA Show Horse Judges List

1.2.3 Overseas Judges

Overseas judges on a recognized Show Horse Judges panel in their country of origin, who are visiting Australia, may be accepted for judging appointments. However, Judges visiting and judging in Australia for six months or longer, must become a member of the EA and apply to the relevant State Branch Show Horse Committee for recognition.

1.2.4 Recognition of Current Competency

Judges accredited with another recognized Show Horse organisation in Australia or overseas may apply to the State Show Horse Committee for inclusion on the EA Show Horse Judges List. In order to be accepted to the EA list, judges must complete:

- 1.2.4.1** Evidence of previous judging, together with the endorsements from four suitably qualified people within the industry.
- 1.2.4.2** Mentoring with a State or National Judge appointed/approved by the State Show Horse Committee
- 1.2.4.3** Practical assessment in a judging situation, assessed by a State or National Judge appointed/approved by the State Show Horse Committee
- 1.2.4.4** Judges must complete the Open Rule Book Test with a pass mark of 80%

Successful completion will entitle the judge to be accepted as a State or National Level Judge, according to the recommendations of the assessing EA Judge

1. Notes for Organisers

This section is designed to help the organisers of a Show horse event or competition and is also useful as a reference to ensure that nothing of importance is overlooked. Events vary from small fixtures lasting a few hours to championship events occupying two or more days. The magnitude of the secretarial and field-work involved will vary accordingly and organisers must use their judgment to adapt whatever is suitable.

1.1 General Considerations

- set a date that does not conflict with other events in the immediate area because it is a drain on judges, competitors and helpers
- select the competitions to be offered keeping in mind the size of the anticipated venue
- if an event is to be Official need to apply to the EA State Branch, some months in advance, for approval of date(s)
- form an event OC and allocate tasks to members in accordance with the experience and help available
- choose and book a suitable venue and give consideration to the following facilities:
 - secretary – central location
 - camping canteen/catering
 - stabling and/or yards – safe – either on the grounds or locally close by for any visiting horses
 - parking for spectator vehicles and horse transport
 - scorers – quiet area
 - toilet and shower block

1.2 Budget

Compile a budget, which should show a profit or at least break even after expenses are met.

Income

- canteen (if applicable)
- entry fees
- gate (if applicable)
- ground levy
- parking fee (if applicable)
- postage
- sponsorship
- stable hire

Expenses

- Depending on the size of the event some of the following may not be required
- canteen/catering - purchase supplies or hire caterers
- hire of equipment i.e. portable toilets, public address system, and arena surrounds etc.
- hire of stables, permanent or portable
- hiring fee for grounds
- advertising
- insurance
- judges and helper gifts
- judges travel, accommodation and meals
- prize money
- program publication
- ribbons or rosettes
- stationery
- trophies for specific competitions
- donation e.g. St John First Aid/Ambulance

1.3 Four to Five Months Before

1.3.1 Judges

Contact suitably accredited judges (at least 3 months ahead if possible) by phone, e-mail or correspondence inviting them to judge.

When they reply in the affirmative, a letter of confirmation should be sent immediately. This letter should state that a follow up letter or e-mail will be sent closer to the date of the event.

The follow up letter or e-mail should include the following:

- 1.3.1.1** confirmation of date(s) of event
- 1.3.1.2** venue location
- 1.3.1.3** preferred accommodation, travel and remuneration arrangements (if applicable)
- 1.3.1.4** meals
- 1.3.1.5** inquire if a steward should be provided
- 1.3.1.6** travel could be shared if a number of judges are from the same area
- 1.3.1.7** request for ABN forms or Tax Invoice if applicable

1.3 Ground Jury

Each show must appoint a Ground Jury.

1.4 Sponsors

The size of the event will dictate the extent of sponsorship sought. In keeping with prize money or goods in kind for each competition the following example may be of use for obtaining sponsorship of different levels. Organisers should not be discouraged when only small amounts are offered as these can add up to quite a large amount.

Approach sponsors by letter with offers of various sponsorship packages in return for their support. Where appropriate, follow up with a visit to their place of business. The following levels of sponsorship packages could be offered:

- event naming rights: This package would be the person offering the highest value for money (not necessarily cash but could be goods in kind)
- competition arena naming rights: There would be a number of packages to cover all competition arenas. The amount contributed will be within the middle range
- competition naming rights for a particular class: There will be numerous chances at this level to include many sponsors
- advertising in the media, schedules, programs and grounds

When approaching sponsors be aware of their capacity to support and only offer packages within that range.

1.5 Schedule and Entry Form

- prepare the schedule and entry form
- include the EA Disclaimer
- all entry forms must have the phrase 'Conducted under current EA Rules as amended' prominently shown
- from time to time, some rules are adjusted because of local conditions. Such changes must be clearly shown as a further condition of entry. However, any change must be considered within the context of the intent of the rule. If unsure as to the legality of adjusting rules the State Show Horse Committee must be approached and only be changed with their approval

A schedule should include the following as a minimum

- name of club/association running the event prominently displayed at the top of the front cover
- address where the event will be held
- a contact phone number for both before the event and also a mobile phone number for the event days
- a sentence stating that 'the event will be held in accordance with the current EA Show Horse rules (as amended)' - this covers all rule changes
- the program of competitions chosen

- if measuring is to be held.
- entry fee
- waiver to be signed by competitors and
- refunds

Points which must be added include

- exhibit numbers and their availability and use of such awards
- if a major trophy day, decisions on the way of determining the winner
- the need for competitors to have registration papers available (if applicable), and
- the need for Competition License to be available (if applicable)

Points individual to each show include

- define lunging area and any other exercise area instructions
- stabling
- camping
- dog requirements, and
- temporary yards

1.6 Allocation of Tasks

Allocate the following tasks to committee and/or volunteers

- distribute a program leaflet which may include
 - newsletters at state and regional levels
 - media coverage in newspaper/s, radio/TV in Community Announcement programs
 - saddleries and retail outlets, especially those belonging to sponsors
- approach and book caterers and/or local service clubs some months in advance to cover canteen facility
- arrange to hire or borrow
- public address system, including tape/CD player for background music
- arena surrounds
- markers
- arena numbers
- tent
- portable toilets and showers if necessary
- order and purchase (if applicable)
- trophies
- ribbons and/or rosettes (including extras in case of equal placing)
- name badges for Judges, and Stewards space for competition areas, training and exercise areas and parking time available from start to finish of day(s)
- approach an announcer
- appoint stewards as required
 - ring steward
 - judges' host
 - sponsors' host
 - Technical Delegate. If not appointed the Senior Judge will assist with the technical side of the event
- prepare timed schedule
 - calculate the overall time for each competition. When allocating time the following should be considered:
 - breaks required for judges
 - allocate competitions to judges according to their accredited level
 - take account of the size of classes and length of time to judge numbers entered
- a
|
|
o

1.7 Two or Three Weeks Before

- have the timed schedule printed or duplicated and include a phone number for advice of withdrawal and a contact mobile number for the day of the event along with recognition of sponsors and other information relative to the event
- forward a copy of the schedule to:
 - sponsor, with an invitation to attend and present the awards to the place getters in the competition they have supported
 - stewards, enclosing name badge and Official car pass where required
 - judges, with information about
 - ❖ location of grounds
 - ❖ where and to whom to report to on arrival
 - ❖ morning tea and lunch arrangements
 - ❖ travel remuneration and accommodation arrangements (if applicable)
 - ❖ confirm arrangements about providing a steward
 - ❖ enclose name badge and official car pass where required
- withdraw enough cash from bank to divide up for prize money and cover refunds for scratchings

1.8 The Day Before

- prepare grounds
- mow grass to a reasonable height
- isolate
 - the competition area with an entrance gate
 - the warm-up and exercise area
 - access between these two areas for mounted competitors and
 - isolate areas for spectators (suggest be at least 10 meters, preferably 15 meters, back from the arena)
- set up
 - arenas for competitions and one practice arena where possible where ground is most level
 - spectators, photographers and video operators should be at a distance of at least 10 meters from any arena but preferably 15 meters
 - public address and sound system
 - canteen
 - table and chairs in secluded quiet area for scorers
 - direction signs on nearby roads and site signs for stables, arena numbers, car park, water, Secretary's Office etc.
 - toilets
- prepare
 - exhibit numbers if necessary
 - clipboards for Stewards with
 - ❖ time schedule for all competitions
 - ❖ list of names of judges and other personnel
 - ❖ two pens, pencil not permitted
 - ❖ arena number
 - ❖ small token of appreciation for steward
 - ❖ claim form for the judge to complete to claim reimbursement /remuneration for travel (if applicable)
 - numerous copies of the timed schedule for distribution at competition
 - morning tea and lunches for judges and stewards or make out voucher for caterers
- pack requirements for Secretary's Office

1.9 On the Day

- Secretary's checklist
 - EA Show Horse Rule Books
 - entry forms
 - conditions of entry in case of protest
 - copies of schedule
 - exhibit numbers

- telephone numbers of Veterinary Surgeon and Doctor
- stationery should include note paper, calculator, cello tape, ruler staplers etc
- results board with schedule near Secretary's Office and accessible to riders, where results can be posted and updated regularly during the day
- clock for synchronising time
- loud hailer and batteries
- trophies and/or ribbons/rosettes
- judges/stewards gifts
- a member of the committee should
 - arrange for gates to grounds to be opened at least 1.5 hours before the event begins
 - ensure that competitions are running on time
 - rally successful competitors to receive their awards at prize-giving time and ensure they are mounted if required
 - ensure that a public expression of thanks is extended to owners of grounds, judges, sponsors, helpers etc. at the final presentation of awards
 - supervise the removal of arenas at the end of the day
 - ensure that competitors exercise within the limits of the competition area
 - advise competitors if competition is running late
 - rally competitors who have not reported at due time and are known to have collected bridle number from secretary
- judges' host should
 - have refreshments available on arrival of judges and stewards
 - introduce each judge to their steward and well ahead of time (minimum at least 10 minutes before starting time)
 - give the judge/steward their folder which includes details of their position on the arena
 - ensure that judges and stewards are properly looked after during the coffee and lunch breaks and are treated as guests of the organisers
 - sometime during the day determine each judge's travelling expenses and inform the Treasurer so that a cheque is ready on the completion of their judging
 - it is customary to give a gift of appreciation to the judges as they leave the event
 - Inform the judge that a weight classification should take place for the weight classes
- sponsors' host (where applicable) should
 - meet sponsors
 - have refreshments available
 - introduce sponsors to organisers and
 - make them feel welcome whilst they wait to present their donated award to the recipients
- scorers should fill out the official score/results sheet and forward to the EA Branch Office within 14 days
- prize-giving
 - prizes may be presented by the participating sponsors where practicable after a particular competition, e.g.
 - ❖ during the lunch break
 - ❖ at the end of a day or
 - ❖ at the end of the whole event
 - ribbons/rosettes and/or rugs should be placed on the horse prior to prize-giving
 - at all times when horses are grouped together, riders and/or grooms must act in a responsible way. Carelessness or irresponsible behaviour will not be tolerated

1.10 After the Event

Within 10 Days

- full results of Official competitive competitions must be forwarded to the EA state branch of the event and should include
 - full results of Official Competitive Competitions must be forwarded to the EA state name and EA registration number of each horse and rider that placed in the competition
 - the names of the judges
 - final placings
 - the signature of the Chief Judge/TD/authorised person by the OC
- send trophies, ribbons/rosettes and prize-money to prize winners who did not collect at the event
- send results to any relevant newsletter editors, local newspapers etc.
- send letters of appreciation and copy of results to sponsors and judges and
- send expression of appreciation to stewards, organisers and helpers

1.11 Duty of Care

- 1.9.1** At times when the venue and facilities cannot be prepared to the desirable standard (for example, hard ground during drought conditions, unstable or slippery surface due to wet weather), the Organising Committee should make all endeavours to inform competitors of the associated risks of competing under the current conditions – for example over the Public Address System. Competitors may then assess the potential risks associated with competing. Under extreme circumstances it may be in the best interests for all concerned for the Organising Committee to suspend competition until conditions improve.

